



राष्ट्रीय मानव अधिकार आयोग, भारत

NATIONAL HUMAN RIGHTS COMMISSION, INDIA



Gujarat National Law University

RESEARCH PROJECT

(Report)

Title: A study on the Status, Functioning and Effectiveness of Swadhar Greh and Ujjawala Homes for women and adolescent girls in the States of Rajasthan, Gujarat, Assam, Chhattisgarh and Tamil Nadu.

Submitted to

**NATIONAL HUMAN RIGHTS COMMISSION
MANAV ADHIKAR BHAWAN,
C-BLOCK, GPO COMPLEX, INA, NEW DELHI-110023**

Submitted by:

Prof. Dr. S. Shanthakumar, (Principal Investigator)

Director, Gujarat National Law University, Gandhinagar, Gujarat.

Ms. Pratikalpa Sharma (Co- Investigator),

Assistant Professor of Research, Gujarat National Law University, Gandhinagar, Gujarat.

Acknowledgement

The project team pay deep sense of gratitude to the National Human Rights Commission for providing the funding for the project and encouraging the research work. We thank Shri Justice Arun Kumar Mishra, Chairperson, NHRC for encouraging the research environment and providing support for the project. The project team is grateful to the eminent dignitaries Anita Sinha Madam (Joint Secretary, NHRC) and Dr. M. D. S. Tyagi the Joint Director (Research) PRP&P Division, NHRC, for the constant support and guidance for the research; who guided and given suggestion for the betterment of the project. We are sincerely grateful to the immense support from the Gujarat National Law University, the Research and Development Cell for facilitating and promoting the research environment at GNLU. We extend our sincere gratefulness to the Director's office and the Registrar's office at GNLU for all the support. The present research would not have been possible without the great support and cooperation from the stakeholders for answering the queries and helping in the data collection. We are indebted for their constant help and assistance for the completion of the research. We would like to thank the entire team of NHRC who helped us in constant communications for the smooth conduction of the project.

Declaration

I, S. Shanthakumar; the Principal Investigator for the project; have submitted the project titled “A study on the Status, Functioning and Effectiveness of Swadhar Greh and Ujjawala Homes for women and adolescent girls in the States of Rajasthan, Gujarat, Assam, Chhattisgarh and Tamil Nadu” to the National Human Rights Commission. We warrant and represent that the research project does not infringe upon any copyright or other right(s), and that it does not contain infringing, libelous, obscene or other unlawful matter and that we have given appropriate credit to the original author or source of information and fully adhered to research guidelines.

We have followed the rules and conventions concerning referencing, citation and the use of quotations as set out in the research guidelines. The research is our own work, and we acknowledge that copying someone else’s assignment, or part of it, is wrong, and that submitting identical work to others constitutes a form of plagiarism.

S. Shanthakumar

Executive Summary

Women comes under the vulnerable section of the society and to protect their interests is always significant for a developed and civilised society. There are different initiatives of the Government to provide help to the women in need. Swadhar Greh and Ujjawala Home Schemes for providing shelter and required help to the needy women. The schemes are having different objectives to achieve while the providing shelter and required assistance to the needy women. The NHRC is constantly monitoring the issues related to the human rights and basic rights of women in India. There are multiple initiatives of the Government of India in this regard and they need to be checked time and again to ensure the effective implementation of such schemes and initiatives. Gujarat National Law University is dedicated to do quality research in law as well as interdisciplinary to inculcate knowledge that can be applied to the entire society and contributes towards forming the foundation of development and policies across the globe. Through this study, researchers made an effort to identify key issue related to the stakeholders and also study the issues related to the implementation of the schemes also suggesting the gaps in the existing set up along with the recommendations for the possible solutions for the same. The study is an effort to find out the answers to certain questions related to the effectiveness of the present set up to address various concerns, the compliance related aspects of the schemes and the reasons for noncompliance and the means to achieve the higher degree of implementation. This is helpful in understanding the concerns relating to the resident women, the caretakers and the organisations associated with the schemes. This is significant in providing for the apt suggestions on the betterment of the implementation of the schemes.

THE TEAM

Sr. No.	Name	Affiliation
1.	Prof (Dr.) S. Shanthakumar Principal Investigator	Director- Gujarat National Law University, Gandhinagar, Gujarat
2.	Ms. Pratikalpa Sharma Co-Investigator	Assistant Professor Research, Gujarat National Law University, Gandhinagar, Gujarat
3.	Mr. Ayush Yadav, RA	Ph.D. Scholar, University of Delhi
4.	Ms. Kunjal Arora, RA	Teaching and Research Associate, Gujarat National Law University, Gandhinagar, Gujarat
5.	Ms. Vinati Tahilianey, RA	Teaching and Research Associate, Gujarat National Law University, Gandhinagar, Gujarat
6.	Mr. Ayush Rastogi RA	Teaching and Research Associate, Gujarat National Law University, Gandhinagar, Gujarat

Field Investigators:

Sr. No.	State	Field Investigators
1.	Tamil Nadu	Ms. Sunitha Rai S.T. & Ms. R Jenifer Ranjani
2.	Gujarat	Ms. Priya Meena
3.	Rajasthan	Mr. Aashish Tolia and Mr. Kunal Sharma
4.	Chattisgarh	Mr. Satwant Singh Pisda & Mr. Yuvraj Singh
5.	Assam	Mr. Pulak Symon
SRAs		
6.	Mr. Subham Mangla	Student Research Assistant
7.	Ms. Srishti Shankar	Student Research Assistant
8.	Ms. Dirshi Shah	Student Research Assistant
9.	Mr. Abhijay Singh Charak	Student Research Assistant

INDEX

Page No.

<i>Acknowledgement</i> -----	<i>i</i>
<i>Declaration</i> -----	<i>ii</i>
<i>Executive Summary</i> -----	<i>iii</i>
<i>List of Tables</i> -----	<i>ix-lvii</i>
<i>List of Graphs</i> -----	<i>lviii-lxviii</i>
<i>List of Figures</i> -----	<i>lxix</i>
<i>List of Abbreviations</i> -----	<i>lxx</i>

Chapter I – Introduction -----1-24

- Introduction to the Problem -----1-2
- Literature Review -----3-20
- Objectives-----20
- Research Methodology-----20-21
- Sample of the Study-----21-23
- Data Analysis and Reporting-----23-24

Chapter II – Historical Evolution-----25-40

- Women’s Rights in Pre Independence-Era-----25-28
 - Abolition of Sati-----26
 - Female Infanticide-----26
 - Widow Remarriage-----27
 - Child Marriage-----27
 - Women’s Education-----28
- Era of Transition- Women Leading Their Own Causes-----28
- Post-Independence India-----30-32
- Central Government Schemes for Women Welfare-----32
 - National Policy for The Empowerment of Women (2001)-----32
 - National Mission for Empowerment of Women (2011-12)-----33
 - One Stop Centre Scheme -----34
 - Sakhi Niwas Scheme (formerly Working Women Hostels Scheme-34

○ Mahila Police Volunteers Scheme-----	34
○ Mahila Shakti Kendras-----	34
○ Swadhar Greh And Ujjawala Scheme-----	35
○ Mission Shakti-----	35
● State Government Schemes-----	36
○ Gujarat-----	36
○ Rajasthan-----	37
○ Tamil Nadu -----	38
○ Assam-----	39
○ Chhattisgarh-----	39
● Conclusion-----	40

Chapter III- Global Practices In ‘Women’s Rehabilitation’ Domain -----41-47

- Learning Form the Best
- Top 5 Countries in Global Gender Gap Index and their prominent initiatives--42-46

Iceland-----42-43

- The Women’s Shelter (WS)-----42
- The Red Cross in Iceland-----42
- Stígamót-----43

Norway-----43-44

- The Directorate for Children, Youth, and Family Affairs (Bufdir)--43
- Equal Opportunities Act (Ligestillingsloven)-----43
- Introduction Program for Refugees and Immigrants -----43
- Gender Equality and Anti-Discrimination Ombud (LDO) -----44

Finland-----44-45

- Women's Shelters (Naisten Linja)-----44
- The Ministry of Social Affairs and Health (Sosiaali- Ja Terveysministeriö)--44
- Anti-Discrimination Ombudsman (Yhdenvertaisuusvaltuutettu) --44
- Immigrant Integration Programs-----45

New Zealand-----45

○ Women’s Employment Action Plan-----	45
○ Te Rito: New Zealand Family Violence Prevention Strategy-----	45
Sweden-----	45-46
○ National Board of Health and Welfare (Socialstyrelsen)-----	46
○ Swedish Gender Equality Agency-----	46
Other Experiences-----	46-47
○ Thailand -----	46-47
○ Bangladesh-----	47
● Conclusion -----	47
Chapter IV – Data Analysis and Findings -----	48-511
● Part A: Resident Responses-----	48-156
● Part B: Caretaker Responses-----	156-313
● Part C: Adolescent Responses-----	313-511
Chapter V – Conclusions and Suggestions -----	512-521
Bibliography -----	524
List of Annexures-	
● Annexure I- Reports of Homes by the Field Investigators -----	531-679
○ Tamil Nadu	
○ Gujarat	
○ Rajasthan	
○ Chhattisgarh	
○ Assam	
● Annexure II- Authorization Letters from NHRC -----	680-684
○ Authorization Letter from NHRC to Tamil Nadu	
○ Authorization Letter from NHRC to Gujarat	
○ Authorization Letter from NHRC to Rajasthan	
○ Authorization Letter from NHRC to Chhattisgarh	
○ Authorization Letter from NHRC to Assam	

List of Tables:

Sr. No.	Table No.	Title	Page Number
1.	1.1	State wise details of Ujjawala Homes	11
2.	1.2	Sample of the study (Swadhar Greh)	21
3.	1.3	Sample of the study (Ujjawala Homes)	21
4.	1.4	Total Sample of the study	23
5.	2.1	Women Organisations, their Founders and Objectives	29
6.	2.2	Ongoing Schemes in State of Gujarat	38
7.	2.3	Ongoing Schemes in State of Rajasthan	38
8.	2.4	Ongoing Schemes in State of Tamil Nadu	39
9.	2.5	Ongoing Government Schemes in State of Assam	40
10.	2.6	Ongoing Government Schemes in State of Chhattisgarh	40
11.	4.1.1	Resident's age when they got married (Swadhar Greh)	49
12.	4.1.2	Marital Status of Residents- State Wise (Swadhar Greh)	49
13.	4.1.3	Marital Status of Residents State Wise (Ujjawala home)	52
14.	4.1.4	Whether the residents have children (Ujjawala home)	53
15.	4.1.5	Age of the residents when they had children	55
16.	4.1.6	Age of the residents when they got married	56
17.	4.1.7	Age of the residents when they has their first child	56
18.	4.1.8	Resident's earning prior to coming to the Home	57
19.	4.1.9	Resident's earning prior to coming to the Ujjawala Home	58
20.	4.1.10	Duration of resident's stay at Swadhar Greh	59
21.	4.1.11	Duration of resident's stay at Ujjawala Home	60
22.	4.1.12	Level of education of residents of Swadhar Greh	60
23.	4.1.13	Level of education of residents of Ujjawala home	61
24.	4.1.14	Places where the residents save their money- Swadhar Greh	62
25.	4.1.15	Places where the residents save their money	62
26.	4.1.16	Were the residents able to earn and sustain themselves before coming to Swadhar Greh	63

27.	4.1.17	Were the residents able to earn and sustain themselves before coming to the Ujjawala home	63
28.	4.1.18	Were the residents whether residents were facing economic hardship before coming to Swadhar Greh	64
29.	4.1.19	Were the residents whether residents were facing economic hardship before coming to Ujjawala home	64
30.	4.1.20	Number of meals a day given to the residents- Swadhar Greh	66
31.	4.1.21	Number of meals a day given to the residents- Ujjawala Home	67
32.	4.1.22	Kind of food given to the residents- Swadhar Greh	67
33.	4.1.23	Kind of food given to the residents- Ujjawala Home	68
34.	4.1.24	Satisfaction of residents with the food provided- Swadhar Greh	70
35.	4.1.25	Satisfaction of residents with the food provided- Ujjawala Home	70
36.	4.1.26	Satisfaction of residents with the hygiene and maintenance of mess/ canteen- Swadhar Greh	71
37.	4.1.27	Satisfaction of residents with the hygiene and maintenance of mess/ canteen- Ujjawala Home	71
38.	4.1.28	Whether the residents are provided with clothes- Swadhar Greh	72
39.	4.1.29	Whether the residents are provided with clothes- Ujjawala Home	73
40.	4.1.30	Satisfaction of residents with the clothes' distribution frequency- Swadhar Greh	73
41.	4.1.31	Satisfaction of residents with the clothes' distribution frequency- Ujjawala Home	74
42.	4.1.32	Were the residents provided laundry services and ironing of clothes- Swadhar Greh	75

43.	4.1.33	Were the residents provided laundry services and ironing of clothes- Ujjawala Home	75
44.	4.1.34	Whether the residents receive pocket money- Swadhar Greh	76
45.	4.1.35	Whether the residents receive pocket money- Ujjawala Home	76
46.	4.1.36	Amount of money the residents receive in one distribution - Swadhar Greh	77
47.	4.1.37	Form of pocket money the residents receive –Ujjawala Home	78
48.	4.1.38	Form of pocket money the residents receive –Ujjawala Home	78
49.	4.1.39	Frequency of taking residents out for recreational activities- Swadhar Greh	79
50.	4.1.40	Frequency of taking residents out for recreational activities- Ujjawala Home	80
51.	4.1.41	Recreational activities residents are taken out for	80
52.	4.1.42	Recreational activities to be increased or optimised	81
53.	4.1.43	Recreational activities to be increased or optimised- Ujjawala Home	82
54.	4.1.44	Whether the recreational activities are kept keeping in mind all the age groups of women	82
55.	4.1.45	Whether the recreational activities are kept keeping in mind all the age groups of women- Ujjawala Home	83
56.	4.1.46	Whether the recreational activities are provided keeping in mind children in homes	83
57.	4.1.47	Whether the recreational activities are provided keeping in mind children - Ujjawala Home	84
58.	4.1.48	Satisfaction level with recreational activities provided at Swadhar Greh	84
59.	4.1.49	Satisfied with recreational activities options in the Home- Ujjawala Home	85

60.	4.1.50	Whether there is Awareness regarding the provision of providing facilities for imparting vocational training to residents- Swadhar Greh	85
61.	4.1.51	Whether there is Awareness regarding the provision of providing facilities for imparting vocational training to residents- Ujjawala Home	86
62.	4.1.52	Whether there is Satisfaction with system of reimbursement of vocational training fee of residents- Swadhar Greh	86
63.	4.1.53	Full fee of the vocational training programme reimbursed- Ujjawala Home	87
64.	4.1.54	Whether there are suggestions given by the staff of the homes in taking up a particular course or field- Swadhar Greh	88
65.	4.1.55	Whether suggestions given to you, on part of the staff of the homes in taking up a particular course or field - Ujjawala Home	88
66.	4.1.56	Whether the vocational training given as per your preference- Swadhar Greh	89
67.	4.1.57	Whether the vocational training given as per your preference- Ujjawala Home	89
68.	4.1.58	Whether training is sufficient for you to sustain yourselves- Swadhar Greh	90
69.	4.1.59	Whether training is sufficient for you to sustain yourselves- Ujjawala Home	91
70.	4.1.60	Whether provided with one time non - recurring grant- Swadhar Greh	91
71.	4.1.61	Whether Are you provided with one time non - recurring grant- Ujjawala Home	92
72.	4.1.62	Frequency of inspection done by relevant staff regarding condition of homes- Swadhar Greh	93

73.	4.1.63	Frequency of inspection done by relevant staff regarding condition of homes- Swadhar Greh	94
74.	4.1.64	Ownership status of the Swadhar Greh home	95
75.	4.1.65	Ownership status of the Ujjawala home	95
76.	4.1.66	Whether the cooks are adequately equipped with the required tools and hygiene apparatus- Swadhar Greh	96
77.	4.1.67	Whether the cooks are adequately equipped with the required tools and hygiene apparatus- Ujjawala Home	96
78.	4.1.68	Frequency of the cleaning of the bathrooms - Ujjawala Home	98
79.	4.1.69	Frequency of the cleaning of the bathrooms - Swadhar Greh	98
80.	4.1.70	Training rooms in the premises - Swadhar Greh	99
81.	4.1.71	Training rooms in the premises - Ujjawala Home	99
82.	4.1.72	Whether the cleaning of the rooms done - Swadhar Greh	99
83.	4.1.73	Whether the cleaning of the rooms done - Ujjawala Home	100
84.	4.1.74	Whether the Homes equipped keeping in mind the demands of the children- Swadhar Greh	100
85.	4.1.75	Whether the Homes equipped keeping in mind the demands of the children- Ujjawala Home	101
86.	4.1.76	Whether the Children going to school - Swadhar Greh	102
87.	4.1.77	Whether the Children going to school - Ujjawala Home	103
88.	4.1.78	Who pays for the telephone charges in the home - Swadhar Greh	103
89.	4.1.79	Who pays for the telephone charges in the home - Ujjawala Home	103
90.	4.1.80	Are the internet services provided in the premises - Swadhar Greh	104
91.	4.1.81	Are the internet services provided in the premises - Ujjawala Home	105

92.	4.1.82	Whether is the monitoring of the homes done by the designated authorities- Swadhar Greh	106
93.	4.1.83	How often the monitoring is done- Ujjawala Home	106
94.	4.1.84	Counsellors are provided in the home- Swadhar Greh	106
95.	4.1.85	Social workers are provided in the home - Ujjawala Home	107
96.	4.1.86	Satisfied with the kitchen conditions of the Home - Swadhar Greh	109
97.	4.1.87	Satisfied with the kitchen conditions of the Home - Ujjawala Home	109
98.	4.1.88	Satisfied with the conditions of bathrooms - Swadhar Greh	109
99.	4.1.89	Satisfied with the conditions of bathrooms - Ujjawala Home	110
100.	4.1.90	Satisfied with the exhaust systems of Kitchen area - Swadhar Greh	110
101.	4.1.91	Satisfied with the exhaust systems of Kitchen area - Ujjawala Home	111
102.	4.1.92	Satisfied with the effectiveness of pest control - Swadhar Greh	111
103.	4.1.93	Satisfied with the effectiveness of pest control - Ujjawala Home	111
104.	4.1.94	Satisfied with the kitchen staff's treatment of residents - Swadhar Greh	112
105.	4.1.95	Satisfied with the kitchen staff's treatment of residents - Ujjawala Home	112
106.	4.1.96	Satisfied with the functioning of homes - Swadhar Greh	113
107.	4.1.97	Satisfied with the functioning of homes - Ujjawala Home	113
108.	4.1.98	Change in the socio-economic conditions after admission to the Home - Swadhar Greh	114
109.	4.1.99	Change in the socio-economic conditions after admission to the Home - Ujjawala Home	114

110.	4.1.100	Whether the residents will be able to earn and sustain themselves after exiting the home - Swadhar Greh	115
111.	4.1.101	Whether the residents will be able to earn and sustain themselves after exiting the home - Ujjawala Home	115
112.	4.1.102	Whether medical check-up was done at the time of admission of residents- Swadhar Greh	117
113.	4.1.103	Whether medical check-up was done at the time of admission of residents- Ujjawala Home	118
114.	4.1.104	Whether check-up done within 3 days of the admission - Swadhar Greh	118
115.	4.1.105	Whether check-up done within 3 days of the admission - Ujjawala Home	118
116.	4.1.106	Whether resident, if known to have contracted HIV/AIDS, referred to the VCTC (Voluntary Counselling and Testing Centre) centre of the nearest hospital - Swadhar Greh	119
117.	4.1.107	Whether resident, if known to have contracted HIV/AIDS, referred to the VCTC (Voluntary Counselling and Testing Centre) centre of the nearest hospital - Ujjawala Home	119
118.	4.1.108	Whether is the medical kit maintained in the premises of the homes - Swadhar Greh	120
119.	4.1.109	Whether is the medical kit maintained in the premises of the homes - Ujjawala Home	120
120.	4.1.110	Whether is the doctor sit on a weekly basis in the premises- Swadhar Greh	122
121.	4.1.111	Whether doctor sit on a weekly basis	122
122.	4.1.112	Gender of the Doctor - Ujjawala Home	122
123.	4.1.113	Whether is the doctor adequately equipped for the diagnosis - Swadhar Greh	123
124.	4.1.114	Whether is the doctor adequately equipped for the diagnosis - Ujjawala Home	123

125.	4.1.115	Whether are you satisfied with the diagnosis and medical treatment given by the doctor - Swadhar Greh	124
126.	4.1.116	Whether are you satisfied with the diagnosis and medical treatment given by the doctor - Ujjawala Home	124
127.	4.1.117	Whether are you satisfied with his behaviour with the residents - Swadhar Greh	124
128.	4.1.118	Whether are you satisfied with his behaviour with the residents - Ujjawala Home	125
129.	4.1.119	Whether are the medicines available for the treatment of the diseases with the local civil hospital/PHC/CHC tied up with the home - Swadhar Greh	125
130.	4.1.120	Whether are the medicines available for the treatment of the diseases with the local civil hospital/PHC/CHC tied up with the home - Ujjawala Home	126
131.	4.1.121	Whether tested Covid positive between December 2019 - November 2022- Swadhar Greh	127
132.	4.1.122	Whether tested Covid positive between December 2019 - November 2022- Ujjawala Home	127
133.	4.1.123	Whether COVID - 19 medicines available with the civil hospital/ PHC/ CHC - Swadhar Greh	128
134.	4.1.124	Whether COVID - 19 medicines available with the civil hospital/ PHC/ CHC - Ujjawala Home	128
135.	4.1.125	How many doses were administered with	129
136.	4.1.126	Who paid for the vaccine and Covid related treatment	130
137.	4.1.127	How many are vaccinated with the COVID - 19 related vaccines	130
138.	4.1.128	How many are vaccinated with the COVID - 19 related vaccines	131
139.	4.1.129	Reimbursement from home in case the individual resident paid- Swadhar Greh	131

140.	4.1.130	Reimbursement from home in case the individual resident paid- Swadhar Greh	131
141.	4.1.131	Residents' regular COVID - 19 tests were conducted by the Agency in case residents showed symptoms- Swadhar Greh	132
142.	4.1.132	Where were residents rescued from before coming to the home- Swadhar Greh	145
143.	4.1.133	From where were you rescued before coming to the Home- Ujjawala Home	146
144.	4.1.134	Were you enquired about your socio-economic background- Swadhar Greh	147
145.	4.1.135	Were you enquired about your socio - economic background - Ujjawala Home	147
146.	4.1.136	Will the acquired skills help in your re-integration - Swadhar Greh	151
147.	4.1.137	Will the acquired skills help in your re-integration - Ujjawala Home	151
148.	4.1.138	Will they be able to sustain themselves with dignity with the acquired skills - Swadhar Greh	152
149.	4.1.139	Will they be able to sustain themselves with dignity with the acquired skills - Ujjawala Home	153
150.	4.1.140	Was there any additional support provided for your process of reintegration - Swadhar Greh	154
151.	4.1.141	Was there any additional support provided for your process of reintegration - Ujjawala Home	155
152.	4.2.1	Total Number of responses received from the Caretakers of Swadhar Greh and Ujjawala Homes	159
153.	4.2.2	Number of meals a day are given to the residents (Swadhar Greh, Caretakers responses)	160
154.	4.2.3	Number of meals a day are given to the residents (Ujjawala Homes, Caretakers responses)	160

155.	4.2.4	Kind of food given to the residents (Swadhar Greh, Caretakers responses)	161
156.	4.2.5	Kind of food given to the residents (Ujjawala Homes, Caretakers responses)	161
157.	4.2.6	Non - vegetarian food given to the residents (Swadhar Greh, Caretakers responses)	162
158.	4.2.7	Milk given to the residents (Swadhar Greh, Caretakers responses)	162
159.	4.2.8	Milk given to the residents (Ujjawala Homes, Caretakers responses)	162
160.	4.2.9	Seasonal fruits given to the residents (Swadhar Greh, Caretakers responses)	163
161.	4.2.10	Seasonal fruits given to the residents (Ujjawala Homes, Caretakers responses)	163
162.	4.2.11	Pulses provided in meals to the residents (Swadhar Greh, Caretakers responses)	164
163.	4.2.12	Pulses provided in meals to the residents (Ujjawala Homes, Caretakers responses)	164
164.	4.2.13	Sweets provided in meals to the residents (Swadhar Greh, Caretakers responses)	164
165.	4.2.14	Frequency of sweets provided in meals to the residents (Swadhar Greh, Caretakers responses)	165
166.	4.2.15	Sweets provided in meals to the residents (Ujjawala Homes, Caretakers responses)	165
167.	4.2.16	Frequency of sweets provided in meals to the residents (Ujjawala Homes, Caretakers responses)	165
168.	4.2.17	Sum of money spent on food per resident, per month (Swadhar Greh, Caretakers responses)	166
169.	4.2.18	Sum of money spent on food per resident, per month (Ujjawala Homes, Caretakers responses)	166

170.	4.2.19	Residents provided with clothes (Swadhar Greh, Caretakers responses)	167
171.	4.2.20	Residents provided with clothes (Ujjawala Homes, Caretakers responses)	167
172.	4.2.21	Number of pairs of clothes provided in one distribution (Swadhar Greh, Caretakers responses)	168
173.	4.2.22	Number of pairs of clothes provided in one distribution (Ujjawala Homes, Caretakers responses)	168
174.	4.2.23	Provision of laundry and ironing of clothes (Swadhar Greh, Caretakers responses)	169
175.	4.2.24	Provision of laundry and ironing of clothes (Ujjawala Homes, Caretakers responses)	169
176.	4.2.25	Provision of pocket money for residents (Swadhar Greh, Caretakers responses)	170
177.	4.2.26	Provision of pocket money for residents (Ujjawala Homes, Caretakers responses)	170
178.	4.2.27	Consistency of sum of money (Ujjawala Homes, Caretakers responses)	170
179.	4.2.28	Frequency of receiving the pocket money (Ujjawala Homes, Caretakers responses)	171
180.	4.2.29	Amount of money they receive in one distribution (Ujjawala Homes, Caretakers responses)	171
181.	4.2.30	Form in which the pocket money is received (Ujjawala Homes, Caretakers responses)	172
182.	4.2.31	Activities for recreation (Swadhar Greh, Caretakers responses)	172
183.	4.2.32	Activities for recreation (Ujjawala Homes, Caretakers responses)	173
184.	4.2.33	Recreational activities are kept keeping in mind all the age groups of women (Swadhar Greh, Caretakers responses)	173

185.	4.2.34	Recreational activities are kept keeping in mind all the age groups of women (Ujjawala Homes, Caretakers responses)	174
186.	4.2.35	Recreational activities are kept keeping in mind children in Homes (Swadhar Greh, Caretakers responses)	174
187.	4.2.36	Recreational activities are kept keeping in mind children in Homes (Ujjawala Homes, Caretakers responses)	175
188.	4.2.37	Recreational activities provided for outdoor activities (Swadhar Greh, Caretakers responses)	175
189.	4.2.38	Recreational activities provided for outdoor activities (Ujjawala Homes, Caretakers responses)	175
190.	4.2.39	Recreational activities provided for indoor activities (Swadhar Greh, Caretakers responses)	176
191.	4.2.40	Recreational activities provided for indoor activities (Ujjawala Homes, Caretakers responses)	176
192.	4.2.41	Types of recreational activities (Swadhar Greh, Caretakers responses)	178
193.	4.2.42	Frequency of recreational activities (Swadhar Greh, Caretakers responses)	179
194.	4.2.43	Types of recreational activities (Ujjawala Homes, Caretakers responses)	179
195.	4.2.44	Frequency of recreational activities (Ujjawala Homes, Caretakers responses)	180
196.	4.2.45	Types of recreational activities (Ujjawala Homes, Caretakers responses)	180
197.	4.2.46	Television provided at Home (Swadhar Greh, Caretakers responses)	180
198.	4.2.47	Television provided at Home (Ujjawala Homes, Caretakers responses)	181
199.	4.2.48	Residents given the option to choose the field and course of training (Swadhar Greh, Caretakers responses)	182

200.	4.2.49	Vocational training given as per the preference of the residents (Swadhar Greh, Caretakers responses)	183
201.	4.2.50	Full fee of the vocational training programme reimbursed (Swadhar Greh, Caretakers responses)	183
202.	4.2.51	Suggestions given to the residents, on part of the staff of the Swadhar Greh homes in taking up a particular course or field (Swadhar Greh, Caretakers responses)	183
203.	4.2.52	Residents given the option to choose the field and course of training (Ujjawala Homes, Caretakers responses)	184
204.	4.2.53	Vocational training given as per the preference of the residents (Ujjawala Homes, Caretakers responses)	184
205.	4.2.54	Suggestions given to the residents, on the part of the staff of the homes in taking up a particular course or field (Ujjawala Homes, Caretakers responses)	184
206.	4.2.55	Full fee of the vocational training program reimbursed (Ujjawala Homes, Caretakers responses)	185
207.	4.2.56	Training is sufficient for the residents to sustain themselves (Swadhar Greh, Caretakers responses)	185
208.	4.2.57	Training is sufficient for the residents to sustain themselves (Ujjawala Homes, Caretakers responses)	186
209.	4.2.58	Residents provided with one-time non-recurring grant (Swadhar Greh, Caretakers responses)	186
210.	4.2.59	Grant is sufficient for residents to purchase necessary items (Swadhar Greh, Caretakers responses)	187
211.	4.2.60	Amount of this grant (Swadhar Greh, Caretakers responses)	187
212.	4.2.61	Residents provided with a one-time non-recurring grant (Ujjawala Homes, Caretakers responses)	187
213.	4.2.62	Amount of this grant (Ujjawala Homes, Caretakers responses)	187
214.	4.2.63	Grant is sufficient for residents for purchasing necessary items (Ujjawala Homes, Caretakers responses)	188

215.	4.2.64	Separate expenditure for children (Ujjawala Homes, Caretakers responses)	189
216.	4.2.65	Separate expenditure for children (Swadhar Greh, Caretakers responses)	189
217.	4.2.66	Numbers of women and girls who are living with their children (Ujjawala Homes, Caretakers responses)	190
218.	4.2.67	Separate expenditures for children (Ujjawala Homes, Caretakers responses)	190
219.	4.2.68	Facilities made for the children of the residents (Ujjawala Homes, Caretakers responses)	190
220.	4.2.69	Homes equipped keeping in mind the demands of the children (Swadhar Greh, Caretakers responses)	191
221.	4.2.70	Homes equipped keeping in mind the demands of the children (Swadhar Greh, Caretakers responses)	191
222.	4.2.71	Homes equipped keeping the children's demands in mind (Ujjawala Homes, Caretakers responses)	192
223.	4.2.72	Homes giving equipment for the activities of children (Ujjawala Homes, Caretakers responses)	192
224.	4.2.73	Facilities provided for children of the residents (Ujjawala Homes, Caretakers responses)	192
225.	4.2.74	Residents have children, do they go to schools (Swadhar Greh, Caretakers responses)	193
226.	4.2.75	Children supported and assisted in their school admissions (Swadhar Greh, Caretakers responses)	193
227.	4.2.76	Residents have children, do they go to schools (Ujjawala Homes, Caretakers responses)	194
228.	4.2.77	Children supported and assisted in their school admissions (Ujjawala Homes, Caretakers responses)	194
229.	4.2.78	Frequency of the inspections done by the relevant staff of the conditions of the homes (Swadhar Greh, Caretakers responses)	194

230.	4.2.79	Frequency of the inspections done by the relevant staff of the conditions of the homes (Ujjawala Homes, Caretakers responses)	195
231.	4.2.80	Ownership status of the Swadhar Greh home (Swadhar Greh, Caretakers responses)	196
232.	4.2.81	Agency is handling the home (Ujjawala Homes, Caretakers responses)	197
233.	4.2.82	Ownership status of the Ujjawala home (Ujjawala Homes, Caretakers responses)	197
234.	4.2.83	Cooks are adequately equipped with the required tools and hygiene apparatus (Swadhar Greh, Caretakers responses)	197
235.	4.2.84	Cooks are adequately equipped with the required tools and hygiene apparatus (Ujjawala Homes, Caretakers responses)	198
236.	4.2.85	Kitchen area equipped with the exhaust system for ventilation (Swadhar Greh, Caretakers responses)	198
237.	4.2.86	Kitchen area equipped with the exhaust system for ventilation (Ujjawala Homes, Caretakers responses)	198
238.	4.2.87	Frequency of the mopping and cleaning of the kitchen area (Swadhar Greh, Caretakers responses)	199
239.	4.2.88	Pest control conducted in the kitchen area (Swadhar Greh, Caretakers responses)	199
240.	4.2.89	Frequency of the pest control in the kitchen area (Swadhar Greh, Caretakers responses)	199
241.	4.2.90	Frequency of the mopping and cleaning of the kitchen area (Ujjawala Homes, Caretakers responses)	200
242.	4.2.91	Pest control conducted in the kitchen area (Ujjawala Homes, Caretakers responses)	200
243.	4.2.92	Frequency of pest control in the kitchen area (Ujjawala Homes, Caretakers responses)	200
244.	4.2.93	Fuel used for cooking food (Swadhar Greh, Caretakers responses)	201

245.	4.2.94	Fuel used for cooking food (Ujjawala Homes, Caretakers responses)	201
246.	4.2.95	Bathrooms equipped with ventilation systems (Swadhar Greh, Caretakers responses)	202
247.	4.2.96	Satisfied with the ventilation systems in the bathrooms (Swadhar Greh, Caretakers responses)	203
248.	4.2.97	Frequency of the cleaning of the bathrooms (Ujjawala Homes, Caretakers responses)	203
249.	4.2.98	Bathrooms equipped with ventilation systems (Ujjawala Homes, Caretakers responses)	204
250.	4.2.99	Training rooms in the premises (Swadhar Greh, Caretakers responses)	205
251.	4.2.100	Rooms adequately equipped with the required equipment (Swadhar Greh, Caretakers responses)	205
252.	4.2.101	Cleaning of the rooms done (Swadhar Greh, Caretakers responses)	205
253.	4.2.102	Training rooms on the premises (Ujjawala Homes, Caretakers responses)	206
254.	4.2.103	Rooms adequately equipped with the required equipment (Ujjawala Homes, Caretakers responses)	206
255.	4.2.104	Cleaning of the rooms done (Ujjawala Homes, Caretakers responses)	206
256.	4.2.105	Pays for the telephone charges in the home (Swadhar Greh, Caretakers responses)	207
257.	4.2.106	Internet services provided in the premises (Swadhar Greh, Caretakers responses)	207
258.	4.2.107	Telephone charges in the home (Ujjawala Homes, Caretakers responses)	208
259.	4.2.108	Internet services provided in the premises (Ujjawala Homes, Caretakers responses)	208

260.	4.2.109	Pays for the internet services (Ujjawala Homes, Caretakers responses)	208
261.	4.2.110	Monitoring of the homes done by the designated authorities (Swadhar Greh, Caretakers responses)	208
262.	4.2.111	How often the monitoring is done (Swadhar Greh, Caretakers responses)	209
263.	4.2.112	Monitoring of the homes done by the designated authorities (Ujjawala Homes, Caretakers responses)	209
264.	4.2.113	How often the monitoring is done (Ujjawala Homes, Caretakers responses)	210
265.	4.2.114	Changes and improvements done after the end of the monitoring exercise (Swadhar Greh, Caretakers responses)	210
266.	4.2.115	Changes and improvements done after the end of the monitoring exercise (Ujjawala Homes, Caretakers responses)	210
267.	4.2.116	Satisfied with the working environment of the Swadhar Greh (Swadhar Greh, Caretakers responses)	211
268.	4.2.117	Dissatisfied with the reasons (Ujjawala Homes, Caretakers responses)	212
269.	4.2.118	Satisfied with the working environment of the Ujjawala Home (Ujjawala Homes, Caretakers responses)	212
270.	4.2.119	Dissatisfied with the specify the reasons (Ujjawala Homes, Caretakers responses)	213
271.	4.2.120	Counsellors are provided in the home (Swadhar Greh, Caretakers responses)	213
272.	4.2.121	Counsellor has previous work experience (Swadhar Greh, Caretakers responses)	214
273.	4.2.122	Office Assistant are provided in the homes (Swadhar Greh, Caretakers responses)	215
274.	4.2.123	Proficient in Computer Operation (Swadhar Greh, Caretakers responses)	215

275.	4.2.124	Social Workers are provided in the home(Ujjawala Homes Caretakers responses)	216
276.	4.2.125	Clerk cum accountant are provided in the homes (Ujjawala Homes, Caretakers responses)	216
277.	4.2.126	Guards / Watchmen provided in the homes (Swadhar Greh, Caretakers responses)	216
278.	4.2.127	Guards on 24 hours duty (Swadhar Greh, Caretakers responses)	217
279.	4.2.128	Guards/Watchmen are provided in the homes (Ujjawala Homes, Caretakers responses)	217
280.	4.2.129	Guards on 24-hour duty (Ujjawala Homes, Caretakers responses)	217
281.	4.2.130	Educational qualification of the Supervisor (Swadhar Greh, Caretakers responses)	218
282.	4.2.131	Supervisor have any work experience (Swadhar Greh, Caretakers responses)	218
283.	4.2.132	Educational Qualification of the Project Director (Ujjawala Homes, Caretakers responses)	218
284.	4.2.133	Project Director has any work experience (Ujjawala Homes, Caretakers responses)	219
285.	4.2.134	Postgraduate with the field (Ujjawala Homes, Caretakers responses)	220
286.	4.2.135	Years (Ujjawala Homes, Caretakers responses)	222
287.	4.2.136	Staff Members, what is the proportion of women(Ujjawala Homes, Caretakers responses)	222
288.	4.2.137	Satisfied with the functioning of the Swadhar Greh Homes(Swadhar Greh, Caretakers responses)	223
289.	4.2.138	Satisfied with the functioning of the Ujjawala Homes (Ujjawala Homes, Caretakers responses)	224
290.	4.2.139	Aspect do you consider needs more focus(Ujjawala Homes, Caretakers responses)	224

291.	4.2.140	Medical check-up done for every woman at time of her admission(Swadhar Greh, Caretakers responses)	227
292.	4.2.141	Check-up done within 3 days of their admission (Swadhar Greh, Caretakers responses)	228
293.	4.2.142	Medical checkup done for every woman at time of her admission (Ujjawala Homes, Caretakers responses)	228
294.	4.2.143	Check-up done within 3 days of their admission (Ujjawala Homes, Caretakers responses)	228
295.	4.2.144	Resident, if known to have contracted HIV/AIDS, referred to the VCTC (Voluntary Counselling and Testing Centre) centre of the nearest hospital (Swadhar Greh, Caretakers responses)	229
296.	4.2.145	Special care given to HIV positive patients (Swadhar Greh, Caretakers responses)	229
297.	4.2.146	The expenses incurred for the treatment and care of HIV positive patients (Swadhar Greh, Caretakers responses)	230
298.	4.2.147	The individual resident paid for it, do they get the reimbursement from the Home (Swadhar Greh, Caretakers responses)	230
299.	4.2.148	Resident, if known to have contracted HIV/AIDS, referred to the VCTC (Voluntary Counselling and Testing Centre) centre of the nearest hospital (Ujjawala Homes, Caretakers responses)	231
300.	4.2.149	Special care given to HIV positive patients (Ujjawala Homes, Caretakers responses)	231
301.	4.2.150	The expenses incurred for the treatment and care of HIV positive patients (Ujjawala Homes, Caretakers responses)	231
302.	4.2.151	The individual resident paid for it, do they get the reimbursement from the Home (Ujjawala Homes, Caretakers responses)	232

303.	4.2.152	Medical kit maintained in the premises of the homes (Swadhar Greh, Caretakers responses)	232
304.	4.2.153	Included in the medical kit (Ujjawala Homes, Caretakers responses)	234
305.	4.2.154	Medical kit maintained in the premises of the homes (Ujjawala Homes, Caretakers responses)	234
306.	4.2.155	Included in the medical kit (Ujjawala Homes, Caretakers responses)	234
307.	4.2.156	Doctor sit on a weekly basis in the premises (Swadhar Greh, Caretakers responses)	235
308.	4.2.157	Gender of the doctor (Swadhar Greh, Caretakers responses)	235
309.	4.2.158	Doctor adequately equipped for the diagnosis (Swadhar Greh, Caretakers responses)	236
310.	4.2.159	Doctor sit on a weekly basis in the premises(Ujjawala Homes, Caretakers responses)	236
311.	4.2.160	Gender of the doctor (Ujjawala Homes, Caretakers responses)	236
312.	4.2.161	Doctor adequately equipped for the diagnosis (Ujjawala Homes, Caretakers responses)	236
313.	4.2.162	Medicines available for the treatment of the diseases with the local civil hospital/PHC/CHC tied up with the home (Swadhar Greh, Caretakers responses)	237
314.	4.2.163	Medicines available for the treatment of the diseases with the local civil hospital/PHC/CHC tied up with the home (Ujjawala Homes, Caretakers responses)	237
315.	4.2.164	Medical check-up of the residents are conducted by the doctor (Ujjawala Homes, Caretakers responses)	240
316.	4.2.165	Medical check-up of the residents are conducted by the doctor (Ujjawala Homes, Caretakers responses)	240
317.	4.2.166	Test was/is conducted for the diagnosis of COVID- in residents (Swadhar Greh, Caretakers responses)	241

318.	4.2.167	Residents' regular COVID tests were conducted by the Agency in case residents showed symptoms (Swadhar Greh, Caretakers responses)	241
319.	4.2.168	COVID medicines available with the civil hospital/ PHC/ CHC (Swadhar Greh, Caretakers responses)	242
320.	4.2.169	Test was/is conducted for the diagnosis of COVID-19 in residents (Ujjawala Homes, Caretakers responses)	242
321.	4.2.170	Residents' regular COVID - 19 tests were conducted by the Agency in case residents showed symptoms (Ujjawala Homes, Caretakers responses)	242
322.	4.2.171	COVID - 19 medicines available with the civil hospital/ PHC/ CHC (Ujjawala Homes, Caretakers responses)	242
323.	4.2.172	Isolation rooms created for keeping COVID - 19 patients (Swadhar Greh Caretakers responses)	243
324.	4.2.173	Isolation rooms created for keeping COVID - 19 patients (Ujjawala Homes, Caretakers responses)	243
325.	4.2.174	Residents were administered with the COVID - related vaccines (Swadhar Greh, Caretakers responses)	243
326.	4.2.175	Residents were administered with the COVID - related vaccines (Ujjawala Homes, Caretakers responses)	244
327.	4.2.176	Vaccine was administered to the residents in both the doses? (Swadhar Greh, Caretakers responses)	244
328.	4.2.177	Vaccine was administered to the residents in both the doses (Ujjawala Homes, Caretakers responses)	245
329.	4.2.178	Individual resident paid for it, do they get the reimbursement from the Home (Swadhar Greh, Caretakers responses)	245
330.	4.2.179	Vaccine and Covid related treatment (Ujjawala Homes, Caretakers responses)	246

331.	4.2.180	Individual resident paid for it, do they get the reimbursement from the Home (Ujjawala Homes, Caretakers responses)	246
332.	4.2.181	Residents provided with the counselling services (Swadhar Greh, Caretakers responses)	247
333.	4.2.182	Pays for the counselling services (Swadhar Greh, Caretakers responses)	247
334.	4.2.183	Individual resident paid for it, do they get the reimbursement from the Home (Swadhar Greh, Caretakers responses)	247
335.	4.2.184	Residents provided with the counselling services (Ujjawala Homes, Caretakers responses)	248
336.	4.2.185	Pays for the counselling services (Ujjawala Homes, Caretakers responses)	248
337.	4.2.186	Individual resident paid for it, do they get the reimbursement from the Home (Ujjawala Homes, Caretakers responses)	248
338.	4.2.187	Services of clinical psychologist (Ujjawala Homes, Caretakers responses)	249
339.	4.2.188	Services of clinical psychologist (Ujjawala Homes, Caretakers responses)	249
340.	4.2.189	Services of Psychiatrist and how often (Ujjawala Homes, Caretakers responses)	250
341.	4.2.190	Residents ever need the legal services or legal aid (Swadhar Greh, Caretakers responses)	250
342.	4.2.191	Residents ever need the legal services or legal aid (Ujjawala Homes, Caretakers responses)	251
343.	4.2.192	Availed of which type of services (Ujjawala Homes, Caretakers responses)	252
344.	4.2.193	Private lawyer, who pays for the litigation expenses (Ujjawala Homes, Caretakers responses)	253

345.	4.2.194	Private lawyer, who pays for the litigation expenses (Ujjawala Homes, Caretakers responses)	254
346.	4.2.195	Litigation expenses are covered (Ujjawala Homes, Caretakers responses)	255
347.	4.2.196	Residents seek police assistance(Swadhar Greh, Caretakers responses)	255
348.	4.2.197	Satisfied with the cooperation and behaviour of police with the residents (Swadhar Greh, Caretakers responses)	256
349.	4.2.198	Residents seek police assistance (Ujjawala Homes, Caretakers responses)	256
350.	4.2.199	Satisfied with the cooperation and behaviour of police with the residents (Ujjawala Homes, Caretakers responses)	256
351.	4.2.200	Female police personnel provided on seeking police's help (Swadhar Greh, Caretakers responses)	257
352.	4.2.201	Female police personnel provided on seeking police's help (Ujjawala Homes, Caretakers responses)	257
353.	4.2.202	Sanctioned capacity of the Home (Ujjawala Homes, Caretakers responses)	260
354.	4.2.203	Residents are residing till December 2022 (Ujjawala Homes, Caretakers responses)	260
355.	4.2.204	Trafficked children and how many are trafficked women (Ujjawala Homes, Caretakers responses)	261
356.	4.2.205	Children are males and how many are females (Ujjawala Homes, Caretakers responses)	261
357.	4.2.206	Admitted in the period of November 2021- November 2022 (Ujjawala Homes, Caretakers responses)	262
358.	4.2.207	Victims were repatriated to their countries from November 2021- November 2022(Ujjawala Homes, Caretakers responses)	262
359.	4.2.208	Women moved out of their homes (Half yearly wise) (Ujjawala Homes, Caretakers responses)	263

360.	4.2.209	Victims moved out of the home from November 2021 - November 2022 (Ujjawala Homes, Caretakers responses)	263
361.	4.2.210	Victims moved out of the home from November 2021 - November 2022 (Ujjawala Homes, Caretakers responses)	264
362.	4.2.211	Reasons for leaving the home (Ujjawala Homes, Caretakers responses)	265
363.	4.2.212	Trafficked women and trafficked children housed separately (Ujjawala Homes, Caretakers responses)	266
364.	4.2.213	Residents rescued before coming to the Home (Ujjawala Homes, Caretakers responses)	268
365.	4.2.214	Domicile State (Ujjawala Homes, Caretakers responses)	272
366.	4.2.215	Information on their social background (Swadhar Greh, Caretakers responses)	273
367.	4.2.216	Information on their social background (Ujjawala Homes, Caretakers responses)	273
368.	4.2.217	Information on cause of distress (Swadhar Greh, Caretakers responses)	274
369.	4.2.218	Information on cause of distress (Ujjawala Homes, Caretakers responses)	274
370.	4.2.219	Specialized interview conducted by the counsellor before their admission (Swadhar Greh, Caretakers responses)	274
371.	4.2.220	Specialized interview conducted by the counsellor before their admission (Ujjawala Homes, Caretakers responses)	275
372.	4.2.221	Case files maintained on the women admitted (Swadhar Greh, Caretakers responses)	275
373.	4.2.222	Case files maintained on the women admitted (Ujjawala Homes, Caretakers responses)	276
374.	4.2.223	Case file contain related to the residents (Ujjawala Homes, Caretakers responses)	277

375.	4.2.224	Resident reunited with the family, was the follow up done with the residents (Ujjawala Homes, Caretakers responses)	277
376.	4.2.225	How is it done (Ujjawala Homes, Caretakers responses)	278
377.	4.2.226	How is it done (Ujjawala Homes, Caretakers responses)	279
378.	4.2.227	Attendance register maintained for the residents (Ujjawala Homes, Caretakers responses)	279
379.	4.2.228	Women, who approached, the services in the home were found to be suitable and for how many they were Not found to be suitable (Ujjawala Homes, Caretakers responses)	281
380.	4.2.229	Social backgrounds of present residents (Ujjawala Homes, Caretakers responses)	283
381.	4.2.230	Register maintained containing information on the women admitted (Swadhar Greh, Caretakers responses)	284
382.	4.2.231	Register maintained containing information on the women admitted (Ujjawala Homes, Caretakers responses)	284
383.	4.2.232	Plan of action for the rehabilitation of each of the resident and her children maintained (Swadhar Greh, Caretakers responses)	284
384.	4.2.233	Plan of action for the rehabilitation of each of the resident and her children maintained (Swadhar Greh, Caretakers responses)	285
385.	4.2.234	Record of the steps taken for their rehabilitation maintained (Swadhar Greh, Caretakers responses)	285
386.	4.2.235	Record of the steps taken for their rehabilitation maintained (Ujjawala Homes, Caretakers responses)	285
387.	4.2.236	Information of victims admitted sent to the nearest police station (Swadhar Greh, Caretakers responses)	286
388.	4.2.237	Information of victims admitted sent to the nearest police station (Ujjawala Homes, Caretakers responses)	286

389.	4.2.238	Hours of their admission this information is sent to the Police Station (Ujjawala Homes, Caretakers responses)	287
390.	4.2.239	Acknowledgement/copy of the FIR is kept (Swadhar Greh, Caretakers responses)	287
391.	4.2.240	Acknowledgement/copy of the FIR is kept (Ujjawala Homes, Caretakers responses)	288
392.	4.2.241	Information of the discharge of the resident given to the police station (Swadhar Greh, Caretakers responses)	288
393.	4.2.242	Information of the discharge of the resident given to the police station (Ujjawala Homes, Caretakers responses)	289
394.	4.2.243	Given to the same police station (Swadhar Greh Caretakers responses)	289
395.	4.2.244	Given to the same police station (Ujjawala Homes, Caretakers responses)	289
396.	4.2.245	Police complaint has been lodged (Ujjawala Homes, Caretakers responses)	290
397.	4.2.246	Separate case register for Children (Swadhar Greh, Caretakers responses)	290
398.	4.2.247	Separate case register for Children (Ujjawala Homes, Caretakers responses)	291
399.	4.2.248	Information on expenditure incurred (Swadhar Greh, Caretakers responses)	291
400.	4.2.249	Information on expenditure incurred (Ujjawala Homes, Caretakers responses)	291
401.	4.2.250	Record of Valuables (Swadhar Greh, Caretakers responses)	292
402.	4.2.251	Record of Valuables (Ujjawala Homes, Caretakers responses)	292
403.	4.2.252	Counter signature on entries (Swadhar Greh, Caretakers responses)	293
404.	4.2.253	Valuables of the residents (Ujjawala Homes, Caretakers responses)	294

405.	4.2.254	Aadhar Card or Photo ID (Ujjawala Homes, Caretakers responses)	295
406.	4.2.255	Satisfied with process of rehabilitation (Swadhar Greh, Caretakers responses)	295
407.	4.2.256	Satisfied with process of rehabilitation (Ujjawala Homes, Caretakers responses)	296
408.	4.2.257	Reasons which make it uncomfortable for the residents to re-integrate with the society (Swadhar Greh, Caretakers responses)	296
409.	4.2.258	Reasons which make it uncomfortable for the residents to re-integrate with the society (Ujjawala Homes, Caretakers responses)	297
410.	4.2.259	Re-integration done keeping in mind the mental and physical well-being (Swadhar Greh, Caretakers responses)	297
411.	4.2.260	Re-integration done keeping in mind the mental and physical well-being (Ujjawala Homes, Caretakers responses)	297
412.	4.2.261	Challenges faced (Ujjawala Homes, Caretakers responses)	298
413.	4.2.262	Type of skill imparted (Ujjawala Homes, Caretakers responses)	300
414.	4.2.263	Acquired Skill (Swadhar Greh, Caretakers responses)	300
415.	4.2.264	Acquired Skill (Ujjawala Homes, Caretakers responses)	301
416.	4.2.265	Residents able to sustain themselves with dignity (Swadhar Greh, Caretakers responses)	301
417.	4.2.266	Residents able to sustain themselves with dignity (Ujjawala Homes, Caretakers responses)	302
418.	4.2.267	Additional support provided for re - integration (Swadhar Greh, Caretakers responses)	302
419.	4.2.268	Additional support provided for re - integration (Ujjawala Homes, Caretakers responses)	303
420.	4.2.269	Support needed (Ujjawala Homes, Caretakers responses)	304

421.	4.2.270	Residents sent to Half - way homes (Ujjawala Homes, Caretakers responses)	305
422.	4.2.271	Efforts made to promote this schemes (Swadhar Greh, Caretakers responses)	308
423.	4.2.272	Efforts made to promote this scheme (Ujjawala Homes, Caretakers responses)	309
424.	4.2.273	Support for promotion of schemes (Ujjawala Homes, Caretakers responses)	310
425.	4.2.274	Contact established with NGO (Ujjawala Homes, Caretakers responses)	312
426.	4.2.275	Sensitization workshops/ seminars (Ujjawala Homes, Caretakers responses)	313
427.	4.2.276	Community Awareness Programmes (Ujjawala Homes, Caretakers responses)	313
428.	4.2.277	Discrimination (Ujjawala Homes, Caretakers responses)	316
429.	4.3.1	Marital Status (Swadhar Greh, Adolescents Responses)	317
430.	4.3.2	Marital Status of the adolescents (Ujjawala Homes, Adolescents responses)	318
431.	4.3.3	Age of Marriage (Swadhar Greh, Adolescents Responses)	318
432.	4.3.4	Age of Marriage of the adolescents (Ujjawala Homes, Adolescents responses)	319
433.	4.3.5	Children (Swadhar Greh, Adolescents Responses)	319
434.	4.3.6	Do the adolescents have children (Ujjawala Homes, Adolescents responses)	320
435.	4.3.7	Number of Children (Swadhar Greh, Adolescents Responses)	320
436.	4.3.8	Number of Children with the adolescents (Ujjawala Homes, Adolescents responses).	321
437.	4.3.9	Age when the first child born (Swadhar Greh, Adolescents Responses)	321

438.	4.3.10	Earning Status (Swadhar Greh, Adolescents Responses)	322
439.	4.3.11	Amount of earnings prior to the admission in the home (Ujjawala Homes, Adolescents responses)	323
440.	4.3.12	Period of stay at the home (Swadhar Greh, Adolescents Responses)	324
441.	4.3.13	Level of Education (Swadhar Greh, Adolescents Responses)	326
442.	4.3.14	Level of Education (Ujjawala Homes, Adolescents responses)	327
443.	4.3.15	Savings (Swadhar Greh, Adolescents Responses)	327
444.	4.3.16	Savings (Ujjawala Homes, Adolescents responses)	328
445.	4.3.17	Before admitting to the home, could you earn and sustain yourself adequately (Swadhar Greh, Adolescents Responses)	328
446.	4.3.18	Ability to sustain self before admission to the home. (Ujjawala Homes, Adolescents responses)	329
447.	4.3.19	Number of meals per day (Swadhar Greh, Adolescents Responses)	330
448.	4.3.20	Frequency of times food being given in the homes. (Ujjawala Homes, Adolescents responses)	331
449.	4.3.21	Kind of food given (Swadhar Greh, Adolescents Responses)	331
450.	4.3.22	Type of food given in the homes. (Ujjawala Homes, Adolescents responses)	332
451.	4.3.23	Non- Veg, dish type (Swadhar Greh, Adolescents Responses)	332
452.	4.3.24	Type of Non-Vegetarian food provided in the homes. (Ujjawala Homes, Adolescents responses)	333
453.	4.3.25	Is milk provided with meals (Swadhar Greh, Adolescents Responses)	333
454.	4.3.26	Availability of Milk in the meals (Ujjawala Homes, Adolescents responses)	334

455.	4.3.27	Are seasonal fruits provided (Swadhar Greh, Adolescents Responses)	334
456.	4.3.28	Availability and Frequency of the seasonal fruits in the homes (Ujjawala Homes, Adolescents responses)	335
457.	4.3.29	Are pulses provided in meals (Swadhar Greh, Adolescents Responses)	335
458.	4.3.30	Availability of Pulses in the meal (Ujjawala Homes, Adolescents responses)	336
459.	4.3.31	Are sweets provided (Swadhar Greh, Adolescents Responses)	336
460.	4.3.32	Availability of sweets in the meals. (Ujjawala Homes, Adolescents responses)	337
461.	4.3.33	How often are sweets provided (Swadhar Greh, Adolescents Responses)	337
462.	4.3.34	Frequency of sweets in the meals (Ujjawala Homes, Adolescents responses)	337
463.	4.3.35	Food Quality (Swadhar Greh, Adolescents Responses)	338
464.	4.3.36	Satisfaction Level of the quality of food (Ujjawala Homes, Adolescents responses).	338
465.	4.3.37	Hygiene and maintenance of mess/ canteen (Swadhar Greh, Adolescents Responses)	338
466.	4.3.38	Satisfaction Level of the maintenance and hygiene of the mess/canteen (Ujjawala Homes, Adolescents responses).	339
467.	4.3.39	Awareness on provision of providing clothes by the home (Swadhar Greh, Adolescents Responses)	339
468.	4.3.40	Awareness of the provision of providing clothes in the homes (Ujjawala Homes, Adolescents responses)	340
469.	4.3.41	Are you provided with clothes (Swadhar Greh, Adolescents Responses)	340
470.	4.3.42	Frequency of providing clothes to the adolescents (Ujjawala Homes, Adolescents responses)	341

471.	4.3.43	Pairs of clothes provided in one distribution (Swadhar Greh, Adolescents Responses)	341
472.	4.3.44	Number of clothes provided in one distribution (Ujjawala Homes, Adolescents responses)	342
473.	4.3.45	Clothes distribution frequency (Swadhar Greh, Adolescents Responses)	342
474.	4.3.46	Satisfaction level of the adolescents on the clothes distribution frequency (Ujjawala Homes, Adolescents responses)	343
475.	4.3.47	Satisfied with the seasonality of clothes (Swadhar Greh, Adolescents Responses)	344
476.	4.3.48	Satisfaction Level of the adolescents on the seasonality of the clothes (Ujjawala Homes, Adolescents responses)	345
477.	4.3.49	Provision of laundry and ironing (Swadhar Greh, Adolescents Responses)	345
478.	4.3.50	Availability of the provision of laundry services and ironing of the clothes in the homes (Ujjawala Homes, Adolescents responses)	346
479.	4.3.51	Satisfied with the provision of laundry and ironing (Swadhar Greh, Adolescents Responses)	346
480.	4.3.52	Satisfaction level of the adolescents on the provision of the laundry and ironing services (Ujjawala Homes, Adolescents responses)	347
481.	4.3.53	Awareness regarding provision to provide for pocket money to each resident (Swadhar Greh Adolescents responses)	347
482.	4.3.54	Awareness among the residents on the provision to provide for pocket money (Ujjawala Homes, Adolescents responses).	348
483.	4.3.55	Do you receive pocket money? (Swadhar Greh Adolescents responses)	348

484.	4.3.56	Status on whether adolescents received pocket money (Ujjawala Homes, Adolescents responses).	349
485.	4.3.57	If you receive it, is the sum of money constant throughout the year? (Swadhar Greh Adolescents responses)	350
486.	4.3.58	Consistency on the amount of money paid throughout the year (Ujjawala Homes, Adolescents responses).	351
487.	4.3.59	Frequency of receiving the pocket money (Swadhar Greh Adolescents responses)	352
488.	4.3.60	Frequency of receiving the pocket money (Ujjawala Homes, Adolescents responses)	353
489.	4.3.61	Amount of money you receive in one distribution (Swadhar Greh Adolescents responses)	353
490.	4.3.62	Amount of the pocket money received (Ujjawala Homes, Adolescents responses).	354
491.	4.3.63	What form do you receive the pocket money (Swadhar Greh Adolescents responses)	355
492.	4.3.64	Satisfied with the sum of pocket money you receive (Swadhar Greh Adolescents responses)	357
493.	4.3.65	Satisfaction level with the sum of pocket money received (Ujjawala Homes, Adolescents responses).	357
494.	4.3.66	Is pocket money you receive is sufficient to sustain (Swadhar Greh Adolescents responses)	358
495.	4.3.67	Sufficiency on the amount of the pocket money received (Ujjawala Homes, Adolescents responses).	359
496.	4.3.68	Are the recreational activities provided for outdoor activities (Swadhar Greh Adolescents responses)	359
497.	4.3.69	Recreational activities in the homes (Ujjawala Homes, Adolescents responses).	360
498.	4.3.70	Are the recreational activities provided for indoor activities (Swadhar Greh Adolescents responses)	361

499.	4.3.71	Indoor Activities among the recreational activities (Ujjawala Homes, Adolescents responses).	362
500.	4.3.72	Types of recreational activities taken into (Ujjawala Homes, Adolescents responses)	364
501.	4.3.73	How often they are taken out for these recreational activities (Swadhar Greh Adolescents responses)	364
502.	4.3.74	Frequency of taking out for recreational activities (Ujjawala Homes, Adolescents responses).	365
503.	4.3.75	Is the television provided in the home (Swadhar Greh Adolescents responses)	366
504.	4.3.76	Availability of the televisions in the homes (Ujjawala Homes, Adolescents responses).	367
505.	4.3.77	Do you agree that the activities for recreation needs to be increased and optimised (Swadhar Greh Adolescents responses)	367
506.	4.3.78	Need of the recreation to be increased and optimized (Ujjawala Homes, Adolescents responses).	368
507.	4.3.79	Do you agree that the recreational activities are kept keeping in mind all the age groups of women (Swadhar Greh Adolescents responses)	369
508.	4.3.80	Opinion of the adolescents on whether the recreational activities are made keeping	370
509.	4.3.81	Do you agree that the recreational activities are provided keeping in mind children in homes (Swadhar Greh Adolescents responses)	370
510.	4.3.82	Whether recreational activities done keeping in mind the children (Ujjawala Homes, Adolescents responses).	371
511.	4.3.83	Are you satisfied with recreational activities options in the Home (Swadhar Greh Adolescents responses)	372
512.	4.3.84	Satisfaction level of the adolescents with the recreational activities (Ujjawala Homes, Adolescents responses).	373

513.	4.3.85	Are you aware that there is provision of providing facilities for imparting vocational training to each resident (Swadhar Greh Adolescents responses)	373
514.	4.3.86	Awareness about the existence of the provision on providing vocational training to all the residents (Ujjawala Homes, Adolescents responses).	374
515.	4.3.87	Is the full fee of the vocational training programme reimbursed (Swadhar Greh Adolescents responses)	375
516.	4.3.88	Reimbursement of the vocational training programme (Ujjawala Homes, Adolescents responses).	376
517.	4.3.89	Are you satisfied with the system of reimbursement of fee of the vocational training programmes (Swadhar Greh Adolescents responses)	376
518.	4.3.90	Satisfaction of the residents on the system of reimbursement of the fee of the vocational training programs (Ujjawala Homes, Adolescents responses).	377
519.	4.3.91	Are you given the option to choose the field and course of training (Swadhar Greh Adolescents responses)	378
520.	4.3.92	Option to choose field and course of training (Ujjawala Homes, Adolescents responses)	379
521.	4.3.93	Are there suggestions given to you, on part of the staff of the homes in taking up a particular course or field (Swadhar Greh Adolescents responses)	380
522.	4.3.94	Suggestions given by the staff of the homes to take up a particular course (Ujjawala Homes, Adolescents responses)	381
523.	4.3.95	Is the vocational training given as per your preference (Swadhar Greh, Adolescents responses)	381
524.	4.3.96	Preferred vocational training offered (Ujjawala Homes, Adolescents responses)	382
525.	4.3.97	Do you agree that the training is sufficient for you to sustain yourselves (Swadhar Greh Adolescents responses)	383

526.	4.3.98	Is the training sufficient to sustain yourself (Ujjawala Homes, Adolescents responses)	384
527.	4.3.99	Are you satisfied with the vocational training (Swadhar Greh Adolescents responses)	384
528.	4.3.100	Satisfaction with the vocational training (Ujjawala Homes, Adolescents responses)	385
529.	4.3.101	Are you aware that each resident is mandated to receive a one-time non-recurring grant (Swadhar Greh Adolescents responses)	386
530.	4.3.102	Awareness that each resident is mandated to receive a onetime non-recurring grant (Ujjawala Homes, Adolescents responses)	387
531.	4.3.103	Are you provided with one time non - recurring grant (Swadhar Greh Adolescents responses)	387
532.	4.3.104	Residents provided with the one-time non-recurring grant (Ujjawala Homes, Adolescents responses)	388
533.	4.3.105	Do you agree that the grant is sufficient for purchasing necessary items (Swadhar Greh Adolescents responses)	389
534.	4.3.106	Is the grant sufficient for purchasing necessary items (Ujjawala Homes, Adolescents responses)	390
535.	4.3.107	What is the amount of this grant (Swadhar Greh Adolescents responses)	390
536.	4.3.108	Amount of the grant (Ujjawala Homes, Adolescents responses)	391
537.	4.3.109	Do you have a child of your own in the Home (Swadhar Greh Adolescents responses)	392
538.	4.3.110	Children of the residents (Ujjawala Homes, Adolescents responses)	393
539.	4.3.111	Is there provision of separate expenditure for children (Swadhar Greh Adolescents responses)	393

540.	4.3.112	Provision of separate expenditure for children (Ujjawala Homes, Adolescents responses)	394
541.	4.3.113	Are you satisfied with the facilities provided for children (Swadhar Greh Adolescents responses)	395
542.	4.3.114	Satisfaction with the facilities provided for children (Ujjawala Homes, Adolescents responses)	396
543.	4.3.115	Frequency of the inspections done by the relevant staff of the conditions of the homes (Swadhar Greh Adolescents responses)	396
544.	4.3.116	Frequency of the inspections done by the relevant staff of the conditions of the homes (Ujjawala Homes, Adolescents responses)	397
545.	4.3.117	Ownership status of the Swadhar Greh home (Swadhar Greh Adolescents responses)	398
546.	4.3.118	Ownership status of the Ujjawala Home (Ujjawala Homes, Adolescents responses)	399
547.	4.3.119	Do you agree that cooks are adequately equipped with the required tools and hygiene apparatus (Swadhar Greh Adolescents responses)	399
548.	4.3.120	Cooks are adequately equipped with the required tools and hygiene apparatus (Ujjawala Homes, Adolescents responses)	400
549.	4.3.121	Is the kitchen area equipped with the exhaust system for ventilation (Swadhar Greh Adolescents responses)	401
550.	4.3.122	Kitchen area equipped with the exhaust system for ventilation (Ujjawala Homes, Adolescents responses)	402
551.	4.3.123	Frequency of the mopping and cleaning of the kitchen area (Swadhar Greh Adolescents responses)	402
552.	4.3.124	Frequency of the mopping and cleaning of the kitchen area (Ujjawala Homes, Adolescents responses)	403

553.	4.3.125	Is pest control conducted in the kitchen area (Swadhar Greh Adolescents responses)	404
554.	4.3.126	Pest control conducted in kitchen area (Ujjawala Homes, Adolescents responses)	405
555.	4.3.127	Frequency of the pest control in the kitchen area (Swadhar Greh Adolescents responses)	405
556.	4.3.128	Frequency of pest control conducted in kitchen area (Ujjawala Homes, Adolescents responses)	406
557.	4.3.129	What is the fuel used for cooking food (Swadhar Greh Adolescents responses)	406
558.	4.3.130	Fuel used for cooking food (Ujjawala Homes, Adolescents responses)	407
559.	4.3.131	Frequency of the cleaning of the bathrooms (Swadhar Greh Adolescents responses)	408
560.	4.3.132	Frequency of cleaning of the bathrooms (Ujjawala Homes, Adolescents responses)	409
561.	4.3.133	Are the bathrooms equipped with ventilation systems (Swadhar Greh, Adolescents responses)	409
562.	4.3.134	Ventilation systems in bathrooms (Ujjawala Homes, Adolescents responses)	410
563.	4.3.135	Are there training rooms in the premises (Swadhar Greh, Adolescents responses)	411
564.	4.3.136	Training rooms in premises (Ujjawala Homes, Adolescents responses)	412
565.	4.3.137	Rooms adequately equipped (Swadhar Greh, Adolescents responses)	412
566.	4.3.138	Rooms adequately equipped with the required equipment's (Ujjawala Homes, Adolescents responses)	413
567.	4.3.139	Rooms cleaned daily (Swadhar Greh, Adolescents responses)	413

568.	4.3.140	Cleaning of rooms (Ujjawala Homes, Adolescents responses)	414
569.	4.3.141	Homes are equipped keeping in mind the demands of the children (Swadhar Greh, Adolescents responses)	414
570.	4.3.142	Homes are equipped keeping in mind the demands of the children (Ujjawala Homes, Adolescents responses)	415
571.	4.3.143	Homes giving equipment's for the activities of children (Swadhar Greh, Adolescents responses)	415
572.	4.3.144	The homes were giving equipment for the activities of children (Ujjawala Homes, Adolescents responses)	416
573.	4.3.145	School-going children (Swadhar Greh, Adolescents responses)	416
574.	4.3.146	School-going children (Ujjawala Homes, Adolescents responses)	417
575.	4.3.147	Children supported and assisted in their school admissions (Swadhar Greh, Adolescents responses)	417
576.	4.3.148	Children supported and assisted in their school admissions (Ujjawala Homes, Adolescents responses)	418
577.	4.3.149	Telephone charges (Swadhar Greh, Adolescents responses)	418
578.	4.3.150	Payment of telephone bills (Ujjawala Homes, Adolescents responses)	419
579.	4.3.151	The internet services provided in the premises (Swadhar Greh, Adolescents responses)	419
580.	4.3.152	Internet services in the premises (Ujjawala Homes, Adolescents responses)	420
581.	4.3.153	Payment for the internet services provided in the premises (Swadhar Greh, Adolescents responses)	420
582.	4.3.154	Payment of the internet services (Ujjawala Homes, Adolescents responses)	421
583.	4.3.155	Monitoring of the homes done by the designated authorities (Swadhar Greh, Adolescents responses)	421

584.	4.3.156	Monitoring of the homes done by the designated authorities (Ujjawala Homes, Adolescents responses)	422
585.	4.3.157	The internet services provided in the premises (Swadhar Greh, Adolescents responses)	422
586.	4.3.158	Frequency of monitoring (Ujjawala Homes, Adolescents responses)	423
587.	4.3.159	The changes and improvements done after the end of the monitoring exercise (Swadhar Greh, Adolescents responses)	423
588.	4.3.160	The changes and improvements done after the end of the monitoring exercise (Ujjawala Homes, Adolescents responses)	423
589.	4.3.161	Number of guards/watchmen provided in homes (Swadhar Greh, Adolescents responses)	424
590.	4.3.162	Guards and watchmen provided in the homes (Ujjawala Homes, Adolescents responses)	424
591.	4.3.163	24 hours duty of the guard (Swadhar Greh, Adolescents responses)	425
592.	4.3.164	Guards on hours duty (Ujjawala Homes, Adolescents responses)	425
593.	4.3.165	Satisfaction with the condition of bathrooms (Swadhar Greh, Adolescents responses)	426
594.	4.3.166	Satisfaction with the bathroom conditions of the homes (Ujjawala Homes, Adolescents responses)	426
595.	4.3.167	Satisfaction with the condition of training rooms (Swadhar Greh, Adolescents responses)	427
596.	4.3.168	Satisfaction with the training rooms conditions of the homes (Ujjawala Homes, Adolescents responses)	427
597.	4.3.169	Satisfaction with the exhaust system of the kitchen area (Swadhar Greh, Adolescents responses)	428

598.	4.3.170	Satisfaction with the exhaust system in the kitchen area of the homes (Ujjawala Homes, Adolescents responses)	428
599.	4.3.171	Satisfaction with the mopping and cleaning of the kitchen area (Swadhar Greh, Adolescents responses)	429
600.	4.3.172	Satisfaction with the mopping and cleaning of kitchen area (Ujjawala Homes, Adolescents responses)	429
601.	4.3.173	Satisfaction with the effectiveness of pest control (Swadhar Greh, Adolescents responses)	430
602.	4.3.174	Satisfaction with the effectiveness of the pest control (Ujjawala Homes, Adolescents responses)	430
603.	4.3.175	Satisfaction with the kitchen staff's treatment (Swadhar Greh, Adolescents responses)	431
604.	4.3.176	Satisfaction with the kitchen staff's treatment (Ujjawala Homes, Adolescents responses)	431
605.	4.3.177	Satisfaction with the ventilation system in the bathrooms (Swadhar Greh, Adolescents responses)	432
606.	4.3.178	Satisfaction with the ventilation systems in the bathrooms (Ujjawala Homes, Adolescents responses)	432
607.	4.3.179	Satisfaction with the support given to the children (Swadhar Greh, Adolescents responses)	433
608.	4.3.180	Satisfaction with the support given to the children by the home (Ujjawala Homes, Adolescents responses)	433
609.	4.3.181	Satisfaction with the telephonic services (Swadhar Greh, Ujjawala Homes, Adolescents responses)	434
610.	4.3.182	Satisfaction with the functioning of Swadhar Greh Homes (Swadhar Greh, Adolescents responses)	435
611.	4.3.183	Satisfied with the functioning of (Ujjawala Homes, Adolescents responses)	435
612.	4.3.184	Considerable aspect of more focus (Swadhar Greh, Adolescents responses)	436

613.	4.3.185	More Focus on which aspect? (Ujjawala Homes, Adolescents responses)	436
614.	4.3.186	After admission to the Home, do you find change in your socio-economic conditions (Swadhar Greh, Adolescents responses)	437
615.	4.3.187	Change in the Socio-economic conditions (Ujjawala Homes, Adolescents responses)	437
616.	4.3.188	After exiting the Home, will you be able to earn and sustain yourself adequately (Swadhar Greh, Adolescents responses)	438
617.	4.3.189	Ability to sustain self after exit from the home (Ujjawala Homes, Adolescents responses)	438
618.	4.3.190	The Medical check-up done at the time of admission (Swadhar Greh, Adolescents responses)	441
619.	4.3.191	Medical Checkup done at admission or not (Ujjawala Homes, Adolescents responses)	442
620.	4.3.192	The check-up done within 3 days of admission (Swadhar Greh, Adolescents responses)	442
621.	4.3.193	Checkup done within days of the admission (Ujjawala Homes, Adolescents responses)	443
622.	4.3.194	The resident, if known to have contracted HIV/AIDS, referred to the VCTC (Voluntary Counselling and Testing Centre) centre of the nearest hospital (Swadhar Greh, Adolescents responses)	443
623.	4.3.195	Referral of the resident to the VCTC Centre on contraction of HIV/AIDS (Ujjawala Homes, Adolescents responses)	444
624.	4.3.196	Maintenance of medical kits in the premises of the homes (Swadhar Greh, Adolescents responses)	444
625.	4.3.197	Maintenance of the Medical Kit in the premises (Ujjawala Homes, Adolescents responses)	445
626.	4.3.198	Contents of the Medical Kit (Ujjawala Homes, Adolescents responses)	446

627.	4.3.199	Availability of doctors on a weekly basis on the premises (Swadhar Greh, Adolescents responses)	446
628.	4.3.200	Availability of the doctor on weekly basis (Ujjawala Homes, Adolescents responses)	447
629.	4.3.201	Gender of doctor (Swadhar Greh, Adolescents responses)	447
630.	4.3.202	Gender of the Doctor (Ujjawala Homes, Adolescents responses)	448
631.	4.3.203	The doctor is adequately equipped (Swadhar Greh, Adolescents responses)	448
632.	4.3.204	Whether the doctor is equipped for diagnosis (Ujjawala Homes, Adolescents responses)	449
633.	4.3.205	Satisfied with the diagnosis and medical treatment given by the doctor (Swadhar Greh, Adolescents responses)	449
634.	4.3.206	Satisfaction of the behaviour of doctor towards residents (Ujjawala Homes, Adolescents responses)	450
635.	4.3.207	Availability of the medicines for the treatment of the diseases with the local civil hospital/PHC/CHC tied up with the home (Swadhar Greh, Adolescents responses)	450
636.	4.3.208	Availability of the medicines at local civil hospital/PHC/CHC tied up with the home (Ujjawala Homes, Adolescents responses)	451
637.	4.3.209	Frequency of the medical check-up of the residents by the doctor (Ujjawala Homes, Adolescents responses)	452
638.	4.3.210	Whether tested Covid positive between December 2019 – November 2022 (Swadhar Greh, Adolescents responses)	452
639.	4.3.211	Whether tested Covid positive between December 2019 – November 2022 (Ujjawala Homes, Adolescents responses)	453
640.	4.3.212	Test conducted for the diagnosis of Covid-19 (Swadhar Greh, Adolescents responses)	453
641.	4.3.213	Type of test performed for diagnosis of COVID-19 (Ujjawala Homes, Adolescents responses)	454

642.	4.3.214	Residents showing symptoms (Swadhar Greh, Adolescents responses)	454
643.	4.3.215	Regularity of the COVID-19 tests on residents (Ujjawala Homes, Adolescents responses)	455
644.	4.3.216	Medical Assistance given to COVID-19 patients (Swadhar Greh, Adolescents responses)	455
645.	4.3.217	Satisfaction level of the medical assistance given to COVID-19 positive patients (Ujjawala Homes, Adolescents responses)	456
646.	4.3.218	COVID-19 medicines available with the civil hospital/ PHC/CHC (Swadhar Greh, Adolescents responses)	456
647.	4.3.219	Availability of the COVID-19 medicines with the civil hospital (Ujjawala Homes, Adolescents responses)	457
648.	4.3.220	Isolation Rooms created for COVID-19 Patients (Swadhar Greh, Adolescents responses)	457
649.	4.3.221	Creation of Isolation Rooms for keeping COVID-19 Patients (Ujjawala Homes, Adolescents responses)	458
650.	4.3.222	Satisfaction for the arrangement made for the isolation rooms (Swadhar Greh, Adolescents responses)	458
651.	4.3.223	Satisfaction of the residents on the arrangements in the isolation rooms (Ujjawala Homes, Adolescents responses)	459
652.	4.3.224	Vaccination with COVID-19 related vaccines (Swadhar Greh, Adolescents responses)	459
653.	4.3.225	COVID-19 Vaccination Status (Ujjawala Homes, Adolescents responses)	460
654.	4.3.226	Number of doses administered (Swadhar Greh, Adolescents responses)	460
655.	4.3.227	Number of doses of Vaccines Administered (Ujjawala Homes, Adolescents responses)	461
656.	4.3.228	Type of vaccine administered (Swadhar Greh, Adolescents responses)	461

657.	4.3.229	Type of the vaccine administered to the residents (Ujjawala Homes, Adolescents responses)	462
658.	4.3.230	Payment of the vaccine and COVID-19 related treatment (Ujjawala Homes, Adolescents responses)	463
659.	4.3.231	Reimbursement in case of payment by individual (Swadhar Greh, Adolescents responses)	463
660.	4.3.232	Reimbursement of the vaccine and other COVID -19 treatment (Ujjawala Homes, Adolescents responses)	464
661.	4.3.233	Special care for HIV patients (Swadhar Greh, Adolescents responses)	464
662.	4.3.234	Special Care to the HIV positive patients (Ujjawala Homes, Adolescents responses)	465
663.	4.3.235	Expenses for treatment and care of HIV patients (Swadhar Greh, Adolescents responses)	465
664.	4.3.236	Expenses for the treatment and care of the HIV positive patients (Ujjawala Homes, Adolescents responses)	466
665.	4.3.237	Reimbursement from the home in case of payment (Swadhar Greh, Adolescents responses)	466
666.	4.3.238	Reimbursement of the payment of the treatment of the HIV positive patients if they paid for it (Ujjawala Homes, Adolescents responses)	467
667.	4.3.239	Satisfaction of the residents on the care to HIV patients (Swadhar Greh , Adolescents responses)	467
668.	4.3.240	Satisfaction of the residents on the care to HIV patients (Ujjawala Homes, Adolescents responses)	468
669.	4.3.241	Counselling services for residents (Swadhar Greh, Adolescents responses)	468
670.	4.3.242	Counselling Services in the Homes (Ujjawala Homes, Adolescents responses) Table No. 4.3.243: Number of people having attained counselling services (Swadhar Greh, Adolescents responses)	469

671.	4.3.243	Number of people having attained counselling services (Swadhar Greh, Adolescents responses)	469
672.	4.3.244	Use of the Counselling Services in home (Ujjawala Homes, Adolescents responses)	470
673.	4.3.245	Payment for Counselling services (Swadhar Greh, Adolescents responses)	470
674.	4.3.246	Payments for the counselling services in home	471
675.	4.3.247	Reimbursement from Home in case of payment by individual resident(Swadhar Greh, Adolescents responses)	471
676.	4.3.248	Reimbursement of the counselling services if paid by the resident (Ujjawala Homes, Adolescents responses)	472
677.	4.3.249	Satisfaction by Counselling services (Swadhar Greh, Adolescents responses)	472
678.	4.3.250	Satisfaction level of the counselling services (Ujjawala Homes, Adolescents responses)	473
679.	4.3.251	Residents in need of legal services or legal aid (Swadhar Greh, Adolescents responses)	473
680.	4.3.252	Need of legal services or legal aid (Ujjawala Homes, Adolescents responses)	474
681.	4.3.253	Type of Service needed (Ujjawala Homes, Adolescents responses)	475
682.	4.3.254	Litigation expenses in case of private lawyer (Swadhar Greh, Adolescents responses)	475
683.	4.3.255	Payment for the Private litigation expenses	476
684.	4.3.256	Purposes for which litigation expenses were covered (Swadhar Greh, Adolescents responses)	476
685.	4.3.257	Till What Purpose the litigation charges are given by the home (Ujjawala Homes, Adolescents responses)	477
686.	4.3.258	Satisfaction by legal assistance provided (Swadhar Greh, Adolescents responses)	477

687.	4.3.259	Satisfaction level of the legal assistance provided to the residents (Ujjawala Homes, Adolescents responses)	478
688.	4.3.260	Satisfaction by attitude of those giving legal assistance (Swadhar Greh, Adolescents responses)	478
689.	4.3.261	Satisfaction level of the attitude and behaviour of the legal assistance providers (Ujjawala Homes, Adolescents responses)	479
690.	4.3.262	Police Assistance (Swadhar Greh, Adolescents responses)	479
691.	4.3.263	Police Assistance taken or not (Ujjawala Homes, Adolescents responses)	480
692.	4.3.264	Satisfaction by Police cooperation and behaviour (Swadhar Greh, Adolescents responses)	480
693.	4.3.265	Satisfaction level of the cooperation and behaviour of the police (Ujjawala Homes, Adolescents responses)	481
694.	4.3.266	Female police personnel provide (Swadhar Greh, Adolescents responses)	481
695.	4.3.267	Assistance of the female police officer on seeking for police help (Ujjawala Homes, Adolescents responses)	482
696.	4.3.268	Satisfaction by procedure for Grievance redressal by police (Swadhar Greh, Adolescents responses)	482
697.	4.3.269	Satisfaction level of the pace of the processes on the part of the police during the addressing of the grievance (Ujjawala Homes, Adolescents responses)	483
698.	4.3.270	State and Country of origin of the residents (Ujjawala Homes, Adolescents responses)	486
699.	4.3.271	Enquiry about socio-economic background (Swadhar Greh, Adolescents responses)	486
700.	4.3.272	Enquiry about the socio-economic background (Ujjawala Homes, Adolescents responses)	487
701.	4.3.273	Enquiry about cause of distress (Swadhar Greh, Adolescents responses)	487

702.	4.3.274	Enquiry about the cause of distress (Ujjawala Homes, Adolescents responses)	488
703.	4.3.275	Conduct of specialized interview by the counsellor (Swadhar Greh, Adolescents responses)	488
704.	4.3.276	Conduct of specialized interview by the counsellor (Ujjawala Homes, Adolescents responses)	489
705.	4.3.277	Maintenance of record of Valuables (Swadhar Greh, Adolescents responses)	489
706.	4.3.278	Record of the valuables which were bought while coming to the home (Ujjawala Homes, Adolescents responses)	490
707.	4.3.279	Aadhar Card (Swadhar Greh, Adolescents responses)	490
708.	4.3.280	Availability of the Aadhar Card during the admission at the home (Ujjawala Homes, Adolescents responses)	491
709.	4.3.281	Photo ID card (Swadhar Greh, Adolescents responses)	491
710.	4.3.282	Issuance of the Photo ID card (Ujjawala Homes, Adolescents responses)	492
711.	4.3.283	Satisfaction by rehabilitation process (Swadhar Greh, Adolescents responses)	492
712.	4.3.284	Satisfaction level of the process of rehabilitation (Ujjawala Homes, Adolescents responses)	493
713.	4.3.285	Mental and physical well-being (Swadhar Greh, Adolescents responses)	493
714.	4.3.286	Rehabilitation done while keeping the mental and physical well-being (Ujjawala Homes, Adolescents responses)	494
715.	4.3.287	Skill imparted in the home (Ujjawala Homes, Adolescents responses)	494
716.	4.3.288	Skills acquired in re-integration (Swadhar Greh, Adolescents responses)	495
717.	4.3.289	Help of the skill in re-integration (Ujjawala Homes, Adolescents responses)	495

718.	4.3.290	Sustainability with acquired skills (Swadhar Greh, Adolescents responses)	496
719.	4.3.291	Sustain with dignity with the acquired skills (Ujjawala Homes, Adolescents responses)	496
720.	4.3.292	Additional support during process of registration (Swadhar Greh, Adolescents responses)	497
721.	4.3.293	Additional Support for the process of re-integration (Ujjawala Homes, Adolescents responses)	497
722.	4.3.294	Type of Support given to the residents (Ujjawala Homes, Adolescents responses)	498
723.	4.3.295	Satisfaction level of the residents on the functioning of the half-way homes (Ujjawala Homes, Adolescents responses)	499
724.	4.3.296	Awareness of the scheme upon arrival (Swadhar Greh, Adolescents responses)	500
725.	4.3.297	Awareness about the scheme before they came here (Ujjawala Homes, Adolescents responses)	500
726.	4.3.298	Mode of awareness about the scheme previously (Ujjawala Homes, Adolescents responses)	501
727.	4.3.299	Suggestions for the promotion of the scheme (Ujjawala Homes, Adolescents responses)	502
728.	4.3.300	Organization of sensitization workshops/seminars (Ujjawala Homes, Adolescents responses)	502
729.	4.3.301	Effect of the workshops on the raising of the awareness about the schemes (Ujjawala Homes, Adolescents responses)	503
730.	4.3.302	Community Awareness Programme before entering the home (Ujjawala Homes, Adolescents responses)	503
731.	4.3.303	Nature of the awareness programme that was witnessed before admission to the home (Ujjawala Homes, Adolescents responses)	504

732.	4.3.304	Helpfulness of the programs in raising awareness on the scheme (Ujjawala Homes, Adolescents responses)	504
733.	4.3.305	Suggestions for the promotion of the scheme (Ujjawala Homes, Adolescents responses)	505
734.	4.3.306	Suggestions related to the homes (Ujjawala Homes, Adolescents responses)	506
735.	4.3.307	Installation of CCTV cameras (Swadhar Greh, Adolescents responses)	507
736.	4.3.308	Satisfaction by functioning of CCTV cameras (Swadhar Greh, Adolescents responses)	507
737.	4.3.309	Sons of residents shifted to homes under JJ Act/ Integrated Child Protection Scheme (Swadhar Greh, Adolescents responses)	508

List of Graphs:

Sr. No.	Graph No.	Title	Page Number
1.	1.1	Budget Allocation and Expenditure under Swadhar Greh	12
2.	4.1.1	Bifurcation of resident's age when they got married (Swadhar Greh)	48
3.	4.1.2	Marital Status of Residents (Swadhar Greh)	49
4.	4.1.3	Bifurcation of resident's age when they got married (Ujjawala home)	51
5.	4.1.4	Marital Status of Residents (Ujjawala home)	51
6.	4.1.5	Whether milk is provided in meals	68
7.	4.1.6	Whether pulses are provided in meals	69
8.	4.1.7	Whether seasonal fruits are provided in meals	69
9.	4.1.8	Recreational activities residents are taken for- Swadhar Greh	79
10.	4.1.9	Number of Guards/Watchmen provided in the homes- Swadhar Greh	107
11.	4.1.10	Number of Guards/Watchmen provided in the homes- Ujjawala Home	108
12.	4.1.11	Whether the medicines are available for the treatment of the diseases with the local civil hospital/PHC/CHC tied up with the home- Swadhar Greh	125
13.	4.1.12	Whether the medicines are available for the treatment of the diseases with the local civil hospital/PHC/CHC tied up with the home- Ujjawala Home	126
14.	4.1.13	Whether you are vaccinated with the COVID 19 related vaccines	129
15.	4.1.14	Whether you are vaccinated with the COVID 19 related vaccines	130

16.	4.1.15	Whether Special Care to HIV positive patients	133
17.	4.1.16	Payment for the expenses incurred for the treatment and care of HIV positive patients is done by whom	134
18.	4.1.17	In case the Individual resident paid for it, whether they get the reimbursement from the home	134
19.	4.1.18	Whether Special Care is given to HIV Positive Patient	135
20.	4.1.19	Payment for the expenses incurred for the treatment and care of HIV Positive patients is done by whom	135
21.	4.1.20	In Case the individual resident paid for it, whether they get the reimbursement from the home	136
22.	4.1.21	Whether you are satisfied with the care given to the HIV positive patients- Swadhar Greh	136
23.	4.1.22	Whether you are satisfied with the care given to the HIV positive patients- Ujjawala Home	137
24.	4.1.23	Whether you are satisfied with the attitude and behaviour of those giving you legal assistance- Swadhar Greh	138
25.	4.1.24	Whether you are satisfied with the attitude and behaviour of those giving you legal assistance- Ujjawala Home	139
26.	4.1.25	whether seek police assistance	139
27.	4.1.26	If yes, whether you were satisfied with the cooperation and behaviour of police – Swadhar Greh	140
28.	4.1.27	If yes, whether you were satisfied with the cooperation and behaviour of police	141

29.	4.1.28	If yes, whether you were satisfied with the cooperation and behaviour of police- Ujjawala Home	141
30.	4.1.29	Whether Female Police personnel was provided on seeking police's help– Swadhar Greh	142
31.	4.1.30	Whether Female Police personnel was provided on seeking police's help– Ujjawala Home	142
32.	4.1.31	Whether a specialized interview was conducted by the counsellor before your admission– Swadhar Greh	148
33.	4.1.32	Whether a specialized interview was conducted by the counsellor before your admission– Ujjawala Home	148
34.	4.1.33	Whether a record was maintained of your valuables which brought while coming here– Swadhar Greh	149
35.	4.1.34	Whether a record was maintained of your valuables which brought while coming here– Ujjawala Home	149
36.	4.1.35	Whether you have Aadhar Card when came in the home– Swadhar Greh	150
37.	4.1.36	Whether you have Aadhar Card when came in the home– Ujjawala Home	150
38.	4.1.37	Whether you will be able to sustain yourself with dignity with the acquired skills- Swadhar Greh	152
39.	4.1.38	Whether you will be able to sustain yourself with dignity with the acquired skills- Ujjawala Home	153
40.	4.1.39	Whether there was any additional support provided for your process of reintegration- Swadhar Greh	154

41.	4.1.40	Whether there was any additional support provided for your process of reintegration- Ujjawala Home	155
42.	4.1.41	Whether you were aware of this scheme before you came here in distress- Swadhar Greh	156
43.	4.1.42	Whether you were aware of this scheme before you came here in distress- Ujjawala Home	156
44.	4.2.1	Types of recreational activities (Swadhar Greh, Caretakers responses)	178
45.	4.2.2	Field where Vocational Training is provided (Swadhar Greh, Caretakers responses)	181
46.	4.2.3	Field where Vocational Training is provided (Ujjawala Homes, Caretakers responses)	182
47.	4.2.4	Number of women and girls who are living with their children (Swadhar Greh, Caretakers responses)	188
48.	4.2.5	Agency handling the home (Swadhar Greh, Caretakers responses)	196
49.	4.2.6	Frequency of the cleaning of the bathrooms (Swadhar Greh, Caretakers responses)	202
50.	4.2.7	Satisfaction with Ventilation Systems (Ujjawala Homes, Caretakers responses)	204
51.	4.2.8	Payment of Internet Services (Swadhar Greh, Caretakers responses)	207
52.	4.2.9	Previous work experience of Counsellors (Swadhar Greh, Caretakers responses)	214
53.	4.2.10	Educational Qualification of Office Assistant (Swadhar Greh, Caretakers responses)	215
54.	4.2.11	Stream of Post Graduation (Swadhar Greh, Caretakers responses)	219

55.	4.2.12	Stream of Post Graduation (Ujjawala, Caretakers responses)	220
56.	4.2.13	Work experience of Project Director (Swadhar Greh, Caretakers responses)	221
57.	4.2.14	Work experience of Project Director (Ujjawala Homes, Caretakers responses)	221
58.	4.2.15	Proportion of women among the staff members (Swadhar Greh, Caretakers responses)	222
59.	4.2.16	Satisfaction with functioning of Swadhar Greh (Swadhar Greh, Caretakers responses)	223
60.	4.2.17	Medical check up of the residents (Swadhar Greh, Caretakers responses)	238
61.	4.2.18	Types of legal services availed (Swadhar Greh, Caretakers responses)	251
62.	4.2.19	Payment for litigation expenses (Swadhar Greh, Caretakers responses)	252
63.	4.2.20	Purpose for litigation expenses (Swadhar Greh, Caretakers responses)	254
64.	4.2.21	Number of residents, residing as on date in the Home (Swadhar Greh, Caretakers responses)	259
65.	4.2.22	Reasons for leaving the home (Ujjawala Home, Caretakers responses)	264
66.	4.2.23	Separate house for trafficked women and children (Ujjawala Home, Caretakers responses)	266
67.	4.2.24	Residents rescued before coming to the home (Swadhar Greh, Caretakers responses)	267
68.	4.2.25	Residents rescued before coming to the home (Ujjawala Homes, Caretakers responses)	268
69.	4.2.26	Situations from which residents were rescued (Ujjawala Homes, Caretakers responses)	269

70.	4.2.27	People involved in rescue process (Swadhar Greh, Caretakers responses)	270
71.	4.2.28	People involved in rescue process (Ujjawala Homes, Caretakers responses)	270
72.	4.2.29	Residents place of origin (Swadhar Greh, Caretakers responses)	271
73.	4.2.30	Residents place of origin (Ujjawala Homes, Caretakers responses)	272
74.	4.2.31	Process of follow up, post reunity (Ujjawala Homes, Caretakers responses)	278
75.	4.2.32	Suitability of Services in Homes (Swadhar Greh, Caretakers responses)	280
76.	4.2.33	Social background of present inmates (Swadhar Greh, Caretakers responses)	282
77.	4.2.34	Valuables of the residents (Swadhar Greh, Caretakers responses)	293
78.	4.2.35	Aadhar Card or Photo ID (Swadhar Greh, Caretakers responses)	294
79.	4.2.36	Types of skills (Swadhar Greh, Caretakers responses)	299
80.	4.2.37	Type of support (Swadhar Greh, Caretakers responses)	303
81.	4.2.38	Support from District and State Administration (Swadhar Greh, Caretakers responses)	310
82.	4.2.39	Contact established (Swadhar Greh, Caretakers responses)	311
83.	4.2.40	Contact established (Ujjawala Homes, Caretakers responses)	312
84.	4.3.1	Age when was the first child born? (Ujjawala Homes, Adolescents responses)	322

85.	4.3.2	Occupation before coming to the home (Swadhar Greh, Adolescents Responses)	323
86.	4.3.3	Occupation prior to the admission in the home (Ujjawala Homes, Adolescents responses)	324
87.	4.3.4	Period of stay at the home (Swadhar Greh, Adolescents Responses)	325
88.	4.3.5	Duration of the Stay in the home (Ujjawala Homes, Adolescents responses)	325
89.	4.3.6	Level of Education (Swadhar Greh, Adolescents Responses)	326
90.	4.3.7	Clothes distribution frequency (Swadhar Greh, Adolescents Responses)	343
91.	4.3.8	Satisfied with the seasonality of clothes (Swadhar Greh, Adolescents Responses)	344
92.	4.3.9	Do you receive pocket money? (Swadhar Greh, Adolescents responses)	349
93.	4.3.10	If you receive it, is the sum of money constant throughout the year? (Swadhar Greh, Adolescents responses)	350
94.	4.3.11	Frequency of receiving the pocket money (Swadhar Greh, Adolescents responses)	352
95.	4.3.12	Amount of money you receive in one distribution (Swadhar Greh, Adolescents responses)	354
96.	4.3.13	What form do you receive the pocket money (Swadhar Greh, Adolescents responses)	355
97.	4.3.14	Form in which the pocket money was given (Ujjawala Homes, Adolescents responses).	356
98.	4.3.15	Satisfied with the sum of pocket money you receive (Swadhar Greh, Adolescents responses)	357
99.	4.3.16	Is pocket money you receive is sufficient to sustain (Swadhar Greh, Adolescents responses)	358

100.	4.3.17	Are the recreational activities provided for outdoor activities (Swadhar Greh, Adolescents responses)	360
101.	4.3.18	Are the recreational activities provided for indoor activities (Swadhar Greh, Adolescents responses)	361
102.	4.3.19	Recreational activities provided (Swadhar Greh, Adolescents responses)	363
103.	4.3.20	How often they are taken out for these recreational activities (Swadhar Greh, Adolescents responses)	365
104.	4.3.21	Is the television provided in the home (Swadhar Greh, Adolescents responses)	366
105.	4.3.22	Do you agree that the activities for recreation needs to be increased and optimised (Swadhar Greh, Adolescents responses)	368
106.	4.3.23	Do you agree that the recreational activities are kept keeping in mind all the age groups of women (Swadhar Greh, Adolescents responses)	369
107.	4.3.24	Do you agree that the recreational activities are provided keeping in mind children in homes (Swadhar Greh, Adolescents responses)	371
108.	4.3.25	Are you satisfied with recreational activities options in the Home (Swadhar Greh, Adolescents responses)	372
109.	4.3.26	Are you aware that there is provision of providing facilities for imparting vocational training to each resident (Swadhar Greh, Adolescents responses)	374
110.	4.3.27	Is the full fee of the vocational training programme reimbursed (Swadhar Greh, Adolescents responses)	375

111.	4.3.28	Are you satisfied with the system of reimbursement of fee of the vocational training programmes (Swadhar Greh, Adolescents responses)	377
112.	4.3.29	Are you given the option to choose the field and course of training (Swadhar Greh, Adolescents responses)	379
113.	4.3.30	Are there suggestions given to you, on part of the staff of the homes in taking up a particular course or field (Swadhar Greh, Adolescents responses)	380
114.	4.3.31	Is the vocational training given as per your preference (Swadhar Greh, Adolescents responses)	382
115.	4.3.32	Do you agree that the training is sufficient for you to sustain yourselves (Swadhar Greh, Adolescents responses)	383
116.	4.3.33	Are you satisfied with the vocational training (Swadhar Greh, Adolescents responses)	385
117.	4.3.34	Are you aware that each resident is mandated to receive a one-time non-recurring grant (Swadhar Greh, Adolescents responses)	386
118.	4.3.35	Are you provided with one time non - recurring grant (Swadhar Greh, Adolescents responses)	388
119.	4.3.36	Do you agree that the grant is sufficient for purchasing necessary items (Swadhar Greh, Adolescents responses)	389
120.	4.3.37	What is the amount of this grant (Swadhar Greh, Adolescents responses)	391
121.	4.3.38	Do you have a child of your own in the Home (Swadhar Greh, Adolescents responses)	392

122.	4.3.39	Is there provision of separate expenditure for children (Swadhar Greh, Adolescents responses)	394
123.	4.3.40	Are you satisfied with the facilities provided for children (Swadhar Greh, Adolescents responses)	395
124.	4.3.41	Frequency of the inspections done by the relevant staff of the conditions of the homes (Swadhar Greh, Adolescents responses)	397
125.	4.3.42	Ownership status of the Swadhar Greh home (Swadhar Greh, Adolescents responses)	398
126.	4.3.43	Do you agree that cooks are adequately equipped with the required tools and hygiene apparatus (Swadhar Greh, Adolescents responses)	400
127.	4.3.44	Is the kitchen area equipped with the exhaust system for ventilation (Swadhar Greh, Adolescents responses)	401
128.	4.3.45	Frequency of the mopping and cleaning of the kitchen area (Swadhar Greh, Adolescents responses)	403
129.	4.3.46	Is pest control conducted in the kitchen area (Swadhar Greh, Adolescents responses)	404
130.	4.3.47	What is the fuel used for cooking food (Swadhar Greh, Adolescents responses)	407
131.	4.3.48	Frequency of the cleaning of the bathrooms (Swadhar Greh, Adolescents responses)	408
132.	4.3.49	Are the bathrooms equipped with ventilation systems (Swadhar Greh, Adolescents responses)	410
133.	4.3.50	Are there training rooms in the premises (Swadhar Greh, Adolescents responses)	411
134.	4.3.51	Things present in medical kits (Swadhar Greh, Adolescents responses)	445

135.	4.3.52	Check-up of the residents (Swadhar Greh, Adolescents responses)	451
136.	4.3.53	Payment for the Vaccine (Swadhar Greh, Adolescents responses)	462
137.	4.3.54	Type of services received (Swadhar Greh, Adolescents responses)	474
138.	4.3.55	Places they were rescued from (Swadhar Greh, Adolescents responses)	484
139.	4.3.56	Rescue place of the residents (Ujjawala Homes, Adolescents responses)	484
140.	4.3.57	People involved in the Rescue Process (Ujjawala Homes, Adolescents responses)	485
141.	4.3.58	Duration of the stay in Half-Way Homes (Ujjawala Homes, Adolescents responses)	499
142.	4.3.59	Mode of awareness about the scheme previously (Swadhar Greh, Adolescents responses)	501

List of Figures:

Sr. No.	Figure No.	Title	Page Number
1	1.1	Swadhar Greh at Rajasthan	13
2	1.2	Swadhar Greh at Gujarat	14
3	1.3	Swadhar Greh at Chhattisgarh	14
4	1.4	Swadhar Greh at Assam	15
5	1.5	Swadhar Greh at Tamil Nadu	15

List of Abbreviations:

Sr. No.	Acronym	Abbreviation
1	AIDS	Acquired Immune Deficiency Syndrome
2	B. Ed	Bachelor of Education
3	BPL	Below Poverty Line
4	CBI	Central Bureau of Investigation
5	CHC	Community Health Centers
6	COVID	COronaVirus Disease
7	DSWO	District Social Welfare Officer
8	GGG	Global Gender Gap
9	HIV	Human Immunodeficiency Virus
10	IEC	Information, Education and Communication
11	ILO	International Labour Organisation
12	M.Com.	Master of Commerce
13	M.A.	Master of Arts
14	M.Phil.	Master of Philosophy
15	M.Sc.	Master of Science
16	MSW	Master of Social Work
17	NGO	Non-Governmental Organisation
18	NHRC	National Human Rights Commission
19	OSC	One Stop Centre
20	PHC	Primary Health Center
21	RT PCR	Real-time reverse Transcriptase-Polymerase Chain Reaction
22	SG	Swadhar Greh
23	UDHR	Universal Declaration of Human Rights
24	UH	Ujjawala Home
25	UN	United Nations
26	VAO	Village Administrative Officer
27	VCTC	Voluntary Counselling and Testing Centre
28	VMMK	Virutcham Magalir Munnetra Kalzangiam

CHAPTER- I

INTRODUCTION

Theme of the Research Project: One Stop Homes for women

Topic of the Research Project: A study on the Status, Functioning and Effectiveness of Swadhar Greh and Ujjawala scheme for women and adolescent girls in the States of Rajasthan, Gujarat, Assam, Chhattisgarh and Tamil Nadu.

INTRODUCTION TO THE PROBLEM

India is a nation with the tradition of praying to women and girls as goddesses. But it is an irony that the country has been struggling to provide for the complete protection of their rights and they have been considered as vulnerable section of society since ages.

Even after the Indian Constitution and other legal instruments have supported the cause of women protection and upliftment; the instances like Nirbhaya shaken the very basis of the trust of women in the society. The women are tortured with multiple atrocities such as domestic violence, physical abuse, harassment, human trafficking and many more and the women in India have been subjected to grave exploitation every passing moment. There have been many crimes against women existing in the Indian society. Women are still not allowed to be born and women feticide is still prevalent in India and if born the members of this gender are not allowed to live peacefully with a normal happy life and being targeted in some or other form of suppression, discrimination and abuse.

These women and adolescent girls who are in need of support, shelter, medical and legal assistance are a responsibility for the state as well as the society at large. State is primarily responsible to take care of such women as under the Seventh Schedule of the Indian Constitution the Police and Public Order are listed as the State subjects hence maintaining the of law and order and providing for the protection to the life and property of people is states duty. Under this responsibility the state has the duty to prevent crimes against women. The central and state governments have implemented multiple schemes and taken many steps towards providing the safety, security of women. Such as Women needs special care and protection because of a discriminatory treatment and mindset nurtured by the patriarchal set up. They are being targeted in multiple ways such as victims of violence, human trafficking, sexual and physical exploitations and many more such inhuman treatments and

they generally feel helpless while mistreated, tortured or deserted. Especially the women who are raped are generally treated so inhumanly and the Supreme Court of India had asked to establish OSCs in all districts for survivors of the offence of rape.

The Ministry of Women and Child Development, Government of India has come up with two significant schemes and these schemes and their implementation is to be researched under the proposed research- Swadhar Greh (hereinafter mentioned as SGs) and Ujjawala Homes (hereinafter mentioned as UHs).

Human trafficking is a heinous crime and the women and majorly adolescent girls are being traded as things or as cattles for flesh and denied their existence as a human being and deprived of all kind of human rights. The Ujjawala scheme is provided for the women affected by the human trafficking.

There are multiple schemes for women and adolescent girls but the implementation of such schemes has been a matter of concern and especially the schemes which are providing for shelter are questioned for numerous issues. The research is focused on the matter of implementation of the two schemes at practical level by studying and understanding the ground and operational reality of the schemes implementation in 5 states of (States of Rajasthan, Gujarat, Assam, Chhattisgarh and Tamil Nadu) to have an overview of status in Northern, Southern, Eastern, Western and the central parts of India.

LITERATURE REVIEW

Dbaisali in her article on Women trafficking and its effects on society- a socio-legal study, Legal Service India-E- Journal states that Article 3, para (a) of United Nations Trafficking in Persons Protocol talks about trafficking in persons as the

“recruitment, transportation, transfer, harbouring or receipt of persons, by means of the threat or use of force or other forms of coercion, of abduction, of fraud, of deception, of the abuse of power or of a position of vulnerability or of the giving or receiving of payments or benefits to achieve the consent of a person having control over another person, for the purpose of exploitation. Exploitation shall include, at a minimum, the exploitation of the prostitution of others or other forms of sexual

exploitation, forced labour or services, slavery or practices similar to slavery, servitude or the removal of organs”.¹

The Global Database on Violence against Women by UN Women states that the Swadhar scheme of the Ministry of Women and Child Development to provide help and assistance to the women who are under difficult situations whether prisoners women who have completed their term in jail or women who are deserted widows, women who are victims of natural calamities, victims of human trafficking, victims of any violence, physically and mentally challenged women. The Scheme provides for primary needs of shelter, food, clothing and rehabilitation.²

Elaine Pearson, *Human Rights and Trafficking in Persons: A Handbook* (Indochina Publishing, 2000) is emphasizing on the fact that the women who are victims of the Human trafficking are usually in great need of safety and proper and safe shelter is required for such women. The practices such as Devadasi and Devaki show that the trafficking and prostitution was having societal acceptance.³

As per G.S. Janani, in *Human Trafficking In India* volume 120 (5), *International Journal of Pure and Applied Mathematics*, 43-55 (2018); the **United Nations Convention on Transnational Organized Crime** (UNTOC) is a prominent instrument for helping in prevention of the crime of trafficking of women. India has enacted different laws such as **Suppression of Immoral Traffic in Women and Girls Act**, 1956, changed to Immoral Traffic Prevention Act, 1986 after amendment and other laws enacted in India but these are not sufficient as the state has to go extra mile to protect the interests of the victims. This highlights that the one major reason

¹ Women trafficking and its effects on society- a socio-legal study, Dbaishali, Legal Service India-E- Journal, available at <https://www.legalserviceindia.com/legal/article-4202-women-trafficking-and-its-effects-on-society-a-socio-legal-study.html>. Also available at: https://www.unodc.org/documents/data-and-analysis/glotip/Annex_II_-_Definition_and_mandate.pdf. (Accessed: 30 April 2022).

² Global Database on Violence against Women, <https://evaw-global-database.unwomen.org/en/countries/asia/india/2001/swadhar-scheme>, (Accessed: 30 April 2022).

³ Elaine Pearson, *Human Rights and Trafficking in Persons: A Handbook* (Indochina Publishing, 2000), available at: https://www.gaatw.org/books_pdf/Human%20Rights%20and%20Trafficking%20in%20Person.pdf. (Accessed: 30 April 2022).

responsible for the victims being targeted to the trafficking is poverty hence the policies and actions taken to eradicate poverty, providing for employment and educating people can be helpful.⁴

International Covenant on Civil and Political Rights was adopted as a multilateral treaty by the United Nations General assembly. It was a major effort to ensure that the state parties give effect to certain basic civil political rights for their citizens in order to leapfrog and make world a modern liberal world based on the principle of individual freedom. Human Rights were dealt in varied aspects in this document to comprehensively address the issue of Human Rights to protect their liberty against their States and the society.

Articles 8(1) & (2) of **International Covenant on Civil and Political Rights** (ICCPR) stops any kind of bondage of any person under bondage and servitude. Trade for domestic slavery and servitude is also prohibited under the instrument. And trafficking being a trade of humans for sexual services faced a direct impact due to this document. Thus the treaty dealt with human trafficking and resolved to end it.

Universal Declaration of Human Rights were adopted by United Nation General Assembly in 1948 as those rights which the humans of coming decades and centuries should have considering the dark age before World War II where colonialism prevailed in majority of the world's territory. It envisioned ending that darkness and bring humanity as a community into enlightened and free world. Under its various Articles it enlisted the rights which citizens should demand from their governments to life to its potential.

Under Article 4 of the **Universal Declaration of Human Rights** (UDHR), prevents anyone from detention and the trade for all forms of slavery and servitude. This too, directly attacked human trafficking and thus tried to end its prevalence. Then under Article 5 it prevents usage of torture and ensures that no one is subjected to torture or to cruel or inhuman treatment. Article 8 indirectly supports and advocates for legal aid

⁴ G.S. Janani, Human trafficking in India volume 120 (5), International Journal of Pure and Applied Mathematics, 43-55 (2018), available at: <https://acadpubl.eu/hub/2018-120-5/5/404.pdf>, (Accessed: 30 April 2022).

by stating that- “ Everyone has the right to an effective remedy by the competent national tribunals for acts violating the fundamental rights granted him by the constitution or by law”⁵. Then in Article 25 this is further developed – “ Everyone has the right to a standard of living adequate for the health and well-being of himself and of his family, including food, clothing, housing and medical care and necessary social services, and the right to security in the event of unemployment, sickness, disability, widowhood, old age or other lack of livelihood in circumstances beyond his control”⁶. The rights, thus talked of helping the members of society to participate in social life on equal footing and for that certain measures, if required, needs to be taken.

International Covenant on Economic, Social, and Cultural Rights was a step towards making 2nd generation rights the mandate on part of States to fulfill. The capacity of a state was understood to be unmatched in a country and thus to realise all facets of equality these rights were enunciated

International Covenant on Economic, Social, and Cultural Rights Article 10(3) provides for no discrimination and the equal protection and assistance for the that every children and young people. And in Article 11 (1) it recognizes “the right of everyone to an adequate standard of living for himself and his family, including adequate food, clothing and housing, and to the continuous improvement of living conditions”⁷

The ILO Convention concerning forced labour provides for the suppression of forced or compulsory labour in all its forms.

The Convention for the Suppression of the Traffic in Persons and of the Exploitation of the Prostitution of Others, 1950, in its Preamble declares that trafficking in people is not at all compatible with the dignity and worth of individual and it has a long consequence, going beyond the individual to affect family and eventually community. It considers the dependency of the women on others is the

⁵ Universal Declaration of Human Rights 1948, Article 8.

⁶ Ibid Article 25.

⁷ International Covenant on Economic, Social, and Cultural Rights 1966, Article 11.

biggest reason behind their exploitation and the convention provides for the prevention of commercial sexual exploitation.

International Convention for Suppression of White Slave Traffic, 1910, United Nations Convention against Torture and other Cruel, Inhuman or Degrading Treatment or Punishment, 1984, United Nations Convention against Transnational Organized Crime, 2000 are few significant international instruments dealing with the menace of women trafficking. The states ratified the UNCTOC are required to take actions against such crimes including making laws in this regard, providing for administrative set up and protection to the victims.

With the birth of new India on the ideals of liberty and guaranteeing the basic human rights to its citizens, the efforts were made towards combatting human trafficking and in ensuring support for the welfare of children and women of the country. The Preamble of our Constitution promised securing Justice for its citizens and spread the aspects of justice into – “Social, economic and political”. The endeavour was evident in inclusion of important articles related to human rights for women and children.

“**Article 14 – Equality before law:** The State shall not deny to any person equality before the law or the equal protection of the laws within the territory of India”⁸. This guaranteed a basic form of equality which saw a nuanced development in subsequent articles. Then **Article 21** guaranteed protection of life and personal liberty, which not just is a guarantee against state excesses depriving citizens of their personal liberty but is also a right which prompts State to provide facilities to its citizens to live a dignified life. “**Article 21. Protection of life and personal liberty**– No person shall be deprived of his life or personal liberty except according to procedure established by law”⁹. After guaranteeing a general right for citizens, the Constitution also guaranteed specific rights in **Article 23 and 24**. These rights come under the head of “Rights against Exploitation”¹⁰. “**Article 23. Prohibition of traffic in human beings and forced**

⁸ Constitution of India, Article 14.

⁹ Ibid Article 21.

¹⁰ Ibid at 8.

labour.- (1) Traffic in human beings and begar and other similar forms of forced labour are prohibited and any contravention of this provision shall be an offence punishable in accordance with law”¹¹. And “**24. Prohibition of employment of children in factories, etc.**- No child below the age of fourteen years shall be employed to work in any factory or mine or engaged in any other hazardous employment”¹². This enabled the government to bring in the laws to combat these practices and to protect the fundamental rights of victims and children. Indian Laws such as the **Immoral Traffic (Prevention) Act, 1956, the Indian Penal Code, 1860, the Trafficking of Persons (Prevention, Protection and Rehabilitation) Bill, 2018** provides for the protection of women and adolescent girls from trafficking and the other forms of criminal activities. These laws were legislated to give effect to the constitutional provisions.

“**24. Prohibition of employment of children in factories, etc.**—No child below the age of fourteen years shall be employed to work in any factory or mine or engaged in any other hazardous employment”. This is another article which specially provided for protection of children against child labour and subsequent legislations were framed to give effect to the guarantee.

Then certain Article were also included among “Directive Principles of State Policies” so as to make it the aim of the lawmakers to give effect to the ideals of modern India as enshrined in the Preamble. “**38. State to secure a social order for the promotion of welfare of the people.**- 1. The State shall strive to promote the welfare of the people by securing and protecting as effectively as it may a social order in which justice, social, economic and political, shall inform all the institutions of the national life”¹³. Further, in the next Article certain principles found their place which shall dictate the policies and laws made by State. “**Article 39** – (a) that the citizens, men and women equally, have the right to an adequate means of livelihood, (f) that children are given opportunities and facilities to develop in a healthy manner and in conditions of

¹¹ Ibid at 8 Article 23

¹² Ibid at 8 Article 24

¹³ Ibid at 8 Article 38

freedom and dignity and that childhood and youth are protected against exploitation and against moral and material abandonment”¹⁴.

These Articles dictated the vision and aims of the schemes which were later formulated to rescue women from being trafficked. The schemes were introduced in various states and at central level. In Assam, vocational training and rehabilitation centres were opened up at Beltola, Barama, Kachukata and Morigaon¹⁵. In Gujarat, Multi purpose women welfare centres were established where victims of domestic violence can approach and seek assistance, can take legal aid guidance and attain vocational training¹⁶.

John Dunkerley points out on the CBI’s 2016 report which suggests that more than one lakh thirty five thousand children are being trafficked in India per year. Youth kidnapping is also a big trouble.¹⁷

For combating with the menace of women trafficking the Ministry of Women and Child Development has come up with a Comprehensive Scheme for Prevention of Trafficking for Rescue, Rehabilitation and Re-Integration of Victims of Trafficking for Commercial Sexual Exploitation- **Ujjawala**. This scheme is for preventing the women trafficking with the motive to rescue and rehabilitate the victims of trafficking.

Objective of the Scheme¹⁸

- To prevent trafficking of women and children for commercial sexual

¹⁴ Ibid at 8 Article 39

¹⁵ “Revised - Assam”
<https://transdev.assam.gov.in/sites/default/files/swf_utility_folder/departments/pndd_medhassu_in_oid_2/menu/document/MLAAD%20Guidelines%20%28Revised%29.pdf> (Accessed August 18, 2022).

¹⁶ Unknown (*Multipurpose Women's Welfare Center* January 12, 2021) <<http://www.ojas-gujarat-gov-in.com/2021/01/multipurpose-womens-welfare-center.html>> (Accessed August 18, 2022).

¹⁷ John Dunkerley, Children, developing countries, human trafficking, human trafficking in India, India, women, women & children the fight against human trafficking in India, The Borgen Project, <https://borgenproject.org/tag/human-trafficking-in-india/>, (Accessed: 30 April 2022).

¹⁸ Government of India, Ministry of Women and Child Development, Ujjawala A Comprehensive Scheme for Prevention of Trafficking and Rescue, Rehabilitation and Re-Integration of Victims of Trafficking for Commercial Sexual Exploitation, 2016, available at: <https://wcd.nic.in/sites/default/files/Ujjawala%20New%20Scheme.pdf>. (Accessed: 30 April 2022).

exploitation through social mobilization and involvement of local communities, awareness generation programmes, generate public discourse through workshops/seminars and such events and any other innovative activity.

- To facilitate rescue of victims from the place of their exploitation and place them in safe custody.
- To provide rehabilitation services both immediate and long-term to the victims by providing basic amenities/needs such as shelter, food, clothing, medical treatment including counselling, legal aid and guidance and vocational training.
- To facilitate reintegration of the victims into the family and society at large
- To facilitate repatriation of cross-border victims to their country of origin.

The scheme is providing for multifold support and assistance to the victims including Prevention, Rescue, Rehabilitation, Re-Integration and Repatriation.

Under the Prevention the community vigilance groups are formed. Sensitization through Workshops, Seminars, street plays and other activities for spreading awareness.

Rescue includes the activities of collecting the relevant information and conducting the rescue operations and providing for the instant relief on such rescue operations.

Under Rehabilitation protective and rehabilitative homes to be provided with education and vocational training and basic facilities along with required legal and medical assistance.

The Re-Integration leads to the activities and assistance with regard to the arranging for the halfway home and the restoration to families affected.

And under the Repatriation help and assistance is provided for the repatriation procedures and facilitation to return to the country of origin.

Under the Ujjawala Scheme there are 254 projects including 134 Protective and Rehabilitative Homes in the country. The scheme benefitted about 5,291 women. (As per the 2019 data).¹⁹

State wise details of Ujjawala Homes²⁰

SI. No.	Name of the State	Total Number of Projects Under Ujjawala Scheme	Number of Ujjawala Homes	No. of Beneficiaries
1.	Andhra Pradesh	4	4	150
2.	Assam	32	19	607
3.	Chhattisgarh	4	3	75
4.	Sikkim	1	1	14
5.	Karnataka	37	18	337
6.	Kerala	7	3	100
7.	Maharashtra	50	23	1150
8.	Manipur	20	19	950
9.	Mizoram	1	1	60
10.	Nagaland	1	1	25
11.	Rajasthan	19	7	250
12.	Orissa	33	12	600

¹⁹ Press Information Bureau, Government of India, Ministry of Women and Child Development, 18 July 2019, Achievements Under Ujjawala Scheme, <https://pib.gov.in/Pressreleaseshare.aspx?PRID=1579343>. (Accessed: 30 April 2022).

²⁰ (The information was given by the Minister of Women and Child Development, Smriti Zubin Irani, in a written reply in the Rajya Sabha on 18 July 2019 available at <https://pib.gov.in/Pressreleaseshare.aspx?PRID=1579343>. (Accessed: 30 April 2022).

13.	Tamil Nadu	5	4	98
14.	Uttar Pradesh	21	2	100
15.	Uttarakhand	4	2	100
16.	West Bengal	2	2	100
17.	Gujarat	8	8	325
18.	Telangana	5	5	250
	Total	254	134	5291

Table No. 1.1: State wise details of Ujjawala Homes

The study is required to be done as few instances are indicating towards the untoward happenings related to Ujjawala Homes. In August 2021 a news reported that 4 girls were missing from the Ujjawala Home in Silchar.²¹

There have been news reports about the Women and Child Development Department, Chhattisgarh's recommendation on closure of Ujjawala home. This happened after a sudden inspection done by the officials from WCD as there were three women ran away from the Ujjawala home also there have been multiple complaints of sexual abuse were made by many women living in the Ujjawala home at Bilaspur²². The president of the NGO which is running the Ujjawala Home was sent to judicial custody who was charged for the sexual abuse of women staying there.

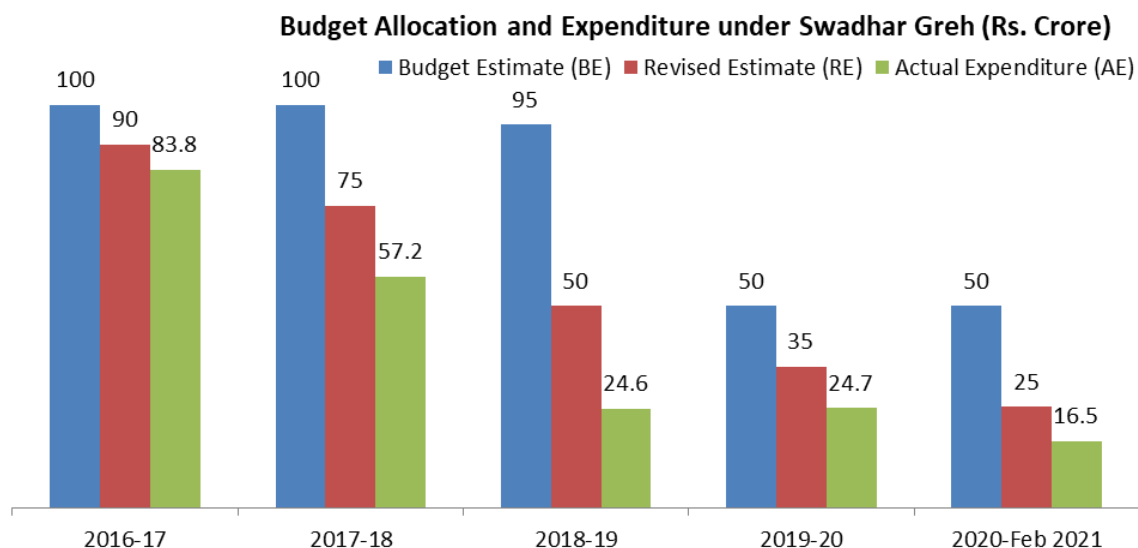
The instances of not providing for proper care, facilities and mistreatment are noticed. Availability of proper food, basic needs, sanitation and most importantly the safety of the women living in such homes is to be secured completely.

²¹ 4 girls were missing from the Ujjawala Home in Silchar, Barakbulletin, August 2021, https://www.barakbulletin.com/en_US/4-girls-conspicuously-missing-from-ujjawala-home-in-silchar-operation-to-trace-them-is-on-sp-cachar/. (Accessed: 30 April 2022).

²² Chhattisgarh: WCD dept recommends closure of Ujjawala home, Gargi Verma, 23 January 2021, <https://indianexpress.com/article/india/chhattisgarh-wcd-dept-recommends-closure-of-ujjawala-home-7158061/>. (Accessed: 15 May 2022).

The **Swadhar Greh scheme** is an important Scheme of the Ministry of Women and Child Development which caters to women in difficult circumstances, especially widows deserted by their families, women prisoners released from jails and without family support, women survivors of natural disasters, rescued trafficked women/girls, women victims of terrorists/extremist violence, mentally challenged women and deserted women with HIV/AIDS. Launched in 2001-2002, the Scheme provides for primary needs of shelter, food, clothing and rehabilitation.²³

OP-Blogs' post Swadhar Greh: Scheme for Women in Distress is in Distress indicates towards the decline in the budget allocation for the Swadhar during 2019-2020-2021 which shows the low budget utilisation by the states. The existing numbers of SGs cover only 50 per cent of the required number of SGs.²⁴



Source: Press Information Bureau (PIB) ²⁵

Graph No. 1.1: Budget Allocation and Expenditure under Swadhar Greh

As per the information given by the Ministry of Women and Child Development of India to the Press Information Bureau the funding pattern for the release of funds is as below

²³ Global Database on Violence against Women, <https://evaw-global-database.unwomen.org/en/countries/asia/india/2001/swadhar-scheme>. (Accessed: 30 April 2022).

²⁴ OP-Blogs, Swadhar Greh: Scheme for Women in Distress is in Distress, Anjana Rajagopalan and Nilachala Acharya, 15 June 2021, <https://www.cbgaindia.org/blog/swadhar-greh-scheme-for-women-in-distress-is-in-distress/>. (Accessed: 30 April 2022).

²⁵ Ibid.

- For States- 60:40 between the Central Government and States
- For North Eastern and Himalayan States- 90:10.
- For Union Territories, 100% by the Central Government.

Funds to the States/UTs are released in two instalments yearly.²⁶

The question related to the practical difficulties faced by the SGs and also the women in distress are required to be analyzed as in an instance happened in Bengaluru in 2018 a women in distress denied help for want of identity proof.²⁷

There are other issues as well such as the number of the SGs is very less as compare to the huge number of the women in need of such help. The study will be assessing this requirement as well to understand the existing capacity of the SGs and the sufficiency of the services provided by them.



Fig 1: Swadhar Greh at Rajasthan²⁸

²⁶ Ministry of Women and Child Development, Swadhar Greh Scheme, 03 December, 2021 by PIB Delhi, <https://pib.gov.in/PressReleasePage.aspx?PRID=1777735>. (Accessed: 30 April 2022).

²⁷ Women in distress denied help for want of ID proof by K.C. Deepika, 16 December, 2018, The Hindu, <https://www.thehindu.com/news/national/karnataka/women-in-distress-denied-help-for-want-of-id-proof/article25754535.ece>. (Accessed: 30 April 2022).

²⁸ Source: http://www.ngomwcd.gov.in/swadhar/states/rajasthan_state.html. (Accessed: 30 April 2022).



Fig 2: Swadhar Greh at Gujarat²⁹

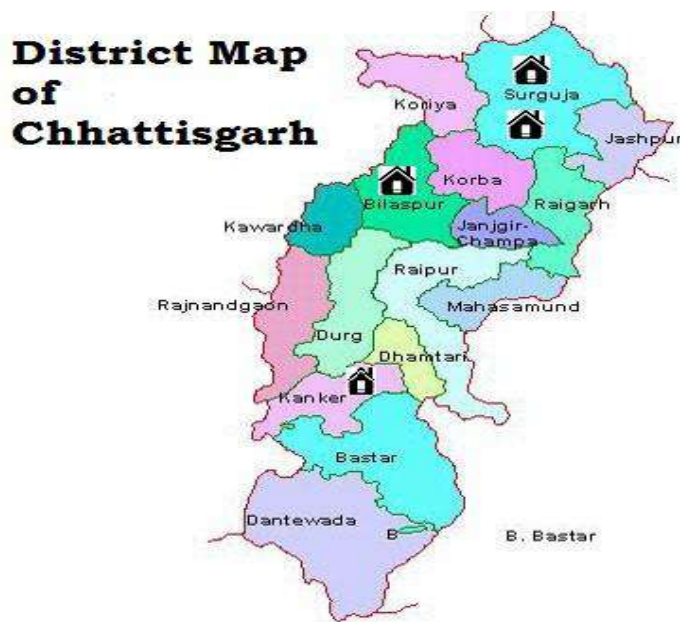


Fig 3: Swadhar Greh at Chhattisgarh³⁰

²⁹ Source: http://www.ngomwcd.gov.in/swadhar/states/gujarat_state.html. (Accessed: 30 April 2022).

³⁰ Source: http://www.ngomwcd.gov.in/swadhar/states/chattisgarh_state.html. (Accessed: 30 April 2022).

The question related to the practical difficulties faced by the SGs and also the women in distress are required to be analyzed as in an instance happened in Bengaluru in 2018 a women in distress denied help for want of identity proof.³³

There are other issues as well such as the number of the SGs is very less as compare to the huge number of the women in need of such help. The study will be assessing this requirement as well to understand the existing capacity of the SGs and the sufficiency of the services provided by them.

NHRC and other relevant agencies has also intervened in matters related to Commercial Sexual Exploitation and Human Trafficking largely by some of its major interventions and thus also commented upon the larger scenario related to these homes and issues related to the stakeholders involved.

In the journal article “Politics of women trafficking: A Survey” the author mentions the plan which the “NHRC has formulated to prevent and combat human trafficking with special focus on women and children”³⁴. Further, “The Ministry of Women and Child Development was made the nodal agency by the government to deal with human trafficking in India. A nodal cell against human trafficking has been constituted under the Ministry of Home Affairs”³⁵. The paper also gives details about the highest statistics being in Orissa, Jharkhand, Chhattisgarh and West Bengal.

The commission took cognisance of the “lackadaisical attitude shown towards the rehabilitation of bonded child labourers” in 2014³⁶. In this the “Commission has observed that the allegation about the human/child traffickers have not been dealt with in accordance with law, which required to be investigated in an impartial and transparent manner”³⁷. Further, commenting upon the gravity of the matter it stated – “Issue of the rescue of child labourers is not merely an

³³ Women in distress denied help for want of ID proof by K.C. Deepika, 16 December, 2018, The Hindu, <https://www.thehindu.com/news/national/karnataka/women-in-distress-denied-help-for-want-of-id-proof/article25754535.ece>, (Accessed: 30 April 2022).

³⁴ Chakraborty, Ruchita, and Manas Chakrabarty. “POLITICS OF WOMEN TRAFFICKING: A SURVEY.” *The Indian Journal of Political Science*, vol. 74, no. 2, 2013, pp. 253–62. *JSTOR*, <http://www.jstor.org/stable/24701108>. (Accessed 17 Aug. 2022), 256.

³⁵ Ibid.

³⁶ “Important Intervention” (*National Human Rights Commission India*) <<https://nhrc.nic.in/press-release/important-intervention-15>> (Accessed August 1, 2022).

³⁷ Ibid.

instance of employing a child in violation of laws, it is rather more heinous in nature that children are being taken from one State to another, which cannot happen without the involvement of human/child traffickers”³⁸. And notices were issued accordingly to the relevant authorities.

In another instance Suo motu cognizance was taken on trafficked girls of Nepal and India³⁹. “The commission directed that a copy of the petition along with a copy of the news article be forwarded to the Commissioner of the Police, Delhi with a request to inquire into the matter and submit his report within week”⁴⁰.

Further, a report on trafficked women was prepared by NHRC with United Nations Development Fund for Women (UNIFEM) and Institute of Social Sciences (ISS)⁴¹. UNIFEM aims to promote gender equality and helps in promoting women’s empowerment.

The report collected data on and from victims of “Commercial Sexual Exploitation”. The report critically commented upon the existing legislative framework presently working to counter this crime. It then recommended some changes in the present framework to make efforts more effective.

The report was significant in its reach as it was the first report to go into this trafficking world through the eyes of the trafficker and the exploiters. It was significant in the way it broke the perception that the rescued women were ‘prostitutes’, because, in reality, there were victims of trafficking. The report covers the scale and the aspects of the human rights violations of these women and thus ends up giving a cleared picture of trafficking scenario.

In its recommendations it has explained what ideal rehabilitation means – “Ideal rehabilitation involves steps towards integrated empowerment- psychological, social economic, community reintegration and prevention of re-trafficking”⁴². It further suggested that Swadhar scheme should be effectively implemented. It suggested that the rehabilitation should give priority to

³⁸ Ibid at 35.

³⁹ “Important Cases 1. Abuse of Legal System in Trafficking of Girls; Commission Calls for Report from Delhi Police Commissioner” (*National Human Rights Commission India*) <<https://nhrc.nic.in/press-release/important-cases-1-abuse-legal-system-trafficking-girls-commission-calls-report-delhi>> (Accessed August 2, 2022).

⁴⁰ Ibid.

⁴¹ “Combating Trafficking in Women and Children; Reports Released” (*National Human Rights Commission India*) <<https://nhrc.nic.in/press-release/combating-trafficking-women-and-children-reports-released>> (Accessed August 2, 2022).

⁴² Ibid.

social and economic rehabilitation which will involve both, formal and informal, education, along with vocational training, medical care, housing and financial assistance for setting up micro enterprises.

The report is a crucial step in our research but lags in its very scope as it focusses upon rehabilitation of the trafficking victims, but this study will have a study of Swadhar Homes too, which are not for all women seeking support, whose background is not just limited to trafficking. Therefore, it is an important report to understand one important aspect of but falls short due to its one-dimensionality.

In order to ensure special efforts during COVID-19 pandemic to combat the trafficking, NHRC came with Human Rights Advisory on the issue. The rationale being – “The COVID-19 pandemic and the ‘resultant lockdown’ has disproportionately impacted the vulnerable section of the society, and therefore, the NHRC constituted a ‘Committee of Experts’ to assess the impact of Covid-19 Pandemic on Human Rights of the people”⁴³. The advisory related to the functioning of Anti-Human Trafficking Units (AHTUs) and to the access to security and healthcare benefits.

In the Second Universal Periodic Review, the recommendations of the Commission on rehabilitating victims of trafficking had the mention of taking recourse to Ujjawala Homes and in case of victims of domestic violence, it suggested “setting up a shelter home in every District and the person in-charge of the shelter home shall be bound to provide shelter to the aggrieved person”⁴⁴.

On the functioning of the Swadhar Grehs, “The New Indian Express” article appreciated the work done by these homes in “safeguarding the dignity of victims of sexual exploitation”⁴⁵. The article covers stories of some women who are brought to these homes and they find foothold in their lives by being here.

⁴³ Source: NHRC Advisory on Human Trafficking.pdf. (Accessed: 30 April 2022).

⁴⁴ “National Human Rights Commission New Delhi Framework to Monitor the ...” <https://nhrc.nic.in/sites/default/files/Final%20Framework%20for%20UPR%20Process%2021_10_2013_2.pdf> (Accessed August 3, 2022).

⁴⁵ NewIndianXpress, “Swadhar Greh Safeguarding the Dignity of Victims of Sexual Exploitation” (*The New Indian Express* October 14, 2018) <<https://www.newindianexpress.com/nation/2018/oct/14/swadhar-greh-safeguarding-the-dignity-of-victims-of-sexual-exploitation-1885423.html>> (Accessed August 4, 2022).

Another article talks about the educational opportunities provided in these homes which helps girls to achieve their goals and aspirations. It talks about the adverse circumstances from which girls come and how they get the opportunity to excel in varied fields in Swadhar greh homes⁴⁶. Another article covers the plan of the government to include self defence training for young girls in child care institutions and in Swadhar Grehs⁴⁷.

Along with the Ujjawala and Swadhar Grehs homes, there are state initiatives too, which are taken up to rehabilitate specific categories of women. Depending upon their condition and the background these rehabilitation homes are opened up. For example– “Priya home” will open in Kerala for mentally challenged women⁴⁸, special shelter homes for sex workers, including those who are willing to leave the trade and need rehabilitation to begin life afresh with new skill sets⁴⁹.

Various organisations whether governmental or non-governmental conducted monitoring of these homes in order to assess the status of its functioning and effectiveness.

National Commission for Women was established keeping in view protection of human rights of women. It was established to give a women focused organization to establish “an equal and just livelihood for women by making legal and constitutional amendments for women in India”⁵⁰.

NCW conducted the inspection of ‘Swadhar Greh’ in Karnataka, Madhya Pradesh, Odisha, Uttar Pradesh, Uttarakhand and West Bengal in 2019. And “Lack of security, unhygienic living

⁴⁶ Nirupa Vatyam / Apr 12 2022, “Girls' Dreams Get Wings at SWADHAR GREHS: Hyderabad News - Times of India” (*The Times of India*) <<https://timesofindia.indiatimes.com/city/hyderabad/girls-dreams-get-wings-at-swadhar-grehs/articleshow/90787611.cms>> (Accessed August 4, 2022).

⁴⁷ Ambika Pandit / TNN / Updated: Mar 2 2022, “Government Plans Self Defence Training for Young Girls in Child Care Institutions, Swadhar GREHS, 704 One Stop Centres: India News - Times of India” (*The Times of India*) <<https://timesofindia.indiatimes.com/india/government-plans-self-defence-training-for-young-girls-in-child-care-institutions-swadhar-grehs-704-one-stop-centres/articleshow/89935569.cms>> accessed August 4, 2022

⁴⁸ TNN / Updated: Jul 26 2022, “Min to Launch Special Home for Women: Thiruvananthapuram News - Times of India” (*The Times of India*) <<https://timesofindia.indiatimes.com/city/thiruvananthapuram/min-to-launch-special-home-for-women/articleshow/93124511.cms>> (Accessed August 5, 2022).

⁴⁹ Atul Mathur / TNN / Updated: Jun 20 2022, “Delhi: 2 Special Shelters to Rehabilitate Sex Workers: Delhi News - Times of India” (*The Times of India*) <<https://timesofindia.indiatimes.com/city/delhi/delhi-2-special-shelters-to-rehabilitate-sex-workers/articleshow/92323147.cms>> (Accessed August 6, 2022).

⁵⁰ Admin, “National Commission for Women [January 1992] - Functions, Background & Composition” (*BYJUS* December 27, 2021) <<https://byjus.com/free-ias-prep/national-commission-women/>> (Accessed August 18, 2022).

conditions and no skill development programmes were among findings of inspections carried out by the National Commission for Women at rehabilitative homes for women”⁵¹.

In another article – “No country for women”⁵², the state of these homes are criticised on the basis of the assessment done of these homes in 4 states by NCW.

NITI Aayog too conducted an evaluation and came up with certain recommendations such as – “integration of the Swadhar Greh and Ujjawala Homes, revision of the salary norms of the staff and use of information technology tools in the implementation of the scheme”⁵³.

The concerns of the agencies and organisations regarding the situation of the trafficked persons and their livelihood and human rights makes a comprehensive assessment of these homes and related issues relevant. Also the suggestions given by these organisations makes it clear that the assessment and inspection is lacking in certain aspects which needs proper examination. The inspections are lacking the comprehensivity which can be dealt with more minute study of the environment of these homes. Further the promise these homes have shown in regard to the implementation and its long term effects upon the lives of the residents makes it relevant to have a comprehensive study of these homes to correct the anomalies and to make them a place to skyrocket the lives and aspirations of their residents.

OBJECTIVES

- i. To evaluate the status of establishment and functioning of the schemes of Swadhar Greh and Ujjawala Homes for women in 5 states.
- ii. To analyse and assess the facilities of effectiveness of the Swadhar Greh and Ujjawala Homes schemes in protection the human rights of women especially the adolescent girls.
- iii. To understand the issues and challenges in operation of the Swadhar Greh and Ujjawala Homes schemes.

⁵¹ PTI, “NCW Finds Security Issues at Women Rehabilitation Homes” (*Deccan Herald* September 27, 2019) <<https://www.deccanherald.com/national/new-finds-security-issues-at-women-rehabilitation-homes-764424.html>> (Accessed August 6, 2022).

⁵² Board TE, “No Country for Women” (*Telegraph India*, December 26, 2018) <<https://www.telegraphindia.com/opinion/rehabilitation-homes-for-women-are-turning-into-reform-centres/cid/1679916>> (Accessed August 6, 2022).

⁵³ “Swadhar Greh” (Press Information Bureau) <<https://pib.gov.in/PressReleaseIframePage.aspx?PRID=1814092>> (Accessed August 7, 2022).

- iv. To suggest policy measures to achieve a higher degree of effectiveness of the schemes for the protection of the rights of women and adolescent girls.

RESEARCH METHODOLOGY

The study majorly is an empirical research as the study is based on the data collected in the form of the experiences from different stakeholders such as the women and adolescent girls living in the selected 100 Swadhar Greh and the Ujjawala Homes of 5 states. The research is majorly based on qualitative data with a mixed method approach. Also the data is collected from the administrative and governing caretakers responsible for the selected SGs and UHs. Data is collected through questionnaires with the residents and caretakers concerned with the selected dataset.

SAMPLE OF THE STUDY

Out of 551 Swadhar Greh the study will be done with 65 SGs from 5 states of India.

Sr. No.	State	Number of Swadhar Greh
1.	Assam	20
2.	Gujarat	7
3.	Chhattisgarh	4
4.	Tamil Nadu	20
5.	Rajasthan	14
Total		65

Table No. 1.2: Sample of the study (Swadhar Greh)

For Ujjawala Homes out of 134 Ujjawala Homes 25 homes were to be studied.

Sr. No.	State	Number of Ujjawala Homes
1.	Assam	15
2.	Gujarat	8
3.	Chhattisgarh	3
4.	Tamil Nadu	4
5.	Rajasthan	5
Total		35

Table No. 1.3: Sample of the study (Ujjawala Homes)

Total sample was to be of 100 Swadhar plus Ujjawala Homes to be studied through the proposed research in 5 states of India namely Assam, Gujarat, Chhattisgarh, Rajasthan and Tamil Nadu.

Sr. No.	State	Number of Swadhar Greh	Functional	Residents
1.	Assam	20	15 (No Co operation for data collection)	Non cooperation
2.	Gujarat	7	4	36
3.	Chhattisgarh	4	2	11
4.	Tamil Nadu	20	20	219
5.	Rajasthan	14	7	71
Total		65	33	337
Sr. No.	State	Number of Ujjawala Homes	Functional	Residents
1.	Assam	15	15	Non cooperation
2.	Gujarat	8	1	No residents
3.	Chhattisgarh	3	2	10
4.	Tamil Nadu	4	3	30
5.	Rajasthan	5	1	No residents
Total		35	22	40
Total sample		100	55 (rest were mostly non-functional)	377
(A) Swadhar Greh		Caretakers		
State		Number of Caretakers: Swadhar Greh		Total

Gujarat	6		
Rajasthan	11		
Chhattisgarh	2		
Tamil Nadu	<u>47</u>	66	
(B) Ujjawala Home			
State	Number of Caretakers: Ujjawala Home	Total	
Gujarat	1		
Chhattisgarh	2		
Tamil Nadu	<u>6</u>	9	
Total (A+B)		75	
Respondents			
Respondent Set I- Women and adolescent girls living in SGs and UHs	Minimum 10 from each = 10*100=1000 respondents	Minimum 10 from each = 10*55= 550 respondents	Actual Respondents participated= 377
Respondent Set II- Care takers of SGs and UHs	2 from each home= 2*100= 200	2 from each home= 2*55= 110	Actual Respondents participated= 75

Table No. 1.4: Total Sample of the study

While going to the ground the team has found discrepancies in terms of the data available on the websites and the homes actually functioning. Also the data keeps changing and the finally considered list was taken from the official sites links mentioned in the footnote.⁵⁴

(These documents were updated in 2023 after research began on the sample based on previous data file)

⁵⁴

Swadhar Greh Homes-
<https://wcd.nic.in/sites/default/files/SWDHAR%20GREH%20SCHEME%20%2824.06.2021%29.pdf> &
<https://wcd.nic.in/sites/default/files/UJJAWALA%20SCHEME%20%2825.06.2021%29.Pdf>.
 (Accessed: 30 April 2022).

DATA ANALYSIS AND REPORTING

Cross tabulations is to be presented to aid in the understanding of the relationships between the diverse variables considered in the assessment. These variables are as comprehensive as possible to explore the complex nature of the problem. The report includes both qualitative and quantitative information with graphs, charts and photographs to facilitate systematic comprehension of the diverse issues studied.

Anticipated Outcome:

The research will be contributing to the efforts being made by the governments and agencies involved in securing the rights of women and adolescent girls and providing for the necessary details of the ground reality of the Swadhar Greh and Ujjawala Homes schemes. This will help in enhancing the quality of services provided under the schemes to achieve better implementation of them. The project report will be generated and will have policy suggestions which are necessary for the better protection of rights of women and adolescent girls through these schemes.

The research would be helpful in suggesting the gaps in the existing system along with the recommendations for the possible solutions for the same. The proposed research can be significant in framing the policy at national as well as state level.

CHAPTER- II

HISTORICAL EVOLUTION OF WOMEN'S RIGHTS AND SCHEMES IN INDIA

This chapter will deal with tracing history and evolution of women's rights from pre pre-independence era (post 1750) till this decade. The chapter will include the rise of consciousness related to women's rights and various efforts taken towards mobilisation of public opinion in their favour and formation of civil-political organisations in their favour. Further, the chapter will include the account of women's movements in post-independence era where feminism witnessed a transformation. Later in the chapter, there will be a brief discussion on the schemes and policies of the central government, presently working for the welfare and empowerment of women. And at last, the chapter will provide an account of the state government schemes and policies for the same objective.

WOMEN'S RIGHTS IN PRE- INDEPENDENCE ERA

Modern world post enlightenment era gave the crucial push to recognition and enforcement of human rights around the globe. The rights of man which needed to be preserved in the face of State's high handedness came to be articulated and protected. In the similar endeavour were the rights of women being talked about and brought to the mainstream. This consciousness gave rise to socio-political movements to improve their lot and further bring it at par with men.

The conditions of women in India at the dawn of the British empire in India was despicable. Practices such as Female infanticide, Child marriage, Sati, Purdah system, ban on widow marriage, bar to education, etc. were rampant in the subcontinent. The rise of educated middle class in Bengal and subsequent development of consciousness of nationalism gelled well with the need to reform Indian society. And the process which began in Bengal spread like a wild fire to the whole of India and the result was significant contribution of women in freedom struggle movements of Mahatma Gandhi and rise of socio-political feminism in post-independence India.

The initial efforts were put in by mainstream social reformers such as – Raja Ram Mohan Roy, Ishwar Chandra Vidyasagar, Jyotiba Phule, etc. And gradually we witnessed women themselves taking charge of their conditions and leading the movements with Pandita Ramabai, Sarla Devi Chaudharani, etc.

Abolition of Sati

One of the major scars on the social fabric of India at that time was the scar of immolation of widows. This practice has been mentioned in Hindu ancient scriptures but was never practised in mainstream. But in the mediaeval era this practice became mainstream among warrior clans of India and thus became part of the culture of India majorly. Although, ideally it referred to self immolation where the wife immolates herself on the funeral pyre of her husband but in reality it involved forcefulness to lead her to die on the pyre.

In the 19th Century this practice caught the attention of liberal Bengalis and one who stood steadfastly against this was Raja Ram Mohan Roy. He, along with the British dispensation saw the practice as a means to avoid giving any property to the widow post her husband's death as women had some claim over the family property after husband's death (as per Dayabhaga school of Law)⁵⁵. He along with the then Governor General, Lord William Bentinck pushed the Legislation abolishing this practice and this resulted in The Bengal Sati Regulation Act in 1829.

Female Infanticide

Considering the balance tilted in favour of males in matters of marriage and the property ownership, it was generally accepted that females were an economic burden. Because of this reason, families in the upper class of Indians practised this abhorrent act to get rid of daughters. This changed with the Bengal Regulations of 1795 and 1804 which declared this act illegal⁵⁶. Later on with further impetus on part of the social reformers the government brought another

⁵⁵ Raina, K. (2022) *How did Sati get abolished in India?*, *Feminism in India*. Available at: <https://feminisminindia.com/2018/10/29/sati-history-india/> (Accessed: 30 April 2023).

⁵⁶ *Social legislation under British rule* (2015) *Jagranjosh.com*. Available at: <https://www.jagranjosh.com/general-knowledge/social-legislation-under-british-rule-1444624177-1> (Accessed: 30 April 2022).

legislation making it mandatory on part of the parents to register their newborn babies and also to make verification of the girl child mandatory till few years after the birth⁵⁷.

Widow Remarriage

Women had to face the difficulties after the death of their husbands. If not sati then the widows spent their life in forced solitude with their life being restricted as their presence in auspicious occasions were considered inauspicious. Also their basic rights were curtailed as their fundamental freedom was deprived of them. Thus, widow remarriages became one of the important agenda of social reformers of British times. They found the liberation of widows as an important step towards liberation of women as a community. Brahmo Samaj of Raja Ram Mohan Roy took this issue up but major efforts were led by Pandit Ishwar Chandra Vidyasagar. He was the Principal of the Sanskrit College, Calcutta and due to his efforts Hindu Widows' Remarriage Act came to fruition in 1856⁵⁸. This act legalised the widow remarriage and declared the issues from this Union as legitimate. Further, certain organisations were also formed such as the Widow Remarriage Association (Vishnu Shastri Pandit). Similarly Karsandas Mulji formed Satya Prakash in Gujarati in 1852 to advocate for widow remarriage⁵⁹. In Maharashtra we saw Jyotiba Phule and his wife Savitribai Phule as strong and formidable advocates for widow remarriage.

Child Marriage

The scourge of child marriage is something which still remains a challenge to wash away from the social life of India. Although the practice has now been curtailed to a considerable extent, it was widely practised in the pre-independence era. The political will of the then Government and the efforts on part of the upper middle class intelligentsia of Madras, Bombay and Bengal

⁵⁷ Scientific Research Publishing (2014) *Female infanticide in 19th-century India: A genocide?*, *Advances in Historical Studies*. Available at: https://www.scirp.org/html/3-2810071_52493.htm (Accessed: 30 April 2022).

⁵⁸ *Social reformer ishwar Chandra Vidyasagar championed widow remarriage* (2019) *Hindustan Times*. Available at: <https://www.hindustantimes.com/india-news/social-reformer-ishwar-chandra-vidyasagar-championed-widow-remarriage/story-iifd4ee3RDI9hamGdDvVBJ.html> (Accessed: 30 April 2022).

⁵⁹ Sanjeet Kashyap *et al.* (2022) *Karsandas Mulji – the forgotten 'Indian luther'*, *Spontaneous Order*. Available at: <https://spontaneousorder.in/karsandas-mulji/> (Accessed: 30 April 2022).

presidencies led to enactment various statutes such as Native Civil Marriage Act, 1872; Age of Consent Act, 1891 which restricted the marriage of girls below the age of 12. Then a major milestone was achieved in 1929 with the Child Marriage Restraint Act (also known as Sharda Act). It laid down the minimum marriageable age of boys at 21 and girls at 18⁶⁰.

Women's Education

Amidst the push to uplift women it was observed that it's important to make women an 'agency' instead of just keeping them as 'patient'. Therefore, in this endeavour came the aim of educating women to empower them and make them stand on their own in society based on economic and social independence. And in this several initiatives were taken towards achieving this goal. Pandit Ishwar Chandra Vidyasagar was involved with various Girls' schools in Bengal. Bethune school was established to further the attempts towards educating the women⁶¹. Bhauji Daji Lad was an ardent advocate of women education and a girl school was founded naming it after him considering his efforts towards the cause. Similarly there were contribution from Maharashtra's leading reformer - Jyotirao Phule and Savitribai Phule who jointly founded school for girls at Bhidewala, Pune in 1848⁶². Beyond primary education and basic school education, there was the establishment of Indian Women's University by Professor D. K. Karve in 1916⁶³.

Era of Transition- Women leading their own causes

Initial reforms, as we saw, were led by the leading men of Indian society as they were the empowered lot among the Indian masses. But as education spread and became universal with women acquiring agency in their life, the efforts saw increased participation from women

⁶⁰ *Sharda Act: Abolition of Child Marriage* (2021) *Getlegal India*. Available at: <https://getlegalindia.com/sharda-act/> (Accessed: 30 April 2022).

⁶¹ Braindrops (no date) *Bethune college*. Available at: <http://www.bethunecollege.ac.in/BethuneCollege.htm> (Accessed: 11 May 2022).

⁶² *Started India's first school for girls - velivada - educate, agitate, organize* (2017) *Velivada*. Available at: <https://velivada.com/timeline/started-indias-first-school-girls/> (Accessed: 11 May 2022).

⁶³ *About Us*, SNTD Women's University <https://sntd.ac.in/index.php/about-us>. (Accessed: 11 May 2022).

themselves to improve the conditions for their fellow mates. Major personalities emerged in this process such as Sarla Devi Chaudhrani who, in 1910, founded Bharat Stree Mahamandal which had women education, abolition of purdah system and uplifting the overall status of women as their core objectives⁶⁴. Then, Ramabai Ranade, who founded the Ladies' Social Conference. Similarly many other organisations blossomed parallel to freedom struggle movements. These organisations not just improved the lot of women but also became a fertile ground for creating a community of women volunteer workers which were required for the freedom struggle. And this was evident with the picketing of shops majorly delegated to women by Mahatma Gandhi during the Civil disobedience Movement.

TABLE 2.1: WOMEN ORGANISATIONS, THEIR FOUNDERS AND OBJECTIVES

ORGANISATION	FOUNDING YEAR	OBJECTIVE	FOUNDER
BHARAT STREE MAHAMANDAL	1910	WOMEN EDUCATION, ABOLISHING PURDAH SYSTEM.	SARLA DEVI CHAUDHARANI
LADIES SOCIAL CONFERENCE	1904	RIGHT TO VOTE, RIGHT TO INHERITANCE	RAMABAI RANADE
ARYA MAHILA SAMAJ	1882	EMPOWERMENT AND EDUCATING WOMEN	PANDITA RAMABAI SARASWATI
NATIONAL COUNCIL OF WOMEN	1925	EDUCATION OF WOMEN AND ABOLITION OF PURDAH SYSTEM	MEHRIBAI TATA
ALL INDIA WOMEN'S CONFERENCE	1927	PROMOTE EGALITARIANISM	MARGARET COUSINS

Table No. 2.1: Women Organisations, their Founders and Objectives

⁶⁴ The Parallel Force, StreeShakti, <http://www.streeshakti.com/books.aspx?author=7> (last visited May 11, 2022).

POST- INDEPENDENCE INDIA

The momentum provided in the British era continued in the post-independence era with rights and voices for upliftment and welfare of women entering new domains such as households and workplaces. The period post 1947 is divided into several phases- 1. Period of Accommodation (1947-1960s), 2. Period of Crises (late 1960s - 1975), 3. 1975 to Present⁶⁵. The period from 1947 - 1960s saw the reformation of Hindu family system by codifying Hindu personal laws and giving women rights under them in matters of succession, maintenance, etc. Some of the laws which were brought in were - Hindu Marriage Act, 1954 (made polygamy illegal), Hindu Succession Act, 1956; Hindu Minority and Guardianship Act, 1956; The Dowry Prohibition Act, 1961 and The Maternity Benefits Act, 1961. Also, Aruna Asaf Ali formed, along with others, The National Federation of Indian Women for empowerment of women and women's rights⁶⁶.

The period from late 1960s to 1975 saw India becoming a country with a 'begging bowl' with economic hardships and being 'hand to mouth' in the matters of food grains. In this backdrop Shramik Mahila Sangathana was setup in 1971 for working class and low middle classes women.⁶⁷ In this period several other issues were raised such as - sexual violence against women, dowry deaths, lack of adequate representation of women in politics and other realms of public life. In 1974 a report was released highlighting the status of women in Indian Society - "Towards Equality". It came as a reality check for the policymakers and the government on the actual status of women in the country's social scenario. Following it, government suggested several measures for improving their conditions and to uplift their status in "A Blueprint of Action Points and National Plan of Action for Women 1976"⁶⁸.

On the front of civil society, the Self - Employed Women's Association (SEWA) was formed in Ahmedabad in 1972. It was of women involved in different trades but shared a number of

⁶⁵ Rekha Pande, The history of feminism and doing gender in India *Revista Estudos Feministas* (2018), <https://www.scielo.br/j/ref/a/8P9WsYWjNVs4VDnMrhVqmcs/?lang=en#:~:text=In%20the%20post%20independence%20period%2C%20the%20women's%20movement%20has%20concerned,representation%20in%20the%20media%20etc.> (Accessed May 11, 2022).

⁶⁶ Ibid.

⁶⁷ Supra note 64.

⁶⁸ Supra note 64.

common issues such as - low earnings, poor working conditions, harassment etc⁶⁹. Thus it aimed at improving working conditions of women⁷⁰.

Women, not just rose on women specific issues, but also led movements against corruption, price rise, and in demanding famine relief.

In the period from 1975 to present there was an increase in NGOs working for women welfare. The issues took up include - Liquor, Missing girl children, violence against women, etc⁷¹. In this period Mathura Rape case⁷² was decided, which involved the rape of a tribal girl by police officials in the premise of Police stations. This case brought in light the taboo attached to Pre-marital sex as Supreme court, based on “2 finger test” ruled that she was habituated to sex and lured policemen to copulate and cried foul after coming out of the station premises⁷³. Although the case went in favour of policemen but the subsequent protests led the government to amend the relevant provisions of the law.

Further, voices were raised against the liquor which was connected with the domestic violence- Anti Arrack movement. Women were also actively involved in the ecological activism and Chipko movement is a case in point.

This period also saw the institutionalisation of causes of women when the government started doling out funds for their betterment in various Five-Year Plans. And it was the Eighth FYP (1992-1997) which shifted from ‘development’ to ‘empowerment’ by introducing special programmes⁷⁴.

Simultaneously, the National Commission for women was formed in 1992 to dedicatedly cater to their issues and challenges. The 73rd and 74th Constitution (Amendment) Acts provided for

⁶⁹ Women’s movements in India after independence, Your Article Library (2014), <https://www.yourarticlelibrary.com/essay/womens-movements-in-india-after-independence/32974> (Accessed May 11, 2022).

⁷⁰ Ibid

⁷¹ Supra note 64.

⁷² Tuka Ram And anr. vs State of Maharashtra, 1979 AIR 185, 1979 SCR (1) 810,

Jyoti Yadav, A rape forgotten-50 years ago, Mathura was denied justice. then society betrayed her The Print (2023), <https://theprint.in/the-fineprint/a-rape-forgotten-50-years-ago-mathura-was-denied-justice-then-society-betrayed-her/972230/> (Accessed Aug 23, 2023).

⁷³ Nishtha Shanti, The Mathura rape case of 1972: A watershed moment in India’s rape laws Feminism in India (2021), <https://feminisminindia.com/2021/09/02/mathura-rape-case-1972-watershed-moment-india-rape-laws/> (Accessed Dec 23, 2023).

⁷⁴ Supra note 64.

the framework for Panchayat and Municipalities in the country and they also provided for the reservation for women in these bodies. In addition to these various other schemes were launched in this period to uplift and improve their lot.

Whether it's in acquiring skills or in financing their businesses or in providing education, the efforts has been comprehensively designed to bring them on equal footing as men. Much has been done and more is required to be done in the field of promoting their welfare and larger interests.

CENTRAL GOVERNMENT SCHEMES FOR WOMEN WELFARE

1. NATIONAL POLICY FOR THE EMPOWERMENT OF WOMEN (2001)⁷⁵

In the light of the international agreements which India ratified, it became imperative on part of the government to lay out the policy for women. The Mexico Plan of Action, the Nairobi Forward Looking Strategies, the Beijing Declaration, etc were all endorsed by India. Also this policy took note of the Five Year Plans and their intention for the welfare of women. The goal of this Policy is to bring about the advancement, development and empowerment of women. The Policy will be widely disseminated so as to encourage active participation of all stakeholders for achieving its goals.

Specifically, the objectives of this Policy included

“(i) Creating an environment through positive economic and social policies for full development of women to enable them to realise their full potential

(ii) The de-jure and de-facto enjoyment of all human rights and fundamental freedom by women on equal basis with men in all spheres – political, economic, social, cultural and civil

(iii) Equal access to participation and decision making of women in social, political and economic life of the nation

(iv) Equal access to women to health care, quality education at all levels, career and vocational guidance, employment, equal remuneration, occupational health and safety, social security and public office etc.

⁷⁵ National policy for women empowerment ministry of women & child development, Home (1970), <https://wcd.nic.in/womendevlopment/national-policy-women-empowerment> (Accessed Aug 27, 2023).

(v) Strengthening legal systems aimed at elimination of all forms of discrimination against women

(vi) Changing societal attitudes and community practices by active participation and involvement of both men and women.

(vii) Mainstreaming a gender perspective in the development process.

(viii) Elimination of discrimination and all forms of violence against women and the girl child; and

(ix) Building and strengthening partnerships with civil society, particularly women's organisations".

The policy covers varied dimensions related to women among which the following deserves special focus :

1. Women in Difficult Circumstances

Measures and initiatives to offer women with specific support were implemented in consideration of the variety of women's circumstances and the needs of particularly disadvantaged groups. These groups include widows who are disabled, elderly women, single women in challenging situations, women in charge of households, those who are displaced from their jobs, migrants, women who are victims of domestic abuse, destitute women, women in conflict situations, women affected by natural disasters, women in less developed regions, etc..

2. Violence against women

Physical and psychological abuse of women, whether it occurs in the home or in society, and whether it results from accepted norms, traditions, or customs, must all be successfully addressed in order to reduce its occurrence. Institutions, procedures, and support networks will be developed and reinforced in order to prevent this kind of violence, which includes workplace sexual harassment and traditions like dowries; to assist victims of violence in getting well; and to successfully prosecute those who commit such acts. Additionally, initiatives and strategies aimed at combating the trafficking of women and girls will receive particular attention.

NATIONAL MISSION FOR EMPOWERMENT OF WOMEN (2011-12)⁷⁶

The mission was brought with the aim to attain comprehensive and holistic empowerment of women. The efforts of the government towards empowerment spanned multiple sectors of governance and by this mission they intended to bring convergence.

The objective of the scheme is - strengthen the processes that promote holistic development of women, gender equality and gender justice through inter-sectoral convergence of programmes impacting women, forging synergy amongst various stakeholders and creating an enabling environment conducive to social change⁷⁷.

ONE STOP CENTRE SCHEME

It is a centrally sponsored scheme for addressing violence against women. It comes under the National Mission for Empowerment of Women. It aims to provide support and assistance to women facing violence either in private or public space. The funding will be done from the “Nirbhaya Fund”.

SAKHI NIWAS SCHEME (formerly WORKING WOMEN HOSTELS SCHEME)⁷⁸

This scheme was aimed keeping in mind the needs of women who go to cities in search of employment. In order to make their transition hassle free this programme was introduced. It aims to provide safe and conveniently located accommodation for working women, with day care facilities for children. This intends to encourage women to move out of their homes and work in other places and find empowerment through employment.

MAHILA POLICE VOLUNTEERS SCHEME⁷⁹

In the light of the Gender based violence in public and private spaces and the inability and hesitancy on part of women to approach police authorities for help and support, this scheme

⁷⁶National Mission for Empowerment of Women (NMEW): India Science, Technology & Innovation, India Science, Technology & Innovation - ISTI Portal, <https://www.indiascienceandtechnology.gov.in/st-visions/national-mission/national-mission-empowerment-women-nmew> (Accessed Nov 28, 2023).

⁷⁷ Ibid

⁷⁸ Scheme for Working Women Hostel, https://wcd.nic.in/sites/default/files/Working%20Women%20Hostel_about_revised_about.pdf (Accessed Sep 26, 2023).

⁷⁹ Mahila Police Volunteers (MPVs) - Ministry of Women ..., [https://wcd.nic.in/sites/default/files/final Special Mahila Police.pdf](https://wcd.nic.in/sites/default/files/final%20Special%20Mahila%20Police.pdf) (Accessed Oct 13, 2023).

was introduced to serve as a public-police interface in order to tackle and report crimes against women. “MPVs are envisaged as empowered, responsible, socially aware women for fostering leadership in local settings to facilitate police outreach on gender concerns. They will be an interface between the society and police”⁸⁰. They will facilitate reporting of violence against women.

MAHILA SHAKTI KENDRAS⁸¹

This scheme was announced in the budget speech of 2017-18. It aims to provide “ one stop convergent support services for empowering rural women with opportunities for skill development, employment, digital literacy, health and nutrition”⁸². It will provide an interface for rural women to approach the government for availing their entitlements. The objective will be to provide them with equal access to healthcare, quality education , vocational training, social security and digital literacy.

SWADHAR GREH AND UJJAWALA SCHEME

These are the schemes which are the focus of this project and the details regarding these schemes are provided in Chapter 1. It provides for the residential homes for women coming from various backgrounds and the study is on the status and effectiveness of these homes.

MISSION SHAKTI⁸³

It’s an integrated women empowerment programme as an umbrella scheme for the safety, security and empowerment of women⁸⁴. It was launched in 2022. Under it, there are two subschemes - 1. ‘Sambal’ and, 2. Samarthya.

‘Sambal’ is for ensuring safety and security of women. The scheme which are covered under it are - One Stop Centre, Women Helpline, Beti Bachao Beti Padhao. In addition to the convergence of existing schemes, there is a new scheme too which is introduced - **NARI**

⁸⁰ Ibid.

⁸¹ Mahila Shakti Kendra Scheme, [https://wcd.nic.in/sites/default/files/Mahila Shakti Kendra Scheme.pdf](https://wcd.nic.in/sites/default/files/Mahila%20Shakti%20Kendra%20Scheme.pdf). (Accessed Oct 11, 2023).

⁸² Ibid.

⁸³ Mission shakti guidelines (2022), [https://wcd.nic.in/sites/default/files/Mission Shakti Guidelines - issued_0.pdf](https://wcd.nic.in/sites/default/files/Mission%20Shakti%20Guidelines%20-%20issued_0.pdf) (Accessed Aug 11, 2023).

⁸⁴ Ibid.

ADALATS - it facilitates alternative dispute resolution and gender justice in society and within families⁸⁵.

‘Samarthya’ covers Ujjawala Homes, Swadhar Greh and Working Women Hostel, Pradhan Mantri Vandana Yojana and ICDS. The services and activities involved are -

1. National toll free number for immediate and emergency services,
2. Integrated services - temporary shelter, legal aid, psycho-social counselling, medical assistance, etc through One stop Centres,
3. Behaviour change communication for preventing crimes against women - engaging with men and boys to counter violence against women.

OBJECTIVES⁸⁶

- i. Provide immediate and comprehensive continuum of care, support and assistance to women affected by violence and for those in distress;
- ii. To put in place quality mechanisms for rescue, protection and rehabilitation of women in need of assistance and victims of crime and violence;
- iii. To improve accessibility to various government services available for women at various levels;
- iv. Making people aware about Government schemes and programmes as well as legal provisions to fight social evils like dowry, domestic violence, Sexual Harassment at Workplace and to promote gender equality etc.
- v. Capacity building and training of functionaries/ duty bearers under various schemes/ Legislations;
- vi. Collaboration with partner Ministries/ Departments/ States/ UTs for convergence of policies, programmes/ schemes and to create an enabling environment for public private partnership for safety and empowerment of women across sectors.
- vii. Create awareness among masses for inducing positive behavioural change towards women and girls.
- viii. To prevent gender-biassed sex selective elimination; to ensure survival, protection, education and development of the girl child.

⁸⁵ Ibid at 80.

⁸⁶ Ibid at 80.

STATE GOVERNMENT SCHEMES

In addition to the efforts on part of the Central government, the state governments are also contributing towards empowerment of women. In the centrally sponsored schemes they are contributing along with the Central Government and along with it, they are implementing the state level schemes too, to supplement the efforts of the Union government.

GUJARAT

TABLE 2.2 : ONGOING SCHEMES IN STATE OF GUJARAT⁸⁷

SCHEME	DESCRIPTION
GANGA SWARUPA : FINANCIAL AID SCHEME (1979)	FINANCIAL AID PROVIDED TO WIDOWS
MULTI-PURPOSE WOMEN WELFARE CENTRES SCHEME (2006)	PROVIDE GUIDANCE AND SUPPORT TO WOMEN. PROVIDING INFORMATION ON SOCIAL, LEGAL, ECONOMICAL MATTERS.
WIDOW TRAINING	VOCATIONAL TRAINING TO DESTITUTE WIDOWED WOMEN BETWEEN AGE OF 18-50
MAHILA MANDAL	VOCATIONAL TRAINING TO ILLITERATE, DESTITUTE OR UNEMPLOYED WOMEN
FAMILY COUNSELLING CENTRE	TO SOLVE PROBLEMS RELATED TO FAMILY DISPUTES OR SOCIAL ISSUES
PREVENTIVE RESCUE CENTRE	SHELTER TO WOMEN IN CONFLICT WITH SOCIETY AND PROVIDED WITH LEGAL, HEALTH, EDUCATIONAL SUPPORT
181 ABHAYAM MAHILA HELPLINE	GUIDANCE TO WOMEN FACING VARIOUS KINDS OF VIOLENCE.

⁸⁷ WCD, <https://wcd.gujarat.gov.in/> (Accessed Feb 11, 2024).

STATE RESOURCE CENTRE FOR WOMEN	FACILITATES GOVERNMENT AND STAKEHOLDERS TO IMPLEMENT GENDER SENSITIVE PROGRAMMES
---------------------------------	--

Table No. 2.2: Ongoing Schemes in State of Gujarat⁸⁸

RAJASTHAN

TABLE 2.3 : ONGOING SCHEMES IN STATE OF RAJASTHAN

SCHEME	DESCRIPTION
UDAAN SCHEME (2021)	DISTRIBUTION OF SANITARY PADS TO WOMEN
INDIRA MAHILA SHAKTI PRASHIKSHAN EVUM KAUSHAL SANVARDHAN YOJANA (2019)	75000 WOMEN OR GIRLS WILL BE GIVEN FREE COMPUTER TRAINING
INDIRA MAHILA SHAKTI LEKHA PRASHIKSHAN YOJANA (2019)	5000 WOMEN WILL BE TRAINED IN ACCOUNTING
INDIRA MAHILA SHAKTI KAUSHAL SAMARTH YOJANA (2019)	10,000 WOMEN TO BE IMPARTED SKILLS TRAINING
SWAVALAMBAN YOJANA	TO IMPROVE LIVING STANDARD OF POOR WOMEN, WIDOWS, SEPARATED WOMEN AND RURAL WOMEN
SANJHA ABHIYAAN	PREVENT CHILD MARRIAGES AND CATALYSE GIRLS' EDUCATION AND DEVELOPMENT
GARIMA BALIKA SANRAKSHAN EVAM SAMMAN YOJANA (2016)	TO REWARD AND RECOGNISE EFFORTS IN PROTECTING THE GIRL CHILD

Table No. 2.3: Ongoing Schemes in State of Rajasthan

⁸⁸ WCD, <https://wcd.gujarat.gov.in/>. (Accessed Feb 11, 2024).

TAMIL NADU

TABLE 2.4 : ONGOING SCHEMES IN STATE OF TAMIL NADU⁸⁹

SCHEMES	DESCRIPTION
MOOVALUR RAMAMIRTHAM AMMAIYAR NINAIVU MARRIAGE ASSISTANCE SCHEME	HELP POOR PARENTS GET THEIR DAUGHTER MARRIED
EVR MANIAMMAIYAR NINAIVU MARRIAGE ASSISTANCE SCHEME FOR DAUGHTERS OF POOR WIDOWS	HELP POOR WIDOW MOTHERS FACING FINANCIAL HARDSHIP BY PROVIDING FINANCIAL ASSISTANCE FOR MARRIAGE OF THEIR DAUGHTERS
DHARMAMBAL AMMAIYAR NINAIVU WIDOW REMARRIAGE ASSISTANCE SCHEME	ENCOURAGE WIDOW REMARRIAGE AND REHABILITATION
GOVERNMENT SERVICE HOME	PROVIDE INSTITUTIONAL CARE TO WIDOWS, DESTITUTE AND DESERTED WOMEN
SATHIYAVANI MUTHU AMMAIYUR NINAIVU FREE SUPPLY OF SEWING MACHINE SCHEME	SEWING MACHINE SUPPLIED FREE OF COST TO INCREASE SELF EMPLOYMENT AMONG DESTITUTE WOMEN, WIDOWS.

Table No. 2.4: Ongoing Schemes in State of Tamil Nadu

ASSAM

TABLE 2.5 : ONGOING GOVERNMENT SCHEMES OF STATE OF ASSAM

SCHEMES	DESCRIPTION
RAJIV GANDHI SCHEME FOR EMPOWERMENT OF ADOLESCENT GIRLS - SABLA (2011)	COMPREHENSIVE SCHEME FOR ADOLESCENT GIRLS - SKILLS, EDUCATION, ETC.
HOMES FOR DESTITUTE WOMEN	PROVIDE SHELTER TO DESTITUTE WOMEN INCLUDING WIDOWS
STATE RESOURCE CENTRE FOR	A ONE STOP CENTRE FOR

⁸⁹ Social Welfare Schemes, Social Welfare Schemes | Chennai District | India, <https://chennai.nic.in/departments/social-welfare-sw/#17> (Accessed Feb 11, 2024).

WOMEN	PROVIDING SCHEMES' BENEFITS TO WOMEN
NA-BOWARI SCHEME	ONE TIME FINANCIAL ASSISTANCE TO MARRIED WOMEN OF POOR FAMILIES

Table No. 2.5: Ongoing Government Schemes in State of Assam

CHHATTISGARH

TABLE 2.6: ONGOING GOVERNMENT SCHEMES OF STATE OF CHHATTISGARH⁹⁰

SCHEMES	DESCRIPTION
MUKHYAMANTRI SWALAMBAN YOJNA	PROFESSIONAL TRAINING TO WOMEN IN ORDER TO MAKE THEM SELF-DEPENDENT
MAHILA SAMAKHYA SCHEME	EDUCATE AND EMPOWER RURAL WOMEN FROM SOCIO-ECONOMICALLY MARGINALISED SECTION
SHAKTI SWARUPA YOJANA	FINANCIAL ASSISTANCE TO DESTITUTE WIDOWS AND DIVORCED WOMEN.

Table No. 2.6: Ongoing Government Schemes in State of Chhattisgarh

CONCLUSION

With the country marching towards achieving the Sustainable Development Goals and eyeing the top spot in World, it is important the other half section of the population is not left behind and therefore the efforts which began even before the independence find culmination with the active involvement of women in the nation building. And towards that endeavour, we need to focus on vulnerable section among them and try to uplift them, not just economically, but also politically and psychologically.

⁹⁰Rajesh Kumar & Karan, Chhattisgarh Govt Schemes 2024 list, latest Sarkari Yojana PDF सरकारी योजना (2022), <https://sarkariyojana.com/chhattisgarh/> (Accessed Jan 23, 2023), see also - TecvoloLabs, 7 ways in which Chhattisgarh is educating and empowering women: Bloombergquint 7 Ways in Which Chhattisgarh is Educating and Empowering Women | BloombergQuint, <https://www.bqprime.com/labs/chhattisgarh/ridethegrowth/7-ways-in-which-chhattisgarh-is-educating-and-empowering-women.html> (Accessed Feb 11, 2024).

CHAPTER- III
GLOBAL PRACTICES IN ‘WOMEN’S REHABILITATION’
DOMAIN
LEARNINGS FROM THE BEST

After discussing the developments which occurred in India and the ongoing schemes in various states of India, the focus of this chapter will be on the programs which are run in certain countries from which India can learn and emulate to make its own women rehabilitative scheme effective. The countries taken for examination are the ones which topped the 2023 World Economic Forum’s Global Gender Gap Index. It implies that these countries have the least gap in terms of human development among their men and women citizens.

The Global Gender Gap Index measures the progress made towards gender parity in four important areas: political empowerment, health and survival, educational attainment, and economic participation and opportunity. Since its debut in 2006, it has been the longest-running index monitoring the development of several nations' efforts to close these gaps over time. The Global Gender Gap Index's 17th edition this year benchmarks gender parity across 146 nations, serving as the foundation for thorough cross-country analysis⁹¹. Additionally, 102 nations that have appeared in each index edition since 2006 might be examined to create a sizable consistent sample for time-series research. The Global Gender Gap Index calculates scores on a scale from 0 to 100 and represents the progress made towards parity. Further, examining a subset of 102 countries included in every edition of the index since 2006 provides a sizeable constant sample for time-series analysis. The Global Gender Gap Index measures scores on a 0 to 100 scale and can be interpreted as the distance covered towards parity (i.e., the percentage of the gender gap that has been closed). Cross-country comparisons support identifying the most effective policies to close gender gaps. To serve as a compass to track progress on relative gaps between women and men in health, education, economy and politics⁹².

⁹¹ (2023) *WEF_GGGR_2023.pdf* - *weforum* - *the world economic forum*. Available at: https://www3.weforum.org/docs/WEF_GGGR_2023.pdf (Accessed 17 August 2022).

⁹² Stjornarradid, https://www.stjornarradid.is/library/01--Frettatengt---myndir-og-skrar/UTN/Skyrsla%20utanrikisradherra_april%202018_Final.pdf (Accessed Dec 23, 2022).

Below, are the Top 5 countries in the rankings and their respective women rehabilitative schemes. However various studies point to the direction that the achievers of the report had a well- developed socio-economic empowerment base for the women of the countries, therefore the level of engagement of the government with the civil society stakeholders comes out to be limited with no major policy being seen. This leaves the National and International organisations being the active players. Also, the developmental scenario being quite distinct from developing countries such as India, the kind of actions and policies to be seen in countries such as India is not to be seen in these countries. However, there are some notable examples from across the globe which can throw light on the policies which are taken to address issues similar to India.

Before we delve deep into the instances and programmes from the across the globe, here are the programmes and policies of the Top 5.

ICELAND:

1. The Women's Shelter (WS):

This scheme provides shelter to women and children at times of violence when their own homes and shelters are not safe. Various officials work at the center. These include Managers for various purposes, lawyers, social workers and counsellors from various backgrounds such as sociology, criminology, psychology, etc. There is closer collaboration with various welfare services of the state⁹³.

Such a setup is a learning for our programs as the Homes have presence of lawyers and the counsellors come from varied humanities background which provide an all-encompassing support to the women in shelter homes.

2. The Red Cross in Iceland:

The Icelandic Red Cross is involved in various programs like Women's Group, Open House, Youth Club and Language Classes, to support vulnerable individuals, including women facing difficult circumstances. They offer social services to people in crisis, internationally, for e.g.

⁹³

Stjornarradid, https://www.stjornarradid.is/library/01--Frettatengt---myndir-og-skrar/UTN/Skyrsla%20utanrikisradherra_april%202018_Final.pdf (Accessed Aug 31, 2023).

their “Open Home” in Belarus, Europe, has contributed to social wellbeing of 89% of its guests⁹⁴.

3. Stígamót:

Stígamót is an Icelandic organization that provides support and counselling to family members of and to the survivors of sexual violence. They offer presentations at schools, social groups and to the public as well to increase awareness and prevent abuse from happening at a young age⁹⁵.

2. NORWAY:

1. The Directorate for Children, Youth, and Family Affairs (Bufdir):

Bufdir is a government agency responsible for family and gender equality issues. They offer child protection services as well as family protection services on behalf of the state. They aim to equalize the differences in living conditions so that everyone can have the same opportunities to participate in the society regardless of age, sexual identity or gender identity at a functional level. They provide funding, oversight, and support for women's shelters and other services promoting gender equality⁹⁶.

2. Equal Opportunities Act (Likestillingsloven):

Norway has legislation to promote gender equality in the workplace, ensuring women have equal employment and advancement opportunities in various sectors.⁹⁷

3. Introduction Program for Refugees and Immigrants:

Norway has programs designed to help refugees and immigrant women integrate into society, which include language courses, job training, and other support services⁹⁸.

The active support and funding of State can be seen from the existence of the Language courses given. It is, majorly, provided to refugees to get acquainted with the local language. But

⁹⁴ Annika Nilsson, Cecilia M Ljungman and Dzmitry Markusheuski, Icelandic CSO Evaluation: Icelandic Red Cross Support in Belarus, pg. 4 (8 January 2018).

⁹⁵ Information in English about Stígamót, <https://stigamot.is/languages/english/> (last visited Sep 20, 2023).

⁹⁶ The situation of women and girls in Norway - UNECE, https://unece.org/fileadmin/DAM/Gender/Beijing_20/Norway.pdf (last visited Sep 2, 2023).

⁹⁷ Report submitted by Iceland pursuant to Article 68, paragraph ..., <https://rm.coe.int/grevio-inf-2021-9-state-report-iceland/1680a3b9e2> (last visited Sep 3, 2023).

⁹⁸ Empowerment and rehabilitation of women (as victims of ..., https://www.unodc.org/pdf/india/publications/inventory_of_Schemes_and_Programmes/05_section3.pdf (Accessed Jul 11, 2023).

policymakers in India can take cue from it to add the language courses in the vocational training programs conducted in the Swadhar Greh and Ujjawala Homes so that it can add to these women employable skills.

4. Gender Equality and Anti-Discrimination Ombud (LDO):

This government agency works to combat discrimination and promote equal opportunities for all, including women. It provides information and advice on discrimination issues and enforces anti-discrimination laws⁹⁹.

3. FINLAND

1. Women's Shelters (Naisten Linja):

Finland has a network of women's shelters that offer temporary accommodation and support for women and children who are domestic violence and abuse victims. It specializes in intimate partner violence, psychological violence, digital violence, online harassment and sexual abuse. The women on call are trained volunteers, who can also support in creating a safety plan or guide the needy women. These shelters provide a safe environment and counselling services¹⁰⁰.

2. The Ministry of Social Affairs and Health (Sosiaali- ja terveystieteiden ministeriö):

The Ministry oversees and implements social and health policies in Finland. It provides funding and support for initiatives related to women's welfare, including domestic violence prevention and support for survivors.

The character of the services is a preventive one so that the issue of domestic violence can be dealt at its roots and women are not forced to leave homes and roam as destitute.

3. Anti-Discrimination Ombudsman (Yhdenvertaisuusvaltuutettu):

This government agency is responsible for promoting equality and non-discrimination. It acts as a national Reporter of human trafficking, a Reporter of violence against women and a supervisor of deportation enforcement. Its tasks also include promoting the rights and status of foreigners. It works to prevent and address gender-based discrimination in various aspects of life, including employment and education¹⁰¹.

⁹⁹ Sina Wittlund & Thomas Lorentzen, Changes in health-related rehabilitation trajectories following a major Norwegian welfare reform - BMC public health BioMed Central (2023), <https://bmcpublihealth.biomedcentral.com/articles/10.1186/s12889-023-16272-9> (Accessed Nov 23, 2023).

¹⁰⁰ WomenWatch - Finland: National action plan, UNITED NATIONS, <https://www.un.org/womenwatch/confer/beijing/national/finisnap.htm> (Accessed Sep 24, 2023).

¹⁰¹ Front page | non-discrimination ombudsman, <https://syrjinta.fi/en/front-page> (Accessed Sep 23, 2023).

4. Immigrant Integration Programs:

Finland offers programs and services to help immigrant women integrate into society, including language courses, job training, and support for finding employment.

These countries largely being developed countries, the rehabilitative and shelter requirements are majorly required by the immigrants and the facilities they provide to these women is an example to emulate in the way there is active support to provide employment, not just at the point of training, but also at point of the employment opportunity.

NEW ZEALAND

1. Women's Employment Action Plan:

It provides actions to improve the employment pathways for women who are marginalised in the labour market, in particular wāhine Māori, Pacific women, young and older women, disabled women, women who are former refugees and recent migrants, and the LGBTQIA+ community.

This is a way to improve conditions for women from a different end. It helps the vulnerable and marginalized women at the end of the employment scenario.

2. Te Rito: New Zealand Family Violence Prevention Strategy:

It targets preventing violence against women of all ages, focusing on preventing abuse of a spouse/partner, child, or older person. It aims to bring about attitudinal change by encouraging intolerance of violence in families and ensuring that members of society, including men and boys, understand the dimensions and manifestations of violence and play their part in preventing it¹⁰².

This programme as earlier discussed with the similar programme focusses on the preventive aspect and deals with destitution and vulnerability of women at the point of its genesis. It ensures that women are not marginalized at homes.

SWEDEN:

¹⁰² (2004) *New Zealand - english - the united nations*. Available at: <https://www.un.org/womenwatch/daw/Review/responses/NEW-ZEALAND-English.pdf> (Accessed 23 May 2023).

1. National Board of Health and Welfare (Socialstyrelsen):

The National Board of Health and Welfare works to ensure good health, social welfare and high-quality health and social care on equal terms for the whole Swedish population. Their activities concern social services, health and medical care, and communicable disease prevention. This is to distribute SEK 100 million in 2020 to civil society organizations that work with children in vulnerable situations, women exposed to violence, and children¹⁰³.

2. Swedish Gender Equality Agency:

It provides government grants to women's mobilisation, gender equality projects and prevention of men's violence against women in Sweden. An important part of the mandate is supporting implementation and monitoring of Sweden's national ten-year strategy to prevent and combat men's violence against women, including female genital mutilation, honour-related violence and oppression, as well as prostitution and trafficking in human beings. The agency requires close cooperation with other government agencies, county councils, regions, municipalities, and civil society¹⁰⁴.

We can also look at the practices in **Thailand**; which has been facing the ills of commercial sexual exploitation for decades along with other South-east Asian nations. In order to combat trafficking among women and children certain Acts and policies were adopted. Following are some of them¹⁰⁵:

- National Policy and Plan of Action for the Prevention and Eradication of Commercial Sexual Exploitation of Children.
- The Prevention and Suppression of Prostitution Act (1996)
- The Measures in Prevention and Suppression of Trafficking in Women and Children Act (1997)

These laws along with the subsequent amendments decriminalized prostitution and began treating them as 'Victims', instead of criminals. Along with this, the government approached the issue from 2 perspectives – Prevention and Protection.

¹⁰³ *The Equality Ombudsman (DO)* (no date) *Regeringskansliet*. Available at: <https://www.government.se/government-agencies/equality-ombudsman-do/> (Accessed 10 March 2023).

¹⁰⁴ *Front page | non-discrimination ombudsman*. Available at: <https://syrjinta.fi/en/front-page> (Accessed 11 January 2024).

¹⁰⁵ (2000) *Combating trafficking in south-East Asia - Shram.org*. Available at: <https://www.shram.org/uploadFiles/20180227104441.pdf> (Accessed 11 April 2023).

Under preventive scheme, the government ensures that capacity building brings women and children out of the poverty and destitution intending that this approach will avoid them falling in the circumstance where they would go towards prostitution. This area includes schemes on residential homes, education and skill training.

Under protection scheme, the government along with the NGOs keep a vigil and rehabilitate them which follows almost similar pattern as followed under Ujjawala scheme in India.

In case of **Bangladesh**, it has Centre for Training and Rehabilitation for Destitute Women¹⁰⁶. The centre is focused on their work to alleviate the suffering of women who are stuck in varied circumstances which includes- those who are sexually exploited, helpless and abandoned, socially excluded and mentally depressed.

The aid and help accorded to the vulnerable include – shelter support as is given by India in Swadhar Greh and Ujjawala schemes,

- Other associated care related to health, education, etc.
- Ensure they get better employment opportunities.

Conclusion

All in all, having briefly discussed the programs, what can be perceptibly observed is the active involvement of state and its officials with the shelter homes or at the point where women are prone to become destitute and marginalized. The efforts are not just to materially uplift women but to also to make them believe that they are empowered lot. The actions are to uplift them psychologically. With the presence of counsellors from varied backgrounds to the involvement at the point where they are going to get employed. From giving language courses as part of imparting employable skills to being alert at the household level and to help them against domestic violence, it's clear that the intention is to ensure that they become self sufficient and to ensure that they never need anyone's support to achieve what they aspire.

The schemes coming from the Scandinavian countries are a model to emulate in terms of the essence and to make our women psychologically and spiritually independent and empowered.

¹⁰⁶ Center for training and rehabilitation for Destitute Women (CTRDW) (no date) HEED Bangladesh. Available at: <https://heed-bangladesh.com/case/center-for-training-and-rehabilitation-for-destitute-women-ctrdw/#:~:text=CTRDW%20was%20established%20in%201981,for%20this%20center%20in%202003.> (Accessed 15 March 2023).

CHAPTER- IV
DATA ANALYSIS AND FINDINGS

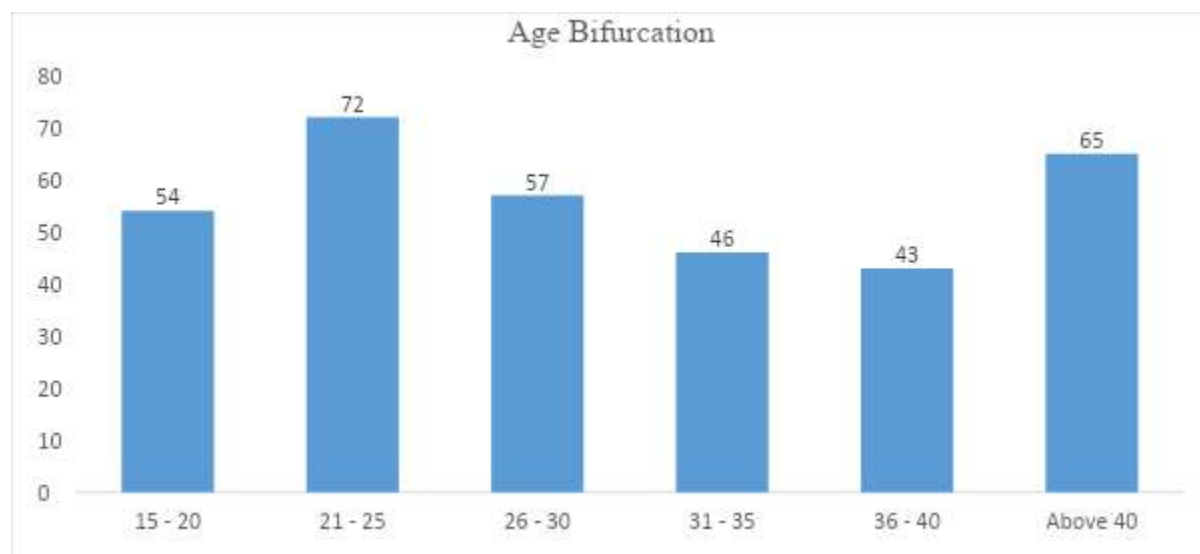
PART A – RESIDENT RESPONSES

Swadhar Greh were established to provide temporary accommodation, maintenance and rehabilitative services to women and girls rendered homeless due to family discord, crime, violence, mental stress, social ostracism or are being forced into prostitution and are in mortal danger. Ujjawala is a comprehensive scheme that was launched in 2007 to combat trafficking and it provides for Prevention, Rescue, Rehabilitation, Re-Integration and Re-Patriation of victims trafficked for commercial sexual exploitation and for such purposes, Ujjawala Homes are also established.

OBJECTIVE 1

TO UNDERSTAND THE STATUS OF ESTABLISHMENT AND FUNCTIONING OF THE TARGETED SWADHAR GREH AND UJJAWALA HOMES IN SELECTED STATES.

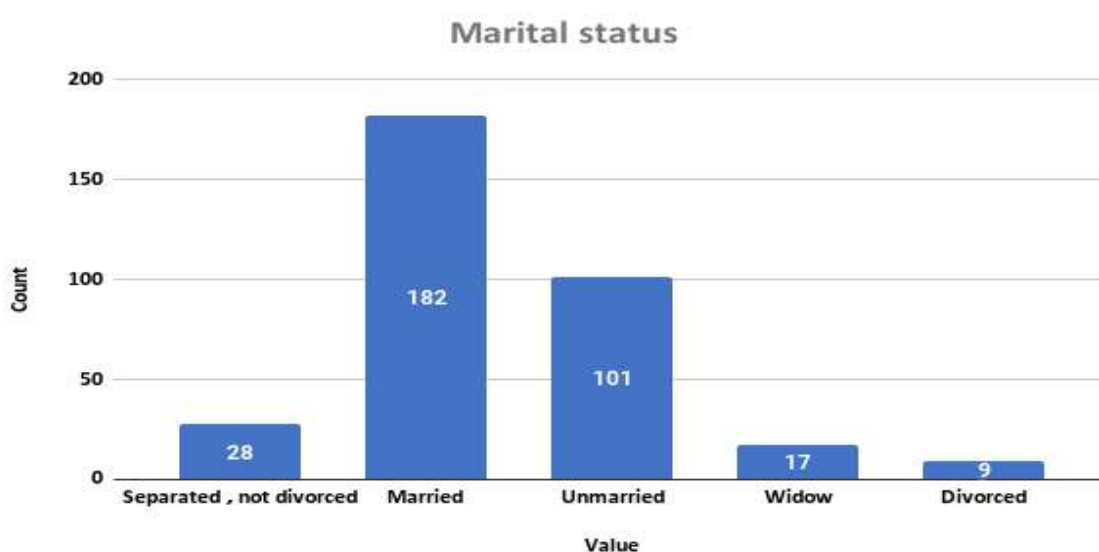
Age, Marital Status and Age when residents got married



Graph No. 4.1.1: Bifurcation of resident's age when they got married (Swadhar Greh)

States	Age Groups						Grand Total
	15 - 20	21 - 25	26 - 30	31 - 35	36 - 40	Above 40	
Chhattisgarh	6		3	2			11
Gujarat	6	3	12	2	5	8	36
Rajasthan	8	23	10	15	8	7	71
Tamil Nadu	34	46	32	27	30	50	219
Grand Total	54	72	57	46	43	65	337

Table 4.1.1: Resident's age when they got married (Swadhar Greh)



Graph No. 4.1.2: Marital Status of Residents (Swadhar Greh)

Marital status state-wise						
States	Divorced	Married	Separated, not divorced	Unmarried	Widow	Grand Total
Chhattisgarh		1		10		11
Gujarat	4	8	10	12	2	36
Rajasthan	5	38	7	16	5	71
Tamil Nadu		135	11	63	10	219
Grand Total	9	182	28	101	17	337

Table 4.1.2: Marital Status of Residents- State Wise (Swadhar Greh)

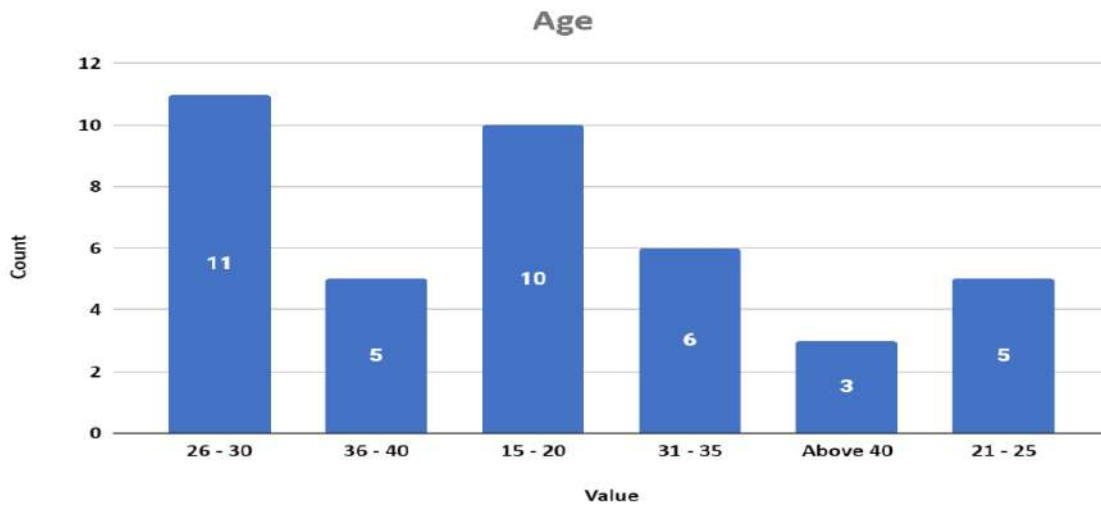
The survey included 219 Swadhar Greh residents from Tamil Nadu out of which 15.52% residents in the 15-20 years age group, 21% in the 21-25 years age group, 14.61% in the 26-30 years age group, 12.32% in the 31-35 years age group, 13.69% in the 36-40 years age group and 22.83% residents were above 40 years of age. Out of the 219 residents, 61.64% residents were married, 5.02% were separated, but not divorced, 28.76% residents were unmarried and 4.56% residents were widow. 10.50% residents got married when they were in the age group of 15-18, 17.80% got married between 18-21 years of age, 70.32% residents got married after they attained the age of 21 however 1.36% residents stated that they got married when they were under the age of 15.

In the state of Gujarat, total 36 residents of Swadhar Greh were part of the survey. Out of the 36 residents, Gujarat has 16.67% residents in the 15-20 age group, 8.33% in the 21-25 age group, 33.33% in the 26-30 age group, 5.56% in the 31-35 age group, 5.56% in the 36-40 age group and 22.22% residents were above 40 years of age. Out of the 36 residents, 11.11% residents were divorced, 22.22% residents were married, 27.78% were separated, but not divorced, 33.33% residents were unmarried and 5.56% residents were widow. 25% residents got married when they were in the age group of 15-18, 16.67% got married between 18-21 years of age, 52.78% residents got married after they attained the age of 21 however 5.56% residents stated that they got married when they were under the age of 15.

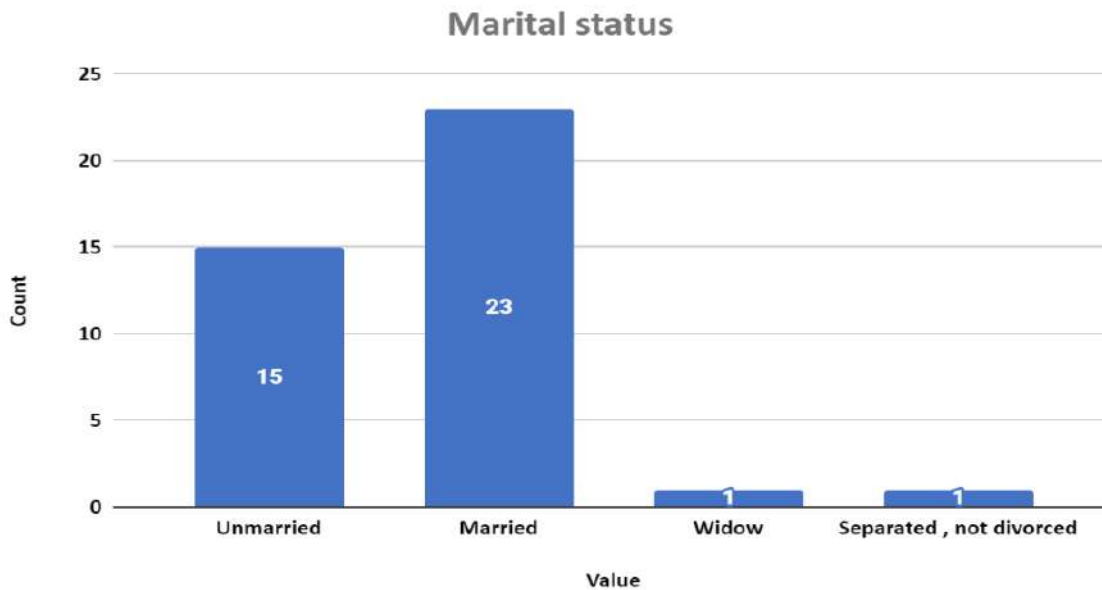
In Chhattisgarh, 11 residents from Swadhar Greh were part of the survey. Of the 11 respondents of Chhattisgarh, 54.55% residents were in the 15-20 age group, 27.27% residents were in the 26-30 age group and 18.18% were in the 31-35 age group. Out of the 11 residents, 9.09% resident was married and 90.90% unmarried. The age group of marriage of these residents was above 21 years for 90.90 % residents and below 15 years for 9.09% resident.

In Rajasthan, 71 residents from Swadhar Greh were part of the survey. Rajasthan has the highest number of residents 32.394% in the 21-25 age group followed by 21.12% in the 31-35 age group, 14.08% in the 26-30 age group, 11.26% in the 15-20, 11.26% in 36-40 age group and 09.85% are above 40 years of age. Out of the 71 residents, 07.04% residents were divorced, 53.52% residents were married, 09.85% were separated, but not divorced, 22.53% residents were unmarried and 07.04% residents were widow. 32.39% residents got married when they were in the age group of 15-18, 19.71% got married between 18-25 years of age, 35.21%

residents got married after they attained the age of 21 however 9.86% residents stated that they got married when they were under the age of 15.



Graph No. 4.1.3: Bifurcation of resident’s age when they got married (Ujjawala home)



Graph No. 4.1.4: Marital Status of Residents (Ujjawala home)

Marital status					
States	Married	Separated, not divorced	Unmarried	Widow	Grand Total
Chhattisgarh	9		1		10
Tamil Nadu	14	1	14	1	30
Grand Total	23	1	15	1	40

Table 4.1.3: Marital Status of Residents State Wise (Ujjawala home)

In Tamil Nadu, 30 residents from the Ujjawala Homes were surveyed. Out of the 30 residents, 30% were between the ages of 15-20, 13.33% residents were between the ages of 21 to 25, 26.66% were between the ages of 26-30, 16.66% residents were aged between 31-35, 6.66% were between 36-40 years and only 6.66% were above the age of 40 years.

Out of the 30 residents, 46.66% residents were married, 03.33% was separated but not divorced, 46.66% residents were unmarried and 03.33% resident was widow. 03.33% resident out of the 30 got married when they were in the age group of 15-18, 53.33% got married between 18-21 years of age and 43.33% residents got married after they attained the age of 21.

In Chhattisgarh, 10 residents from the Ujjawala Homes were surveyed. Out of the 10 residents, 10% was between the ages of 15-20, 10% resident were between the age of 21 to 25, 30% were between the age of 26-30, 10% resident were aged between 31-35, 30% were between 36-40 years and only 10% were above the age of 40 years.

Out of the 10 residents, 90% residents were married while 10% resident was unmarried. 60% residents out of the 10 got married when they were in the age group of 15-18, 10% got married between 18-21 years of age and 30% residents got married when they were under the age of 15 years.

Children, Number of Children, Age when residents had their first child

Whether the residents have children?											
	No			No Total	Yes					Yes Total	Grand Total
States	No ne	O ne	Th ree		4 or more than 4	Non e	One	Th ree	T wo		
Chhatti sgarh	8			8	1		2			3	11
Gujarat	18			18	2		7	1	8	18	36
Rajasth an	22			22	3	2	12	12	20	49	71
Tamil Nadu	100			100	1		58	16	44	119	219
Grand Total	145	2	1	148	7	2	79	29	72	189	337

Table 4.1.4: Whether the residents have children (Ujjawala home)

Age of the residents when they had children			
States	No	Yes	Grand Total
Chhattisgarh	8	3	11
Above 21	8	2	10
None	8		8
One		2	2
Below 15		1	1
4 or more than 4		1	1
Gujarat	18	18	36
15-18		2	2
One		1	1
Two		1	1
18-21		6	6

4 or more than 4		1	1
One		1	1
Three		1	1
Two		3	3
Above 21	18	9	27
4 or more than 4		1	1
None	18		18
One		4	4
Two		4	4
Below 15		1	1
One		1	1
Rajasthan	22	49	71
15-18		11	11
4 or more than 4		1	1
None		1	1
One		3	3
Three		3	3
Two		3	3
18-21		24	24
4 or more than 4		2	2
One		7	7
Three		6	6
Two		9	9
Above 21	22	13	35
None	22	1	23
One		2	2
Three		3	3
Two		7	7
Below 15		1	1
Two		1	1

Tamil Nadu	100	119	219
15-18		9	9
One		2	2
Three		2	2
Two		5	5
18-21		28	28
One		17	17
Three		2	2
Two		9	9
Above 18		1	1
Two		1	1
Above 21	100	80	180
4 or more than 4		1	1
None	100		97
One		38	40
Three		12	13
Two		29	29
Below 15		1	1
One		1	1
Grand Total	148	189	337

Table 4.1.5: Age of the residents when they had children

In Tamil Nadu, 45.66% residents of the Swadhar Greh do not have children while the rest 54.34% have children. Out of those, majority of the residents have one child. Among these 119 residents, 7.56% residents had a child when they were between the age of 15-18, 23.52% residents had kids when their age was between 18-21 years, 0.84% resident mentioned that they were above 18 years of age at the time of having children, 67.22% residents stated they were above 21 years of age when having kids however 0.84% resident mentioned that they had a child when they were under the age of 15 years.

In Gujarat, 50% residents of the Swadhar Greh do not have children while the other 50% have children. Out of those, majority of the residents have 2 children. Among the 18 residents,

11.11% had a child when they were between the age of 15-18, 33.33% had a child when their age was 18-21 years, 50% residents stated they were above 21 years of age when having kids however 5.55% resident mentioned that they had a child when they were under the age of 15 years.

In Chhattisgarh, 72.72% residents of the Swadhar Greh do not have children while the other 27.27% have children. The majority of residents have 1 child. Among the residents who had a child, 66.67% residents had a child when they were above the age of 21 years however 33.33% resident mentioned that they had a child when they were under the age of 15 years.

In Rajasthan, 30.99% residents of the Swadhar Greh do not have children while the other 69.01% have children. The majority of residents have 4.08% children. Among these 49 residents, 22.45% residents had a child when they were between the age of 15-18, 48.98% residents had kids when their age was between 18-21 years, 26.53% residents stated they were above 21 years of age when having kids however 02.04% resident mentioned that they had a child when they were under the age of 15 years.

If married, at what age did the residents marry?					
States	15 - 18	18 - 21	Above 21	Below 15	Grand Total
Chhattisgarh	6	1		3	10
Tamil Nadu	1	16	13		30
Grand Total	7	17	13	3	40

Table 4.1.6: Age of the residents when they got married

If the residents have children, then how old were they when the first child was born?							
States	15-18	18-21	Above 21	Below 15	Not applicable	Not applicable	Grand Total
Chhattisgarh	6	2			2		10
Tamil Nadu	2	3	10	2	12	1	30
Grand Total	8	5	10	2	14	1	40

Table 4.1.7: Age of the residents when they has their first child

In Tamil Nadu, 30 residents from the Ujjawala Homes were surveyed. Out of the total residents, 56.66% residents have children while 43.33% residents do not have any children. The majority

of residents have 1 child. Among the residents who have children, 11.76% residents had a child when they were between the age of 15-18, 17.64% residents had kids when their age was between 18-21 years, 58.82% residents stated they were above 21 years of age when having kids however 11.76% residents mentioned that they had a child when they were under the age of 15 years. One resident refused to answer.

In Chhattisgarh, 10 residents from the Ujjawala Homes were surveyed. Out of the 10 residents, 80% residents have children while 20% residents do not have any children. The majority of residents have 3 children. Among the residents who have kids, 75% residents had a child when they were between the age of 15-18 and 25% residents had kids when their age was between 18-21 years.

Residents’ earnings prior to coming to the home

What was the resident’s earning prior to coming to the Home?										
States	100 1 – 150 0	150 1 - 200 0	200 1 - 250 0	250 1 - 300 0	300 1 - 350 0	350 1 - 400 0	4001 and above	Belo w 100 0	Non e	Grand Total
Chhattisgarh				1					10	11
Gujarat	1			2			10		23	36
Rajasthan	9	3					3	1	55	71
Tamil Nadu	5	10	5	8	7	7	32	10	135	219
Grand Total	15	13	5	11	7	7	45	11	223	337

Table 4.1.8: Resident’s earning prior to coming to the Home

2.28% of the Swadhar Greh residents of Tamil Nadu stated that they earned between rs. 1001 – 1500, 4.56% residents earned between rs. 1501 and 2000, 2.28% residents earned between 2001 – 2500, 3.65% residents earned between 2501 - 3000, 3.19% residents earned between 3001 - 3500, 3.19% residents earned between 3501 - 4000, 14.61 residents earned rs. 4001 and above, however 4.56% residents had earnings below rs. 1000. 61.64% residents stated that they did not earn anything before coming to the home.

2.77% Swadhar Greh resident of Gujarat stated that they earned between Rs. 1001 – 1500, 5.6% residents earned between 2501 - 3000, 27.78% residents earned Rs. 4001 and above, however 63.89% residents stated that they did not earn anything before coming to the home.

9.09% Swadhar Greh resident of Chhattisgarh stated that they earned between Rs. 2501 - 3000 and 90.90% residents stated that they did not earn anything before coming to the home.

12.6% Swadhar Greh residents of Rajasthan stated that they earned between rs. 1001 – 1500, 4.22% residents earned between rs. 1501 and 2000, 4.22% residents earned rs. 4001 and above, however 32.39% residents had earnings below rs. 1000. 32.39% residents stated that they did not earn anything before coming to the home

What was the resident's earning prior to coming to the Home (per month)									
States	1001 - 1500	1501 - 2000	2001 - 2500	2501 - 3000	3001 - 3500	3501 - 4000	4001 and above	No ne	Grand Total
Chhattisgarh		1					3	6	10
Tamil Nadu	2	1	2	1	2	2	4	16	30
Grand Total	2	2	2	1	2	2	7	22	40

Table 4.1.9: Resident's earning prior to coming to the Ujjawala Home

Among the residents of Ujjawala Homes in Tamil Nadu, 6.66% residents stated that they earned between rs. 1001 – 1500, 3.33% resident earned between rs. 1501 and 2000, 6.66% residents earned between 2001 – 2500, 3.33% resident earned between 2501 - 3000, 6.66% residents earned between 3001 - 3500, 6.66% residents earned between 3501 - 4000, 13.33% residents earned rs. 4001 and above, however 53.33% residents stated that they did not earn anything before coming to the home.

Among the residents of Ujjawala Homes in Chhattisgarh, 10% resident stated that they earned between rs. 1501 and 2000, 30% residents earned rs. 4001 and above, however 60% residents stated that they did not earn anything before coming to the home.

How long has the resident been staying at the home for

How long has the resident been staying at the Swadhar Greh?							
States	1 - 1.5 years	1.5 - 2 years	2 - 2.5 years	6 - 12 months	Less than 6 months	More than 2.5 years	Grand Total
Chhattisgarh			1	3	6	1	11
Gujarat		1	2	5	17	11	36
Rajasthan	9	1	3	18	35	5	71
Tamil Nadu	32	2	10	57	103	15	219
Grand Total	41	4	16	83	161	32	337

Table 4.1.10: Duration of resident's stay at Swadhar Greh

In Tamil Nadu, 14.62% residents have been staying at the Swadhar Greh for 1 - 1.5 years, 0.91% residents have been at the home for 1.5 - 2 years, 4.58% residents have been staying for 2 - 2.5 years, 26.02% residents have been at the home for 6 - 12 months, 47.03% residents have been staying for less than 6 months and 6.85% residents have been at the home for more than 2.5 years.

In Gujarat, 2.77% resident has been at Swadhar Greh for 1.5 - 2 years, 5.55% residents have been staying for 2 - 2.5 years, 13.88% residents have been at the home for 6 - 12 months, 47.22% residents have been staying for less than 6 months and 30.55% residents have been at the home for more than 2.5 years.

In Chhattisgarh, 9.09% residents has been staying for 2 - 2.5 years, 27.27% residents have been at the home for 6 - 12 months, 54.54% residents have been staying for less than 6 months and 9.09% resident has been at the home for more than 2.5 years.

In the state of Rajasthan, 12.67% residents have been staying at the Swadhar Greh for 1 - 1.5 years, 1.40% resident have been at the home for 1.5 - 2 years, 4.22% residents have been staying for 2 - 2.5 years, 25.35% residents have been at the home for 6 - 12 months, 49.29% residents

have been staying for less than 6 months and 7.04% residents have been at the home for more than 2.5 years.

For how long have the resident been staying at the Ujjawala Home?							
States	1 - 1.5 years	1.5 - 2 years	2 - 2.5 years	6 - 12 months	Less than 6 months	More than 2.5 years	Grand Total
Chhattisgarh	2	1		3	4		10
Tamil Nadu	4	1	3	1	6	15	30
Grand Total	6	2	3	4	10	15	40

Table 4.1.11: Duration of resident's stay at Ujjawala Home

Among the residents of Ujjawala Homes in Tamil Nadu, 13.33% residents have been staying for 1 - 1.5 years, 03.33% resident have been at the home for 1.5 - 2 years, 10% residents have been staying for 2 - 2.5 years, 03.33% residents have been at the home for 6 - 12 months, 20% residents have been staying for less than 6 months and 50% residents have been at the home for more than 2.5 years.

In Ujjawala home in Chhattisgarh, 20% residents have been staying for 1 - 1.5 years, 10% resident have been at the home for 1.5 - 2 years, 30% residents have been at the home for 6 - 12 months and 40% residents have been staying for less than 6 months.

Level of education of the residents

What is the level of education of residents of Swadhar Greh?						
States	None	Up to graduation	Up to Higher Secondary	Up to Primary	Up to Secondary	Grand Total
Chhattisgarh	1	1	1	3	5	11
Gujarat	1	2	8	7	18	36
Rajasthan	20	8	13	11	19	71
Tamil Nadu		36	51	58	74	219
Grand Total	22	47	73	79	116	337

Table 4.1.12: Level of education of residents of Swadhar Greh

Among the 219 Swadhar Greh residents of Tamil Nadu, 16.44% residents have studied till graduation, 23.29% have education till higher secondary level, 26.48% have education level

till primary and 33.79% have studied till secondary school. Every resident at the home is literate.

In the state of Gujarat, among the residents of Swadhar Greh, 2.78% person did not have any education, 5.56% residents have studied till graduation, 22.22% have education till higher secondary level, 19.44% have education level till primary and 50% have studied till secondary school.

In the state of Chhattisgarh, among the residents of Swadhar Greh, 9.09% person did not have any education, 9.09% resident have studied till graduation, 9.09% has education till higher secondary level, 27.27% have education level till primary and 45.45% have studied till secondary school.

In the state of Rajasthan, among the residents of Swadhar Greh, 28.17% residents did not have any education, 11.27% residents have studied till graduation, 18.31% have education till higher secondary level, 15.49% have education level till primary and 26.76% have studied till secondary school.

What is the level of education of residents of Ujjawala home?						
States	None	Upto graduation	Upto Higher Secondary	Upto Primary	Upto Secondary	Grand Total
Chhattisgarh	1			8	1	10
Tamil Nadu		2	6	5	17	30
Grand Total	1	2	6	13	18	40

Table 4.1.13: Level of education of residents of Ujjawala home

In Ujjawala home at Tamil Nadu, 6.67% residents have studied till graduation, 20% have education till higher secondary level, 16.67% have education level till primary and 56.67% have studied till secondary school. Every resident at the home is literate.

In Ujjawala home at Chhattisgarh, 10% person did not have any education, 80% residents have education level till primary and 10% has studied till secondary school.

Where do residents save money

Where do the residents save their money?				
States	At Home	Cash with herself	In Bank (Personal account)	Grand Total
Chhattisgarh	3		8	11
Gujarat	22		14	36
Rajasthan	32	7	32	71
Tamil Nadu	166		53	219
Grand Total	223	7	107	337

Table 4.1.14: Places where the residents save their money- Swadhar Greh

In Swadhar Greh in Tamil Nadu, 75.79% residents save their money and keep at home while 24.20% residents keep their money in a bank account.

In Swadhar Greh in Gujarat, 61.11% residents save their money and keep at home while 38.88% residents keep their money in a bank account.

In Swadhar Greh in Chhattisgarh, 27.27% residents save their money and keep at home while 72.72% residents keep their money in a bank account.

In Swadhar Greh in Rajasthan, 45.07% residents save their money and keep at home 09.85% residents keep it in cash with themselves while 45.07% residents keep their money in a bank account.

Where do you save your money?			
States	At Home	In Bank (Personal account)	Grand Total
Chhattisgarh	6	1	7
Tamil Nadu	27	2	29
Grand Total	33	3	36

Table 4.1.15: Places where the residents save their money

In Ujjawala Home in Tamil Nadu, 90% residents save their money and keep at home while 10% residents keep their money in a bank account.

In Ujjawala Home in Chhattisgarh, 85.71% residents save their money and keep at home while 14.28% resident keeps their money in a bank account.

Before admitting to the home, could the residents earn and sustain themselves adequately

Before admitting to the Home, were the residents able to earn and sustain themselves adequately?						
States	Agree	Disagree	Neutral	Strongly agree	Strongly disagree	Grand Total
Chhattisgarh	2	1	8			11
Gujarat	9	5	14	1	7	36
Rajasthan	10	12	18	20	11	71
Tamil Nadu	20	129	37	2	31	219
Grand Total	41	147	77	23	49	337

Table 4.1.16: Were the residents able to earn and sustain themselves before coming to Swadhar Greh

In Swadhar Greh in Tamil Nadu, 9.13% residents agreed, 58.90% disagreed, 0.91% strongly agreed, 14.16% strongly disagreed while 16.89% were neutral in their response to the question.

In Swadhar Greh, Gujarat, 25% residents agreed, 13.88% disagreed, 02.77% strongly agreed, 19.44% strongly disagreed while 38.88% were neutral in their response.

In Swadhar Greh in Chhattisgarh, 18.18% residents agreed, 9.09% disagreed while 72.72% were neutral in their response to the question.

In Swadhar Greh, Rajasthan, 14.08% residents agreed, 16.90% disagreed, 28.17% strongly agreed, 15.49% strongly disagreed while 25.35% were neutral in their response.

Before admitting to the Home, were the residents able to earn and sustain themselves adequately?					
States	Agree	Disagree	Neutral	Strongly disagree	Grand Total
Chhattisgarh	6		4		10
Tamil Nadu	3	14	4	9	30
Grand Total	9	14	8	9	40

Table 4.1.17: Were the residents able to earn and sustain themselves before coming to the Ujjawala home

In Ujjawala Homes in Tamil Nadu, 10% residents agreed, 46.67% disagreed, and 30% strongly disagreed while 13.33% were neutral in their response to the question.

In Ujjawala Homes in Chhattisgarh, 60% residents agreed while 40% were neutral in their response to the question.

Before admission to the home were the respondents facing economic hardship

Before admission, whether residents were facing economic hardship?			
States	No	Yes	Grand Total
Chhattisgarh	3	8	11
Gujarat	19	17	36
Rajasthan	25	46	71
Tamil Nadu	14	205	219
Grand Total	61	276	337

Table 4.1.18: Were the residents whether residents were facing economic hardship before coming to Swadhar Greh

In Swadhar Greh in Tamil Nadu, 93.61% residents stated that they were facing economic hardships before coming to the home and 6.39% residents responded with a no.

In Swadhar Greh in Gujarat, 47.22% residents stated that they were facing economic hardships before coming to the home and 52.78% residents responded with a no.

In Swadhar Greh in Chhattisgarh, 72.72% residents stated that they were facing economic hardships before coming to the home and 27.27% residents responded with a no.

In Swadhar Greh in Rajasthan, 64.79% residents stated that they were facing economic hardships before coming to the home and 35.21% residents responded with a no.

Before admission, whether residents were facing economic hardship?			
States	No	Yes	Grand Total
Chhattisgarh	4	6	10
Tamil Nadu	2	28	30
Grand Total	6	34	40

Table 4.1.19: Were the residents whether residents were facing economic hardship before coming to Ujjawala home

In Ujjawala Home in Tamil Nadu, 93.33% residents stated that they were facing economic hardships before coming to the home and 06.66% residents responded with a no.

In Ujjawala Home in Chhattisgarh, 60% residents stated that they were facing economic hardships before coming to the home and 40% residents responded with a no.

CONCLUSION:

The survey included total 337 residents from Swadhar Greh out of which 219 were from Tamil Nadu, 36 from Gujarat, 11 from Chhattisgarh and 71 from Rajasthan. From Ujjawala Homes, total residents were 40 out of which 30 were from Tamil Nadu while 10 were from Chhattisgarh.

Objective 1 of the survey was to understand the status of establishment and functioning of the targeted Swadhar Greh and Ujjawala Homes in selected states. Majority of the residents are between the ages of 26-30 and are married. In Rajasthan Swadhar Greh, majority of residents got married when they were in the age group of 15-18. In all four states, in Swadhar Greh, there were residents who were under the age of 18 years when they had their first child. In Ujjawala home Chhattisgarh, majority of married residents got married as well as had their first child before they were 18.

In Swadhar Greh Rajasthan, majority of residents were illiterate while in Tamil Nadu 100% residents were literate.

Before coming to the homes, a majority of residents in all states were not earning anything, were facing economic hardship and stated that they were not able to earn and sustain themselves adequately. Thus, the provision of providing vocational training is crucial for making the residents self-reliant as well as to provide them a way to earn a decent living.

OBJECTIVE 2

TO ANALYSE AND UNDERSTAND THE FACILITIES OF MEDICAL, LEGAL AND POLICE ASSISTANCE AND SHELTER PROVIDED BY THE SWADHAR GREH AND UJJAWALA HOMES IN SELECTED STATES OF INDIA TO THE WOMEN ESPECIALLY THE ADOLESCENT GIRLS.

Number of meals in a day

How many meals a day are given to the residents?					
States	More than Three	Once	Thrice	Twice	Grand Total
Chhattisgarh	9		2		11
Gujarat	35		1		36
Rajasthan	6	1	48	16	71
Tamil Nadu		1	216	2	219
Grand Total	50	2	267	18	337

Table 4.1.20: Number of meals a day given to the residents- Swadhar Greh

In Swadhar Greh in Tamil Nadu, 98.63% residents stated that they were given three meals a day, 00.91% residents said they were given 2 meals a day and 00.45% resident stated that they were given 1 meal a day.

In Swadhar Greh in Gujarat, 97.22% residents stated that they were given more than three meals a day and 02.77% resident said they were given 3 meals.

In Swadhar Greh in Chhattisgarh, 81.81% residents stated that they were given more than three meals a day and 18.18% residents said they were given 3 meals.

In Swadhar Greh in Rajasthan, 08.45% residents stated that they were given more than three meals a day, 67.60% residents stated they got three meals a day, 22.53% residents stated they got 2 meals a day and 01.40% resident stated they got 1 meal a day.

How many meals a day are given to the residents?			
States	Thrice	Twice	Grand Total
Chhattisgarh	9	1	10
Tamil Nadu	30		30
Grand Total	39	1	40

Table 4.1.21: Number of meals a day given to the residents- Ujjawala Home

In Ujjawala Home in Tamil Nadu, all 100% residents stated that they were given 3 meals a day. In Ujjawala Home in Chhattisgarh, 90% residents stated that they were given three meals a day and 10% resident said they were given 1 meal.

Kind of food given

What kind of food is given to the residents?				
States	Both Vegetarian and Non-Vegetarian Daily	Only Vegetarian	Vegetarian Daily and Occasionally Non-Vegetarian	Grand Total
Chhattisgarh	3	1	7	11
Gujarat		26	10	36
Rajasthan		71		71
Tamil Nadu	1		218	219
Grand Total	4	98	235	337

Table 4.1.22: Kind of food given to the residents- Swadhar Greh

In Swadhar Greh in Tamil Nadu, 99.54% residents stated that they were given vegetarian daily and occasionally non-vegetarian food while 0.45% resident said they were given both vegetarian and non-vegetarian daily.

In Swadhar Greh in Gujarat, 7.22% residents stated that they were given vegetarian daily and occasionally non-vegetarian food while 72.22% residents stated that they were given only vegetarian food.

In Swadhar Greh in Chhattisgarh, 27.27% residents stated that they were given both vegetarian and non-vegetarian daily, 9.09% resident stated that they were given only vegetarian food, while 63.63% stated that they were given vegetarian daily and occasionally non-Vegetarian food.

In Swadhar Greh in Rajasthan, all 100% residents stated that they were given only vegetarian food.

What kind of food is given to the residents?			
States	Only Vegetarian	Vegetarian Daily and Occasionally Non-Vegetarian	Grand Total
Chhattisgarh	10		10
Tamil Nadu		30	30
Grand Total	10	30	40

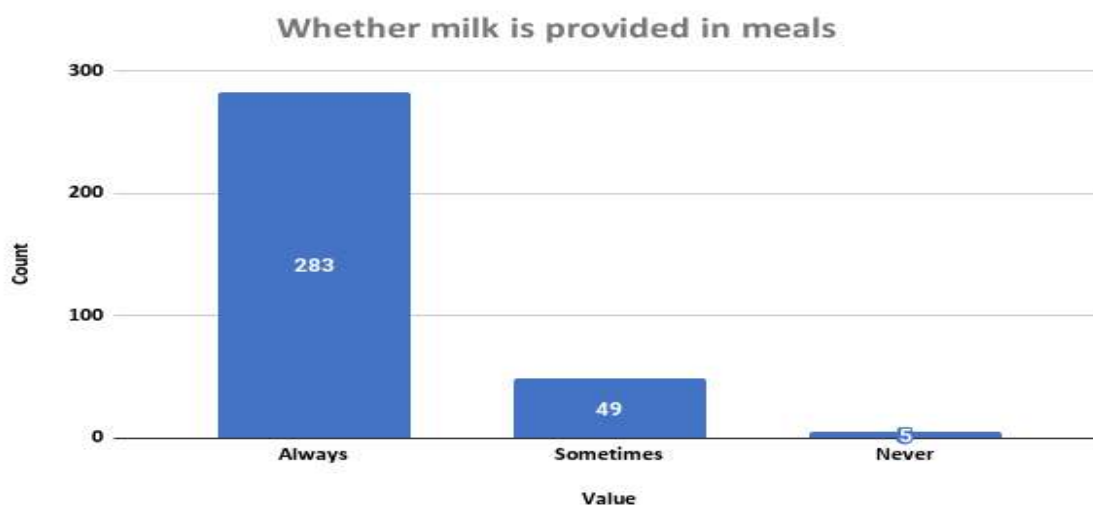
Table 4.1.23: Kind of food given to the residents- Ujjawala Home

In Ujjawala Home in Tamil Nadu, all 100% residents stated that they were given vegetarian daily and occasionally non-vegetarian food.

In Ujjawala Home in Chhattisgarh, all 100% residents stated that they were given only vegetarian food.

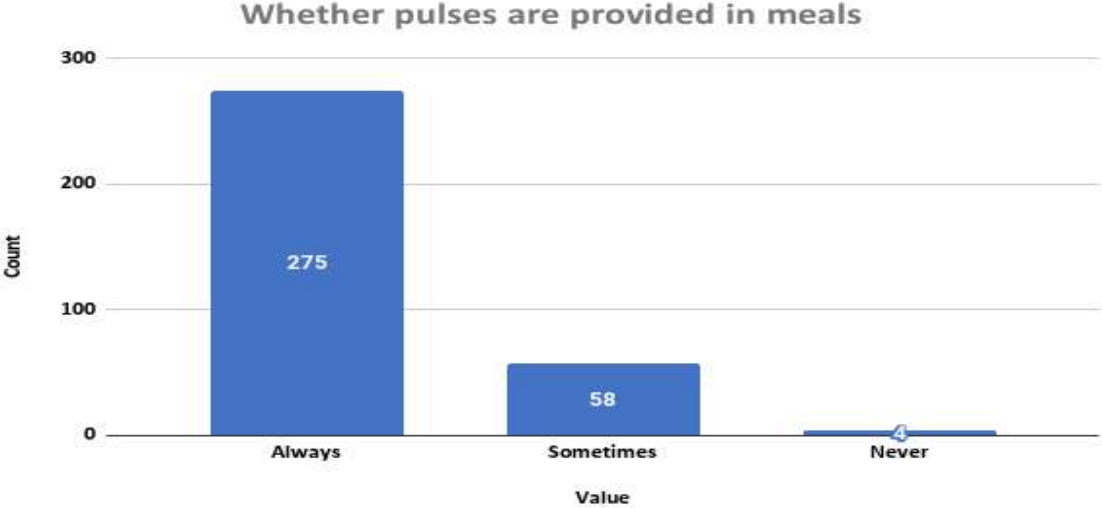
Whether milk, pulses, seasonal fruits and sweets given

83.97% residents mentioned that milk was always provided, 14.54% residents mentioned that it was sometimes provided and 1.48% residents mentioned that it was never provided.



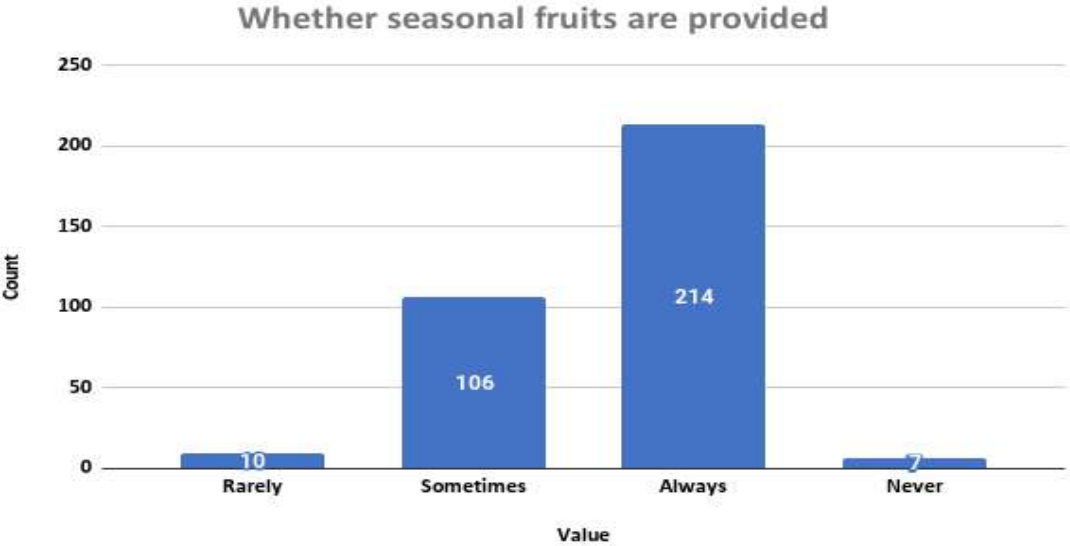
Graph No. 4.1.5: Whether milk is provided in meals

81.60% residents mentioned that pulses were always provided in meals, 17.21% residents mentioned that pulses were provided sometimes and 1.18% residents mentioned that it was never provided.



Graph No. 4.1.6: Whether pulses are provided in meals

63.5% residents cited that seasonal fruits were always provided, 31.45% residents mentioned that seasonal fruits were sometimes provided, 2.96% mentioned that seasonal fruits were rarely provided and 2.07% mentioned that seasonal fruits were rarely provided.



Graph No. 4.1.7: Whether seasonal fruits are provided in meals

Quality of food

States	Are the residents satisfied with the quality of food?					
	Highly dissatisfied	Highly satisfied	Moderately dissatisfied	Moderately satisfied	Neutral	Grand Total
Chhattisgarh		3		8		11
Gujarat		9		24	3	36
Rajasthan	8	29	6	25	3	71
Tamil Nadu		81	3	133	2	219
Grand Total	8	122	9	190	8	337

Table 4.1.24: Satisfaction of residents with the food provided- Swadhar Greh

In Swadhar Greh in Tamil Nadu, Gujarat and Chhattisgarh, majority of the residents were moderately satisfied with the quality of food provided but in Rajasthan, majority of people were highly satisfied with the food however it was the only state where some residents were highly dissatisfied as well.

Are the residents satisfied with the quality of food?				
States	Highly satisfied	Moderately satisfied	Neutral	Grand Total
Chhattisgarh	3	5	2	10
Tamil Nadu	15	15		30
Grand Total	18	20	2	40

Table 4.1.25: Satisfaction of residents with the food provided- Ujjawala Home

In Ujjawala Home in Tamil Nadu, out of 30 residents, 50% were highly satisfied and 50% were moderately satisfied whereas in Chhattisgarh, majority were moderately satisfied with the quality of food provided.

Hygiene and Maintenance of mess/ canteen

States	Are the residents satisfied with the hygiene and maintenance of mess/ canteen?					
	Highly dissatisfied	Highly satisfied	Moderately dissatisfied	Moderately satisfied	Neutral	Grand Total
Chhattisgarh		8		3		11
Gujarat	1	13	1	18	3	36
Rajasthan	9	35	1	24	2	71
Tamil Nadu		80	2	137		219
Grand Total	10	136	4	182	5	337

Table 4.1.26: Satisfaction of residents with the hygiene and maintenance of mess/ canteen- Swadhar Greh

In Swadhar Greh in Tamil Nadu and Gujarat, majority of the residents were moderately satisfied with hygiene and maintenance of mess/ canteen, in Rajasthan and Chhattisgarh, majority of residents were highly satisfied with the hygiene however in Rajasthan, 12.67% residents highly dissatisfied with the hygiene and maintenance of mess/ canteen as well.

Are the residents satisfied with the hygiene and maintenance of mess/ canteen?			
States	Highly satisfied	Moderately satisfied	Grand Total
Chhattisgarh	3	7	10
Tamil Nadu	12	18	30
Grand Total	15	25	40

Table 4.1.27: Satisfaction of residents with the hygiene and maintenance of mess/ canteen- Ujjawala Home

In Ujjawala Home in Tamil Nadu and Chhattisgarh, majority of residents were moderately satisfied with the hygiene and maintenance of mess/ canteen.

Providing Clothes by the Homes

In Swadhar Greh in all four states, majority of residents were aware of the provision of providing clothes by the home.

Are the residents provided with clothes?					
States	Once a month	Once in 3 months	Once in 6 months	Once in a year	Grand Total
Chhattisgarh		9	2		11
Two		9	2		11
Gujarat		6	30		36
More than three		5			5
Three			11		11
Two		1	19		20
Rajasthan	8	48	9	6	71
More than three	2				2
One		1		5	6
Three	6				6
Two		47	9	1	57
Tamil Nadu	3	107	109		219
More than three			2		2
One	1	11	10		22
Three		10	35		45
Two	2	86	62		150
Grand Total	11	170	150	6	337

Table 4.1.28: Whether the residents are provided with clothes- Swadhar Greh

49.77% of the responses received from residents of Swadhar Greh Tamil Nadu stated that they were given clothes once in 6 months, 48.85% residents stated that they were given clothes once in 3 months and 1.36% residents stated that they were given clothes once a month.

83.33% residents of Swadhar Greh Gujarat stated that they were given clothes once in 6 months and 16.66% residents stated that they were given clothes once in 3 months.

18.18% residents of Swadhar Greh Chhattisgarh stated that they were given clothes once in 6 months and 81.81% residents stated that they were given clothes once in 3 months.

12.67% residents of Swadhar Greh Rajasthan stated that they were given clothes once in 6 months, 67.60% residents stated that they were given clothes once in 3 months and 11.26% residents stated that they were given clothes once a month however 8.45% residents stated they were given clothes by the home once a year.

Are the residents provided with clothes?			
States	Once in 3 months	Once in 6 months	Grand Total
Chhattisgarh	10		10
Tamil Nadu	9	21	30
Grand Total	19	21	40

Table 4.1.29: Whether the residents are provided with clothes- Ujjawala Home

In Ujjawala Home in Tamil Nadu and Chhattisgarh, all residents were aware of the provision of providing clothes by the home. In Ujjawala Home in Tamil Nadu, 70% residents stated they were given clothes once in 6 months, 30% residents stated that they were given clothes once in 3 months.

All residents of Ujjawala Home Chhattisgarh stated that they were given clothes once in 3 months.

Clothes Distribution Frequency and Seasonality

Are the residents satisfied with the clothes' distribution frequency						
States	Highly dissatisfied	Highly satisfied	Moderately dissatisfied	Moderately satisfied	Neutral	Grand Total
Chhattisgarh		3		8		11
Gujarat		4	3	26	3	36
Rajasthan	8	17	5	38	3	71
Tamil Nadu	2	34	7	150	26	219
Grand Total	10	58	15	222	32	337

Table 4.1.30: Satisfaction of residents with the clothes' distribution frequency- Swadhar Greh

In Swadhar Greh in all four states, majority of residents were moderately satisfied with the frequency of clothes distribution.

Regarding the seasonality of the clothes provided to the residents in Swadhar Greh, majority of residents of Tamil Nadu and Gujarat were moderately satisfied. In Swadhar Greh of Chhattisgarh and Rajasthan, majority of residents were highly satisfied.

Are the residents satisfied with the clothes' distribution frequency?						
States	Highly dissatisfied	Highly satisfied	Moderately dissatisfied	Moderately satisfied	Neutral	Grand Total
Chhattisgarh		1		8	1	10
Tamil Nadu	1		5	17	7	30
Grand Total	1	1	5	25	8	40

Table 4.1.31: Satisfaction of residents with the clothes' distribution frequency- Ujjawala Home

In Ujjawala Home in Tamil Nadu, majority of residents were highly satisfied and in Chhattisgarh, the majority of residents were moderately satisfied.

In Ujjawala Home in Tamil Nadu and Chhattisgarh, majority of residents moderately satisfied with the frequency of clothes distribution.

Laundry Services and Ironing of Clothes

Were the residents provided laundry services and ironing of clothes?					
States	Always	Never	Rarely	Sometimes	Grand Total
Chhattisgarh		11			11
Highly dissatisfied		1			1
Neutral		10			10
Gujarat	4	32			36
Highly dissatisfied		8			8
Highly satisfied	1				1
Moderately dissatisfied		12			12
Moderately satisfied	3				3

Neutral		11			11
Neutral		1			1
Rajasthan	27	43	1		71
Highly dissatisfied		26	1		27
Highly satisfied	26				26
Moderately dissatisfied		13			13
Moderately satisfied	1				1
Neutral		4			4
Tamil Nadu	2	207		10	219
Highly dissatisfied		19			19
Highly satisfied	2	2		3	7
Moderately dissatisfied		57			57
Moderately satisfied				3	3
Neutral		129		4	133
Grand Total	33	293	1	10	337

Table 4.1.32: Were the residents provided laundry services and ironing of clothes- Swadhar Greh
In Swadhar Greh in all four states, majority of residents stated that laundry and ironing services were never provided however in Rajasthan, 38.02% of the residents stated that laundry and ironing services were always provided.

Were the residents provided laundry services and ironing of clothes?		
States	Never	Grand Total
Chhattisgarh	10	10
Tamil Nadu	30	30
Grand Total	40	40

Table 4.1.33: Were the residents provided laundry services and ironing of clothes- Ujjawala Home
In Ujjawala Home in Tamil Nadu and Chhattisgarh, all residents stated that laundry and ironing services were never provided.

Pocket Money

Do the residents receive pocket money?					
States	Always	Never	Rarely	Sometimes	Grand Total
Chhattisgarh	3	1		7	11
Gujarat	36				36
Rajasthan	42	22	2	5	71
Tamil Nadu	183	33	1	2	219
Grand Total	264	56	3	14	337

Table 4.1.34: Whether the residents receive pocket money- Swadhar Greh

In Swadhar Greh in all four states, majority of residents were aware that there is a provision to provide for pocket money to each resident. In Swadhar Greh in all four states, majority of residents always received pocket money and majority agreed that the amount of money received is constant throughout the year.

Do the residents receive pocket money?		
States	Never	Grand Total
Chhattisgarh	10	10
Tamil Nadu	30	30
Grand Total	40	40

Table 4.1.35: Whether the residents receive pocket money- Ujjawala Home

In Ujjawala Home in Tamil Nadu majority of residents were not aware that there is a provision to provide for pocket money to each resident. In Ujjawala Home in Chhattisgarh, all residents were not aware that there such provision. In Ujjawala Home in Tamil Nadu and Chhattisgarh, all the residents never received any pocket money.

Amount of money received, form and whether pocket money was sufficient

What is the amount of money the residents receive in one distribution?									
States	100	101 - 500	Below or equal to 100	Bought and given in things for Rs.100 every month. Not given in cash	I joined one week ago only	No	No money	Quarterly	Grand Total
Chhattisgarh			11						11
Gujarat			36						36
Rajasthan		4	59			4	2	2	71
Tamil Nadu	10		200	8	1				219
Grand Total	10	4	306	8	1	4	2	2	337

Table 4.1.36: Amount of money the residents receive in one distribution - Swadhar Greh

In Swadhar Greh in all four states, majority of residents received below or equal to Rs.100 in one distribution in cash. Regarding their opinion on whether pocket money was sufficient or not, majority of residents stated that the pocket money they receive is not sufficient to sustain.

In what form do the residents receive the pocket money?			
States	Not given pocket money, things bought when asked	No pocket money is given; the caretakers buy them	Grand Total
Chhattisgarh		10	10
Tamil Nadu	3	27	30
Grand Total	3	37	40

Table 4.1.37: Form of pocket money the residents receive –Ujjawala Home

What is the amount of money you receive in one distribution			
States	175/-	Haven't received	Grand Total
Chhattisgarh		10	10
Tamil Nadu	10	20	30
Grand Total	10	30	40

Table 4.1.38: Form of pocket money the residents receive –Ujjawala Home

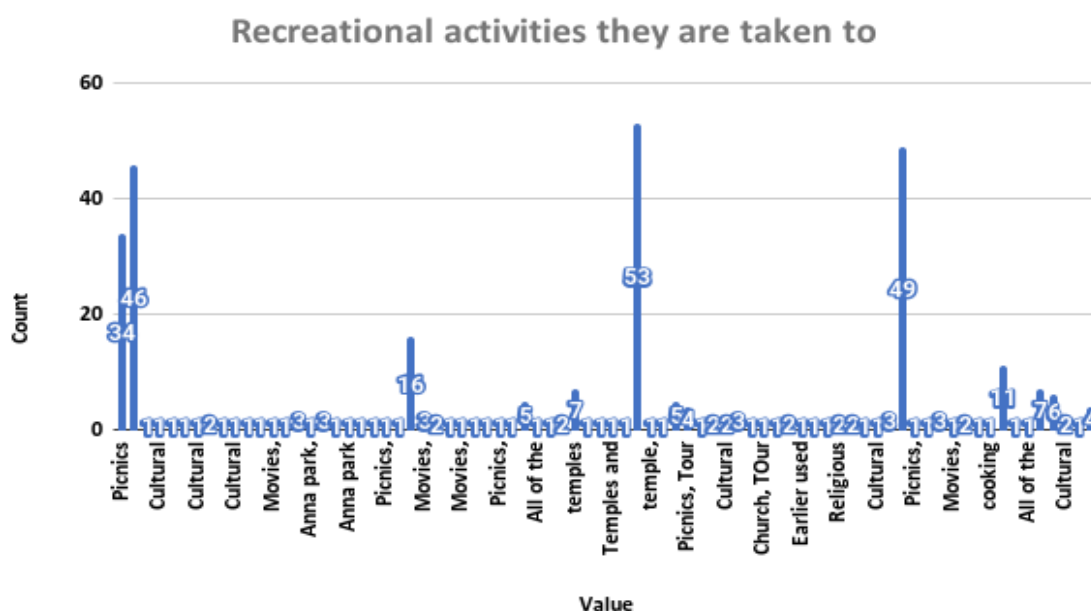
In Ujjawala Home in Tamil Nadu and Chhattisgarh, majority of residents were not aware of the provision of giving them pocket money and all the residents in both states stated that they never received any pocket money.

In Chhattisgarh Ujjawala Home, residents stated that they were never given any pocket money but the caretakers buy them things whenever they asked. In Ujjawala Home in Tamil Nadu, residents stated that they were never given any pocket money but the caretakers buy them things whenever they asked and according to some residents, the value usually amounted to Rs. 175/-

How often are residents taken out for recreational activities

How often they are taken out for these recreational activities?							
States	Bi-annually	Monthly	No such activity	None	Quarterly	Weekly	Grand Total
Chhattisgarh	3	8					11
Gujarat	4	16			16		36
Rajasthan	2	20	4		36	9	71
Tamil Nadu	53	112		16	28	10	219
Grand Total	62	156	4	16	80	19	337

Table 4.1.39: Frequency of taking residents out for recreational activities- Swadhar Greh



Graph No. 4.1.8: Recreational activities residents are taken for- Swadhar Greh

In Swadhar Greh in Tamil Nadu, 24.20% residents stated they were taken out for recreational activities biannually, 51.14% residents stated they were taken out for recreational activities monthly, 12.78% residents stated quarterly, 4.56% residents stated weekly while 7.30% residents stated they were never taken out for recreational activities.

In Swadhar Greh in Gujarat, 11.11% residents stated they were taken out for recreational activities biannually, 44.44% residents stated they were taken out for recreational activities monthly, 44.44% residents stated they were taken out quarterly.

In Swadhar Greh in Chhattisgarh, 27.27% residents stated they were taken out for recreational activities biannually and 72.72% residents stated they were taken out for recreational activities monthly.

In Swadhar Greh in Rajasthan, 2.81% residents stated they were taken out for recreational activities biannually, 28.16% residents stated they were taken out for recreational activities monthly, 50.70% residents stated quarterly, 12.67% residents stated weekly while 5.63% residents stated no such activities take place.

How often they are taken out for these recreational activities				
States	Biannually	Monthly	Weekly	Grand Total
Chhattisgarh		8	2	10
Tamil Nadu	18	12		30
Grand Total	18	20	2	40

Table 4.1.40: Frequency of taking residents out for recreational activities- Ujjawala Home

Which of the following recreational activities are they taken to								
States	Cultural shows	Exhibitions	Dam visit	Falls, Mountain	Dam, Yelagiri Mountain	Picnics, Exhibitions	Movies	Grand Total
Chhattisgarh							10	10
Tamil Nadu	1	1	1	1	21	5		30
Grand Total	1	1	1	1	21	5	10	40

Table 4.1.41: Recreational activities residents are taken out for

In Ujjawala Home in Tamil Nadu 60% residents stated they were taken out for recreational activities biannually and 40% residents stated they were taken out for recreational activities monthly.

In Ujjawala Home in Chhattisgarh, 80% residents stated they were taken out for recreational activities monthly and 20% residents stated they were taken out for recreational activities weekly.

Television

In Swadhar Greh in all four states, majority of residents agreed that they were provided with television in the home.

In Ujjawala Home in Tamil Nadu and Chhattisgarh, all the residents agreed that they were provided with television in the home.

The activities for recreation needs to be increased and optimised

Do you agree that the activities for recreation needs to be increased and optimised?						
Row Labels	Agree	Disagree	Neutral	Strongly agree	Strongly disagree	Grand Total
Chhattisgarh	3		6	2		11
Gujarat	19			17		36
Rajasthan	22	6	3	30	10	71
Tamil Nadu	150	12	12	45		219
Grand Total	194	18	21	94	10	337

Table 4.1.42: Recreational activities to be increased or optimised

In Swadhar Greh in Tamil Nadu, regarding whether recreational activities should be increased or optimised, 20.54% residents strongly agreed, 68.49% agreed, 5.47% disagreed while 5.47% were neutral in their response.

In Swadhar Greh in Gujarat, regarding whether recreational activities should be increased or optimised, 52.77% residents strongly agreed and 47.22% agreed.

In Swadhar Greh in Chhattisgarh, regarding whether recreational activities should be increased or optimised, 18.18% residents strongly agreed, 27.27% agreed while 54.54% were neutral in their response.

In Swadhar Greh in Rajasthan, regarding whether recreational activities should be increased or optimised, 42.25% residents strongly agreed, 30.98% agreed, 14.08% strongly disagreed, 8.45% disagreed while 16.90% were neutral in their response.

Do you agree that the activities for recreation needs to be increased and optimised				
States	Agree	Neutral	Strongly agree	Grand Total
Chhattisgarh	2	8		10
Tamil Nadu	9	3	18	30
Grand Total	11	11	18	40

Table 4.1.43: Recreational activities to be increased or optimised- Ujjawala Home

In Ujjawala Home in Tamil Nadu, regarding whether recreational activities should be increased or optimised, 60% residents strongly agreed, 30% agreed while 10% were neutral in their response.

In Ujjawala Home in Chhattisgarh, regarding whether recreational activities should be increased or optimised, 20% agreed while 80% were neutral in their response.

Are the recreational activities are kept keeping in mind all the age groups of women

Do you agree that the recreational activities are kept keeping in mind all the age groups of women?						
States	Agree	Disagree	Neutral	Strongly agree	Strongly disagree	Grand Total
Chhattisgarh	3		6	2		11
Gujarat	24	1	5	5	1	36
Rajasthan	19	7	12	24	9	71
Tamil Nadu	154	1	14	50		219
Grand Total	200	9	37	81	10	337

Table 4.1.44: Whether the recreational activities are kept keeping in mind all the age groups of women

In Swadhar Greh in Tamil Nadu, majority of residents agreed.

In Swadhar Greh in Gujarat, majority of residents agreed.

In Swadhar Greh in Chhattisgarh, majority of residents were neutral in their response.

In Swadhar Greh in Rajasthan, majority of residents strongly agreed.

Do you agree that the recreational activities are kept keeping in mind all the age groups of women?				
States	Agree	Neutral	Strongly agree	Grand Total
Chhattisgarh	6	4		10
Tamil Nadu	21	6	3	30
Grand Total	27	10	3	40

Table 4.1.45: Whether the recreational activities are kept keeping in mind all the age groups of women- Ujjawala Home

In Ujjawala Home in Tamil Nadu, majority of residents agreed.

In Ujjawala Home in Chhattisgarh, majority of residents agreed.

Are the recreational activities are provided keeping in mind children in homes

Do you agree that the recreational activities are provided keeping in mind children in homes?						
States	Agree	Disagree	Neutral	Strongly agree	Strongly disagree	Grand Total
Chhattisgarh	6		3	2		11
Gujarat	28		2	5	1	36
Rajasthan	17	14	10	20	10	71
Tamil Nadu	143	11	13	52		219
Grand Total	194	25	28	79	11	337

Table 4.1.46: Whether the recreational activities are provided keeping in mind children in homes

In Swadhar Greh in Tamil Nadu, majority of residents agreed.

In Swadhar Greh in Gujarat, majority of residents agreed.

In Swadhar Greh in Chhattisgarh, majority of residents agreed.

In Swadhar Greh in Rajasthan, majority of residents strongly agreed.

Do you agree that the recreational activities are provided keeping in mind children in homes				
States	Agree	Neutral	Strongly agree	Grand Total
Chhattisgarh	5	5		10
Tamil Nadu	25	3	2	30
Grand Total	30	8	2	40

Table 4.1.47: Whether the recreational activities are provided keeping in mind children-
Ujjawala Home

In Ujjawala Home in Tamil Nadu, majority of residents agreed.

In Ujjawala Home in Chhattisgarh, 50% residents out of total agreed while the other 50% were neutral in their response.

Satisfaction level with recreational activities provided at homes

Are you satisfied with recreational activities options in the Home?						
States	Highly dissatisfied	Highly satisfied	Moderately dissatisfied	Moderately Satisfied	Neutral	Grand Total
Chhattisgarh		2		5	4	11
Gujarat	1		3	28	4	36
Rajasthan	10	25	13	15	8	71
Tamil Nadu		47	11	147	14	219
Grand Total	11	74	27	195	30	337

Table 4.1.48: Satisfaction level with recreational activities provided at Swadhar Greh

In Swadhar Greh in Tamil Nadu, Gujarat and Chhattisgarh majority of the residents were moderately satisfied with the recreational activities options in the Home while in Rajasthan, majority of the residents were highly satisfied.

Are you satisfied with recreational activities options in the Home				
States	Highly satisfied	Moderately dissatisfied	Moderately Satisfied	Neutral
Chhattisgarh	1		4	5
Tamil Nadu	4	2	11	13
Grand Total	5	2	15	18

Table 4.1.49: Satisfied with recreational activities options in the Home- Ujjawala Home
 In Ujjawala Home in Tamil Nadu and Chhattisgarh majority of the residents were moderately satisfied with the recreational activities options in the Home.

Awareness regarding the provision of providing facilities for imparting vocational training to residents

Are you aware that there is provision of providing facilities for imparting vocational training to each resident?				
States	Maybe	No	Yes	Grand Total
Chhattisgarh			11	11
Gujarat		1	35	36
Rajasthan	6	10	55	71
Tamil Nadu		5	214	219
Grand Total	6	16	315	337

Table 4.1.50: Whether there is Awareness regarding the provision of providing facilities for imparting vocational training to residents- Swadhar Greh

In Swadhar Greh in Tamil Nadu, Gujarat and Rajasthan majority of the residents were aware of the provision of providing facilities for imparting vocational training to residents and in Chhattisgarh, all the residents were aware.

Are you aware that there is provision of providing facilities for imparting vocational training to each resident			
States	Maybe	Yes	Grand Total
Chhattisgarh	3	7	10
Tamil Nadu		30	30
Grand Total	3	37	40

Table 4.1.51: Whether there is Awareness regarding the provision of providing facilities for imparting vocational training to residents- Ujjawala Home

In Ujjawala Home in Chhattisgarh majority of the residents were aware of the provision of providing facilities for imparting vocational training to residents and in Tamil Nadu, all the residents were aware.

Satisfaction with system of reimbursement of vocational training fee of residents

Are you satisfied with the system of reimbursement of fee of the vocational training programmes?							
States	Highly dissatisfied	Highly satisfied	Moderately dissatisfied	Moderately satisfied	Neutral	Satisfied	Grand Total
Chhattisgarh		2		8	1		11
Gujarat	1	10		15	7	3	36
Rajasthan	10	21	6	4	14	16	71
Tamil Nadu		68	1	19	114	17	219
Grand Total	11	101	7	46	136	36	337

Table 4.1.52: Whether there is Satisfaction with system of reimbursement of vocational training fee of residents- Swadhar Greh

In Swadhar Greh in Tamil Nadu majority of residents were neutral in their response, in Gujarat and Chhattisgarh majority of the residents were moderately satisfied while in Rajasthan, majority of residents were highly satisfied with the system of reimbursement of vocational training fee of residents.

Is the full fee of the vocational training programme reimbursed				
States	Maybe	No	Yes	Grand Total
Chhattisgarh	2	4	4	10
Tamil Nadu	10		20	30
Grand Total	12	4	24	40

Table 4.1.53: Full fee of the vocational training programme reimbursed- Ujjawala Home

In Ujjawala Home in Tamil Nadu majority of residents were neutral in their response while in Chhattisgarh majority of the residents were moderately satisfied.

Vocational training Fields

Swadhar Greh in Tamil Nadu offered the maximum options for vocational training fields and majority of the residents opted for Tailoring, Embroidery, Basket making, Handicrafts, Woollen making, Computer class, Nursing Class, NCVT Training, Beautician, Pickle making, Candle making, Toys Making, Artwork, Jute bag making, Nursing, Herbal Napkin Making, Paper Bag Making, Handicrafts and Knitting.

The majority residents of Gujarat opted for Computer Training, Physiotherapy Training, Home Science, Stitching, Embroidery Work, and Jewellery Making.

Swadhar Greh in Chhattisgarh had the least number of options for vocational training and the majority residents of opted for Stitching, Pickle making and Art and Craft.

The majority residents of Rajasthan Swadhar Greh opted for Stitching and envelope making, Paper bag making and cooking classes.

The majority residents of Ujjawala Home Tamil Nadu opted for Mat making, and all types of Bags Making.

The majority residents of Ujjawala Home Chhattisgarh opted for Candle making.

Option to choose the field and course of training

In Swadhar Greh in Tamil Nadu, Gujarat and Rajasthan majority of the residents agreed to the fact that they were given the option to choose the field and course and training. In Swadhar Greh in Chhattisgarh, all the residents agreed.

The majority residents of Ujjawala Home Chhattisgarh agreed to the fact that they were given the option to choose the field and course and training. In Ujjawala Home Tamil Nadu, all the residents agreed.

Are suggestions given by the staff of the homes in taking up a particular course or field

Are there suggestions given to you, on part of the staff of the homes in taking up a particular course or field?			
States	No	Yes	Grand Total
Chhattisgarh		11	11
Gujarat	8	28	36
Rajasthan	13	58	71
Tamil Nadu		219	219
Grand Total	21	316	337

Table 4.1.54: Whether there are suggestions given by the staff of the homes in taking up a particular course or field- Swadhar Greh

In Swadhar Greh in all four states- Tamil Nadu, Gujarat, Chhattisgarh and Rajasthan, majority of the residents agreed to the fact that they were given suggestions by the staff of the homes in taking up a particular course or field.

Are there suggestions given to you, on part of the staff of the homes in taking up a particular course or field			
States	No	Yes	Grand Total
Chhattisgarh	2	8	10
Tamil Nadu		30	30
Grand Total	2	38	40

Table 4.1.55: Whether suggestions given to you, on part of the staff of the homes in taking up a particular course or field - Ujjawala Home

The majority residents of Ujjawala Home Chhattisgarh agreed to the fact that they were given suggestions by the staff of the homes in taking up a particular course or field. In Ujjawala Home Tamil Nadu, all the residents agreed.

Vocational Training Preference

Is the vocational training given as per your preference?			
States	No	Yes	Grand Total
Chhattisgarh		11	11
Gujarat	16	20	36
Rajasthan	22	49	71
Tamil Nadu	1	218	219
Grand Total	39	298	337

Table 4.1.56: Whether the vocational training given as per your preference- Swadhar Greh
 In Swadhar Greh in Tamil Nadu, 99.54% residents agreed that the training is given according to their preference. In Gujarat, 55.55% residents stated yes but the rest said no to the question that the vocational training field is according to their preference. In Chhattisgarh, all the residents agreed while in Rajasthan, 69.01% residents out of the total stated yes but the rest said no.

Is the vocational training given as per your preference			
States	No	Yes	Grand Total
Chhattisgarh	4	6	10
Tamil Nadu		30	30
Grand Total	4	36	40

Table 4.1.57: Whether the vocational training given as per your preference- Ujjawala Home

In Ujjawala Home in Tamil Nadu, all the residents agreed.

In Ujjawala Home Chhattisgarh, out of 10 residents, 60% said yes and 40% said no.

Agreement with Whether Training is Sufficient to sustain yourself

Do you agree that the training is sufficient for you to sustain yourselves?						
States	Agree	Disagree	Neutral	Strongly agree	Strongly disagree	Grand Total
Chhattisgarh	6		5			11
Highly satisfied	4		1			5
Moderately satisfied	2		3			5
Neutral			1			1
Gujarat	20	4	9	2	1	36
Highly dissatisfied				1		1
Highly satisfied	3			1		4
Moderately satisfied	16	2	8			26
Neutral	1	2	1		1	5
Rajasthan	10	19	12	18	12	71
Highly dissatisfied		4			12	16
Highly satisfied	3		2	18		23
Moderately satisfied	3	8	4			15
Neutral	4	7	6			17
Tamil Nadu	104	47	56	10	2	219
Highly satisfied	39		6	10	2	57
Moderately satisfied	60	42	7			109
Neutral	5	5	43			53
Grand Total	140	70	82	30	15	337

Table 4.1.58: Whether training is sufficient for you to sustain yourselves- Swadhar Greh

In Swadhar Greh in Tamil Nadu, 47.48% residents agreed, 21.46% disagreed, 4.56% strongly agreed, 0.91% strongly disagreed while 25.57% were neutral in their response to the question.

In Swadhar Greh in Gujarat, 55.55% residents agreed, 11.11% disagreed, 5.55% strongly agreed, 2.77% strongly disagreed while 25% were neutral in their response to the question.

In Swadhar Greh in Chhattisgarh, 54.54% residents agreed while 45.45% were neutral in their response to the question.

In Swadhar Greh in Rajasthan, 14.08% residents agreed, 26.76% disagreed, 25.35% strongly agreed, 16.90% strongly disagreed while 16.90% were neutral in their response to the question.

Do you agree that the training is sufficient for you to sustain yourselves			
States	Agree	Disagree	Neutral
Chhattisgarh	5		5
Tamil Nadu	17	10	3
Grand Total	22	10	8

Table 4.1.59: Whether training is sufficient for you to sustain yourselves- Ujjawala Home

In Ujjawala Home in Tamil Nadu, 56.66% residents agreed, 33.33% disagreed while 10% were neutral in their response.

In Ujjawala Home in Chhattisgarh 50% residents agreed while 50% were neutral in their response.

Non-Recurring Grant

Are you provided with one time non - recurring grant?			
States	No	Yes	Grand Total
Chhattisgarh	11		11
Gujarat	36		36
Rajasthan	54	17	71
Tamil Nadu	219		219
Grand Total	320	17	337

Table 4.1.60: Whether provided with one time non - recurring grant- Swadhar Greh

In Swadhar Greh in Tamil Nadu 98.63% of the residents were not aware of the provision of providing a onetime non -recurring grant and none of the residents were provided with one time non - recurring grant.

In Swadhar Greh in Gujarat, all residents were not aware of the provision and none of the residents were provided with one time non - recurring grant.

In Swadhar Greh in Chhattisgarh, all residents were not aware of the provision and none of the residents were provided with one time non - recurring grant.

In Swadhar Greh in Rajasthan, 81% of the residents were not aware and 18.30% residents were aware of the provision of providing a onetime non -recurring grant. Only 23.94% of the residents were given the grant.

Rajasthan Swadhar Greh were the only homes in the survey which actually provided the grant.

Are you provided with one time non - recurring grant		
States	No	Grand Total
Chhattisgarh	10	10
Tamil Nadu	30	30
Grand Total	40	40

Table 4.1.61: Whether Are you provided with one time non - recurring grant- Ujjawala Home

In Ujjawala Home in Tamil Nadu, 96.66% of the total residents were not aware and none of the residents were provided with one time non - recurring grant.

In Ujjawala Home in Chhattisgarh, all residents were not aware of the provision and none of the residents were provided the grant.

Amount of the Grant

In Swadhar Greh in all four states- Tamil Nadu, Gujarat, Chhattisgarh and Rajasthan, majority of the residents stated that the amount of grant is less than or equal to Rs. 1,000.

In Ujjawala Home in Tamil Nadu and Chhattisgarh, all residents stated that the amount of grant is less than or equal to Rs. 1,000.

Whether the residents had children and their awareness and satisfaction regarding facilities provided to the children

In Swadhar Greh in Tamil Nadu, 75.34% residents did not have children while 24.65% did. Out of the total residents, 64.38% were satisfied, 24.65% were maybe satisfied and 10.95% were not satisfied with the facilities provided for the children.

In Swadhar Greh in Gujarat, 86.11% residents did not have children while 13.88% did. Out of the total residents, 41.66% were satisfied, 55.55% were maybe satisfied and 2.77% were not satisfied with the facilities provided for the children.

In Swadhar Greh in Chhattisgarh, 90.90% residents did not have children while 9.09% did. Out of the total residents, 9.09% were satisfied, 81.81% were maybe satisfied and 9.09% were not satisfied with the facilities provided for the children.

In Swadhar Greh in Rajasthan, 66.19% residents did not have children while 33.80% did. Out of the total residents, 12.67% were satisfied, 39.43% were maybe satisfied and 47.88% were not satisfied with the facilities provided for the children.

In Ujjawala Home in Tamil Nadu, 63.33% residents did not have children while 36.66% did. Out of all the residents, 23.33% were highly satisfied, 70% were moderately satisfied while 6.66% were neutral in their opinion regarding the facilities provided for the children.

In Ujjawala Home in Chhattisgarh, 80% residents did not have children while 20% did. Out of all the residents, 80% were moderately satisfied while 20% were neutral in their opinion regarding the facilities provided for the children.

Frequency of inspection done by relevant staff regarding condition of homes

What is the frequency of the inspections done by the relevant staff of the conditions of the homes?						
States	Annually	Biannually	Monthly	Quarterly	Weekly	Grand Total
Chhattisgarh			10	1		11
Gujarat			26	10		36
Rajasthan	1	3	44	12	11	71
Tamil Nadu		10	169	38	2	219
Grand Total	1	13	249	61	13	337

Table 4.1.62: Frequency of inspection done by relevant staff regarding condition of homes- Swadhar Greh

In Swadhar Greh in Tamil Nadu, 4.56% residents said inspection were done biannually, 77.16% said inspection were done monthly, 17.35% said quarterly while 0.91% said inspection were done on a weekly basis.

In Swadhar Greh in Gujarat, 72.22% residents said inspection were done monthly while 27.77% said quarterly.

In Swadhar Greh in Chhattisgarh, 90.90% residents said inspection were done monthly while 9.09% said quarterly.

In Swadhar Greh in Rajasthan, 12.80% resident said inspections were done annually, 4.22% residents said inspection were done biannually, 61.97% said inspection were done monthly, 16.90% said quarterly while 15.49% said inspection were done on a weekly basis.

What is the frequency of the inspections done by the relevant staff of the conditions of the homes			
States	Monthly	Weekly	Grand Total
Chhattisgarh	3	7	10
Tamil Nadu	30		30
Grand Total	33	7	40

Table 4.1.63: Frequency of inspection done by relevant staff regarding condition of homes-
Ujjawala Home

In Ujjawala Home in Tamil Nadu, all 100% residents said inspection were done monthly.

In Ujjawala Home in Chhattisgarh, 30% residents said inspection were done monthly while 70% said they were done weekly.

Agency handling the home

In Swadhar Greh in Tamil Nadu, majority of homes are handled by Civil Society Organizations such as NGOs.

In Gujarat, agency handling the homes are the State Government agencies including Women Development Corporations.

In Chhattisgarh, Civil Society Organizations such as NGOs handle the homes.

In Rajasthan, Civil Society Organizations such as NGOs handle the homes.

In Ujjawala Home in Tamil Nadu, 66.66% residents mentioned that the home was handled by civil society organizations and 33.33% residents mentioned that it was handled by rural education for community organizations.

In Ujjawala Home in Chhattisgarh, all 100% residents mentioned that the home was handled by civil society organizations such as NGOs.

Ownership of the Homes

What is the ownership status of the Swadhar Greh home?			
Row Labels	On Rent	Owned by the Agency handling the home	Grand Total
Chhattisgarh	11		11
Gujarat		36	36
Rajasthan	59	12	71
Tamil Nadu	200	19	219
Grand Total	270	67	337

Table 4.1.64: Ownership status of the Swadhar Greh home

In Swadhar Greh in Tamil Nadu, Rajasthan and Chhattisgarh, majority of residents stated that the homes are on rent while all the residents of Gujarat Swadhar Greh stated that the homes are owned by the agency handling it.

What is the ownership status of the Ujjawala home		
States	On Rent	Grand Total
Chhattisgarh	10	10
Tamil Nadu	30	30
Grand Total	40	40

Table 4.1.65: Ownership status of the Ujjawala home

In Ujjawala Home in Tamil Nadu and Chhattisgarh, all the residents stated that the homes are on rent.

Are cooks adequately equipped with the required tools and hygiene apparatus

Do you agree that cooks are adequately equipped with the required tools and hygiene apparatus?						
States	Agree	Disagree	Neutral	Strongly agree	Strongly disagree	Grand Total
Chhattisgarh	7		3		1	11
Gujarat	23	1	4	8		36
Rajasthan	17	5	14	26	9	71
Tamil Nadu	163	1	4	50	1	219
Grand Total	210	7	25	84	11	337

Table 4.1.66: Whether the cooks are adequately equipped with the required tools and hygiene apparatus- Swadhar Greh

In Swadhar Greh in Tamil Nadu, Gujarat and Chhattisgarh, majority of residents agreed while in Rajasthan, majority strongly agreed.

Do you agree that cooks are adequately equipped with the required tools and hygiene apparatus				
States	Agree	Neutral	Strongly agree	Grand Total
Chhattisgarh	6	4		10
Tamil Nadu	29		1	30
Grand Total	35	4	1	40

Table 4.1.67: Whether the cooks are adequately equipped with the required tools and hygiene apparatus- Ujjawala Home

In Ujjawala Home in Tamil Nadu and Chhattisgarh, all the residents agreed that the cooks adequately equipped with the required tools and hygiene apparatus.

Whether kitchen area is equipped with the exhaust system for ventilation

In Swadhar Greh in Tamil Nadu, Rajasthan and Chhattisgarh, majority of residents agreed while in Gujarat, majority of residents said no.

In Ujjawala Home in Tamil Nadu and Chhattisgarh, majority of residents agreed.

Frequency of mopping and cleaning of the kitchen area

In Swadhar Greh in Tamil Nadu, regarding whether kitchen is cleaned daily, 21.46% residents stated maybe, 76.71% stated yes while 1.82% stated no as a response.

In Swadhar Greh in Gujarat, all 100% of the residents stated yes, it was cleaned daily.

In Swadhar Greh in Chhattisgarh, 90% residents stated it was cleaned daily while 10% said it was cleaned once a week.

In Swadhar Greh in Rajasthan, regarding whether kitchen is cleaned daily, 43.66% residents stated maybe, 38.02% stated yes while 15.49% stated no as a response while 2.81% residents stated kitchen was mopped and cleaned alternate days.

In Ujjawala Home in Tamil Nadu and Chhattisgarh, all the residents stated it was cleaned daily.

Fuel used for cooking food

In Swadhar Greh in Tamil Nadu, majority of residents stated LPG is used for cooking food.

In Swadhar Greh in Gujarat, majority said there is a gas pipeline.

In Swadhar Greh Chhattisgarh and Rajasthan, majority said LPG.

In Ujjawala Home in Tamil Nadu and Chhattisgarh, all the residents stated LPG.

Frequency of bathroom cleaning

In Swadhar Greh in all four states, majority of residents stated that bathrooms were cleaned daily.

What is the frequency of the cleaning of the bathrooms?				
States	Alternative days	Daily	Weekly	Grand Total
Chhattisgarh		11		11
All the bathrooms		10		10
Some of the bathrooms		1		1
Gujarat	1	35		36
All the bathrooms		16		16
Never	1	19		20
Rajasthan		71		71
All the bathrooms		54		54
Never		10		10
Some of the bathrooms		7		7
Tamil Nadu		203	16	219
All the bathrooms		197	16	213
Never		5		5
Some of the bathrooms		1		1
Grand Total	1	320	16	337

Table 4.1.68: Frequency of the cleaning of the bathrooms - Ujjawala Home

In Ujjawala Home in Tamil Nadu and Chhattisgarh, all residents stated that bathrooms were cleaned daily.

What is the frequency of the cleaning of the bathrooms		
States	Daily	Grand Total
Chhattisgarh	10	10
Tamil Nadu	30	30
Grand Total	40	40

Table 4.1.69: Frequency of the cleaning of the bathrooms - Swadhar Greh

Training rooms in the premises

Are there training rooms in the premises?			
States	No	Yes	Grand Total
Chhattisgarh		11	11
Gujarat	10	26	36
Rajasthan	10	61	71
Tamil Nadu	11	208	219
Grand Total	31	306	337

Table 4.1.70: Training rooms in the premises - Swadhar Greh

In Swadhar Greh in all four states, majority of residents stated that there are training rooms in the premises.

Are there training rooms in the premises		
States	Yes	Grand Total
Chhattisgarh	10	10
Tamil Nadu	30	30
Grand Total	40	40

Table 4.1.71: Training rooms in the premises - Ujjawala Home

In Ujjawala Home in Tamil Nadu and Chhattisgarh, all residents stated that there are training rooms in the premises.

Cleaning of rooms

Is the cleaning of the rooms done?				
States	Alternative days	Daily	Weekly	Grand Total
Chhattisgarh		11		11
Gujarat		36		36
Rajasthan		71		71
Tamil Nadu	1	217	1	219
Grand Total	1	335	1	337

Table 4.1.72: Whether the cleaning of the rooms done - Swadhar Greh

In Swadhar Greh in all four states, majority of residents stated that the rooms are cleaned daily.

Is the cleaning of the rooms done		
States	Daily	Grand Total
Chhattisgarh	10	10
Tamil Nadu	30	30
Grand Total	40	40

Table 4.1.73: Whether the cleaning of the rooms done - Ujjawala Home

In Ujjawala Home in Tamil Nadu and Chhattisgarh, all residents stated that the rooms are cleaned daily.

Homes equipped keeping in mind the demands of the children

Do you agree the homes equipped keeping in mind the demands of the children?						
States	Agree	Disagree	Neutral	Strongly agree	Strongly disagree	Grand Total
Chhattisgarh	5	1	4		1	11
Maybe	2	1	4		1	8
Yes	3					3
Gujarat	26		7	3		36
Yes	26		7	3		36
Rajasthan	12	12	19	18	10	71
Maybe	6	5	9			20
No	1	6	5		10	22
Yes	5	1	5	18		29
Tamil Nadu	166	11	15	22	5	219
Maybe	7	1	11	3	2	24
No	3	8		2	1	14
Yes	156	2	4	17	2	181
Grand Total	209	24	45	43	16	337

Table 4.1.74: Whether the Homes equipped keeping in mind the demands of the children- Swadhar Greh

In Swadhar Greh in Tamil Nadu, 75.79% residents agreed, 5.02% disagreed, 10.04% strongly agreed, 2.28% strongly disagreed while 6.84% were neutral in their response to the question.

In Swadhar Greh in Gujarat, 72.22% residents agreed, 30.55% strongly agreed while 19.44% were neutral in their response to the question.

In Swadhar Greh in Chhattisgarh, 45.45% residents agreed, 9.09% disagreed, 9.09% strongly disagreed while 36.36% were neutral in their response to the question.

In Swadhar Greh in Rajasthan, 16.9% residents agreed, 16.9% disagreed, 25.35% strongly agreed, 14.08% strongly disagreed while 26.76% were neutral in their response to the question.

Do you agree the homes equipped keeping in mind the demands of the children			
States	Agree	Neutral	Grand Total
Chhattisgarh	2	8	10
Tamil Nadu	28	2	30
Grand Total	30	10	40

Table 4.1.75: Whether the Homes equipped keeping in mind the demands of the children- Ujjawala Home

In Ujjawala Home in Tamil Nadu, 93.33% residents agreed while 6.66% were neutral in their response to the question.

In Ujjawala Home in Chhattisgarh, 20% residents agreed while 80% were neutral in their response to the question.

Whether homes give equipment for children's activities

In Swadhar Greh in Tamil Nadu, Gujarat and Rajasthan, majority of the residents stated yes to the question while in Chhattisgarh, majority said maybe.

In Ujjawala Home in Tamil Nadu, majority of the residents stated yes while in Chhattisgarh, majority said maybe.

Children going to school

If you have children, do they go to schools?				
States	Reluctant to answer	No	Yes	Grand Total
Chhattisgarh	7	1	2	11
Maybe	2	1		2
Neutral				1
Yes	6		2	8
Gujarat		2	34	36
Maybe		2		2
Yes			34	34
Rajasthan	11	32	27	71
Maybe	12	13	1	25
Neutral				1
No		16	1	17
Yes		3	25	28
Tamil Nadu	6	72	141	219
Maybe	6	28	40	74
No		1	1	2
Yes		43	100	143
Grand Total	26	107	204	337

Table 4.1.76: Whether the Children going to school - Swadhar Greh

In Swadhar Greh in Tamil Nadu, 64.38% residents said yes, 32.87% said no while 2.73% were reluctant to answer.

In Swadhar Greh in Gujarat, 94.44% residents said yes while 5.55% said no.

In Swadhar Greh in Chhattisgarh, 18.18% residents said yes, 9.09% said no while 63.63% were reluctant to answer.

In Swadhar Greh in Rajasthan, 38.02% residents said yes, 45.07% said no while 15.49% were reluctant to answer.

If you have children, do they go to schools				
States	Maybe	No	Yes	Grand Total
Chhattisgarh	3	3	4	10
Tamil Nadu		19	11	30
Grand Total	3	22	15	40

Table 4.1.77: Whether the Children going to school - Ujjawala Home

In Ujjawala Home Tamil Nadu, majority of residents said no while in Ujjawala Home Chhattisgarh, majority of residents said yes.

Telephone services and charges at home

Who pays for the telephone charges in the home?			
States	Individual resident	Paid by the agency	Grand Total
Chhattisgarh		11	11
Gujarat		36	36
Rajasthan		71	71
Tamil Nadu	3	216	219
Grand Total	3	334	337

Table 4.1.78: Who pays for the telephone charges in the home - Swadhar Greh

In Swadhar Greh in Tamil Nadu and Gujarat, majority of the residents were moderately satisfied with the telephonic services provided while majority of the residents in Chhattisgarh and Rajasthan were highly satisfied.

In Swadhar Greh in Gujarat, Rajasthan and Chhattisgarh, all the residents stated that the agency paid telephone charges while in Tamil Nadu, majority of the residents stated that the agency paid.

Who pays for the telephone charges in the home		
States	Paid by the agency	Grand Total
Chhattisgarh	10	10
Tamil Nadu	30	30
Grand Total	40	40

Table 4.1.79: Who pays for the telephone charges in the home - Ujjawala Home

In Ujjawala Home in Tamil Nadu and Chhattisgarh, majority of the residents were neutral in their response. In Ujjawala Home in Tamil Nadu and Chhattisgarh, all the residents stated that the agency paid telephone charges.

Internet Services

Are the internet services provided in the premises?				
States	Maybe	No	Yes	Grand Total
Chhattisgarh	2		9	11
Agency	1		9	10
Individual resident	1			1
Gujarat	12	15	9	36
Agency		2	8	10
Individual resident	12	13	1	26
Rajasthan	14	30	27	71
Agency	2	2	24	28
Individual resident	12	28	3	43
Tamil Nadu	7	59	153	219
Agency	2	8	147	157
Individual resident	5	51	6	62
Grand Total	35	104	198	337

Table 4.1.80: Are the internet services provided in the premises - Swadhar Greh

In Swadhar Greh in Tamil Nadu, regarding providing the internet services in the premises, 69.86% of the residents said yes, 26.94% said no while 3.19% said maybe. Regarding payment of internet charges, majority said that the agency paid.

In Swadhar Greh in Gujarat, regarding providing the internet services in the premises, 25% residents said yes, 41.66% said no while 33.33% said maybe. Regarding payment of internet charges, majority said that the individual resident paid.

In Swadhar Greh in Chhattisgarh, regarding providing the internet services in the premises, 81.81% residents said yes and 18.18% said no. Regarding payment of internet charges, majority said that the agency paid.

In Swadhar Greh in Rajasthan, regarding availability of internet services in the premises, 38.02% residents said yes, 42.25% said no while 19.71% said maybe. Regarding payment of internet charges, majority said that the individual resident paid.

Are the internet services provided in the premises		
States	No	Yes
Chhattisgarh	1	9
Tamil Nadu	9	21
Grand Total	10	30

Table 4.1.81: Are the internet services provided in the premises - Ujjawala Home

In Ujjawala Home in Tamil Nadu and Chhattisgarh, regarding availability of internet services in the premises, majority of the residents said yes and in both these states all residents said that the agency paid for the internet services.

Newspapers

In Swadhar Greh in Tamil Nadu, Chhattisgarh and Rajasthan, majority of the residents stated that newspapers are always provided. In Swadhar Greh Gujarat, majority stated that newspapers are never provided.

Monitoring by Authorities

Is the monitoring of the homes done by the designated authorities?				
States	Maybe	No	Yes	Grand Total
Chhattisgarh			11	11
Monthly			10	10
Quarterly			1	1
Gujarat			36	36
Monthly			27	27
Quarterly			9	9
Rajasthan	3	7	61	71
Biannually			1	1
Monthly	3	5	38	46
Quarterly		2	22	24
Tamil Nadu	33	1	185	219
Annually			36	36
Biannually			39	39

I am not aware	4		2	6
Monthly	29	1	101	131
Quarterly			7	7
Grand Total	36	8	293	337

Table 4.1.82: Whether is the monitoring of the homes done by the designated authorities- Swadhar Greh

In Swadhar Greh in all four states, majority of the residents stated that the monitoring is done by the authorities, it's done monthly and changes and improvements are always done after the monitoring exercise.

If yes, then how often the monitoring is done				
States	Annually	Biannually	Monthly	Grand Total
Chhattisgarh			10	10
Tamil Nadu	10	1	19	30
Grand Total	10	1	29	40

Table 4.1.83: How often the monitoring is done- Ujjawala Home

In Ujjawala Home in Tamil Nadu and Chhattisgarh, majority of the residents stated that the monitoring is done by the authorities, it's done monthly and changes and improvements are always done after the monitoring exercise.

Counsellors/Social workers provided at the home

How many counsellors are provided in the home?				
States	Don't know	One	Two	Grand Total
Chhattisgarh		11		11
Gujarat		36		36
Rajasthan		61	10	71
Tamil Nadu	1	208	10	219
Grand Total	1	316	20	337

Table 4.1.84: Counsellors are provided in the home- Swadhar Greh

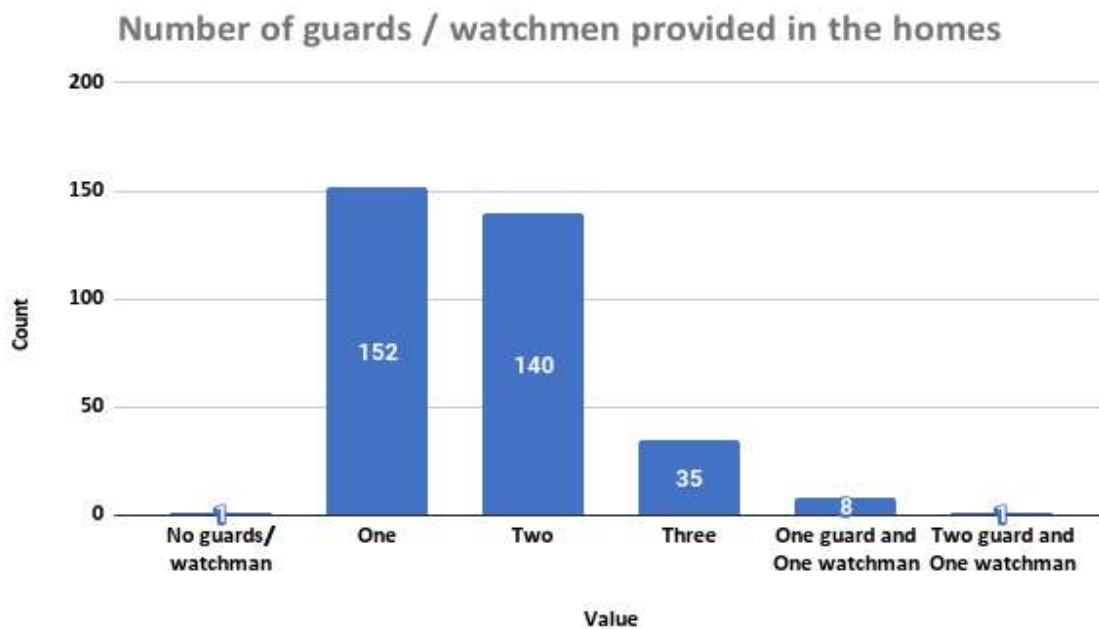
In Swadhar Greh in all four states, majority of the residents stated that 1 counsellor is provided at the home.

How many social workers are provided in the home		
States	2 social workers	Grand Total
Chhattisgarh	10	10
Tamil Nadu	30	30
Grand Total	40	40

Table 4.1.85: Social workers are provided in the home - Ujjawala Home

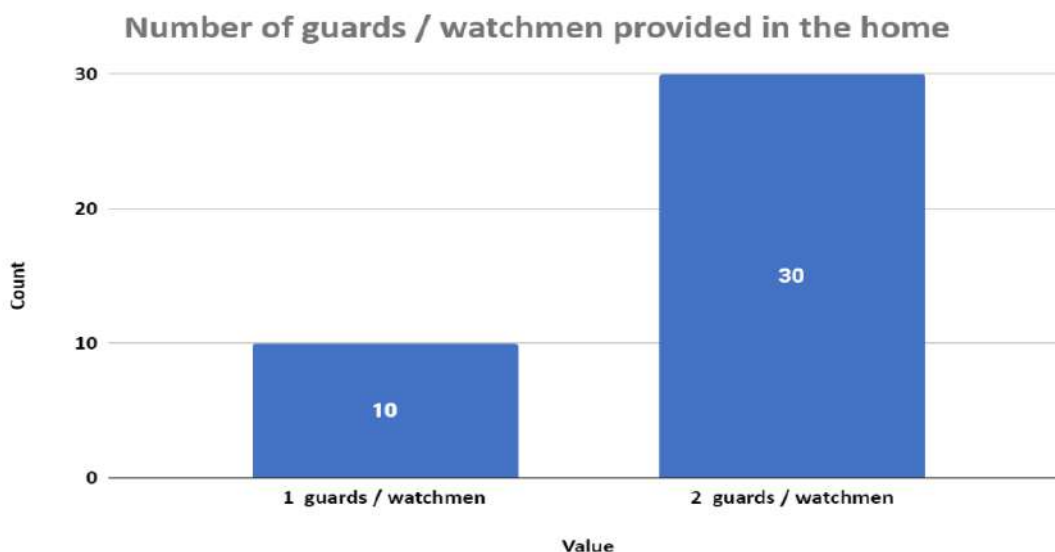
In Ujjawala Home in Tamil Nadu and Chhattisgarh, all the residents stated that 2 social workers are provided at the home.

Guards / watchmen provided in the home



Graph No. 4.1.9: Number of Guards/Watchmen provided in the homes- Swadhar Greh

In Swadhar Greh in Tamil Nadu, majority of residents said one, in Gujarat majority said two, in Chhatisgarh majority said one and in Rajasthan majority said two guards/watchmen were provided.



Graph No. 4.1.10: Number of Guards/Watchmen provided in the homes- Ujjawala Home

In Ujjawala Home in Tamil Nadu and Chhattisgarh, majority of the residents stated that 2 guards/ watchmen were provided.

Sufficiency of CCTV cameras

In Swadhar Greh in Tamil Nadu, majority of the residents said that enough cameras were installed that they were moderately satisfied with sufficiency of CCTV cameras.

In Swadhar Greh in Gujarat, majority of the residents said that enough cameras were installed that they were highly satisfied with sufficiency of CCTV cameras security.

In Swadhar Greh in Chhattisgarh, all the residents said that enough cameras were installed that they were highly satisfied with sufficiency of CCTV cameras security.

In Swadhar Greh in Rajasthan, majority of the residents said that enough cameras were installed that they were highly satisfied with sufficiency of CCTV cameras security.

Satisfaction with kitchen conditions at home

Are you satisfied with the kitchen conditions of the Home?						
States	Highly dissatisfied	Highly satisfied	Moderately dissatisfied	Moderately satisfied	Neutral	Grand Total
Chhattisgarh		10		1		11
Gujarat	1	12	2	13	8	36
Rajasthan	8	40	2	18	3	71
Tamil Nadu		80	1	136	2	219
Grand Total	9	142	5	168	13	337

Table 4.1.86: Satisfied with the kitchen conditions of the Home - Swadhar Greh

In Swadhar Greh in Tamil Nadu and Gujarat, majority of the residents were moderately satisfied with the kitchen conditions at the home while in Swadhar Greh in Chhattisgarh and Rajasthan, majority of the residents were highly satisfied with the kitchen conditions at the home.

Are you satisfied with the kitchen conditions of the Home			
States	Highly satisfied	Moderately satisfied	Neutral
Chhattisgarh	2	8	
Tamil Nadu	7	22	1
Grand Total	9	30	1

Table 4.1.87: Satisfied with the kitchen conditions of the Home - Ujjawala Home

In Ujjawala Home in Tamil Nadu and Chhattisgarh, majority of the residents were moderately satisfied with the kitchen conditions at the home.

Satisfaction with bathroom conditions

Are you satisfied with the conditions of bathrooms?						
States	Highly dissatisfied	Highly satisfied	Moderately dissatisfied	Moderately satisfied	Neutral	Grand Total
Chhattisgarh		11				11
Gujarat	2	1	13	13	7	36
Rajasthan	10	35		25	1	71
Tamil Nadu		60	2	153	4	219
Grand Total	12	107	15	191	12	337

Table 4.1.88: Satisfied with the conditions of bathrooms - Swadhar Greh

In Swadhar Greh in Tamil Nadu, majority of the residents were moderately satisfied with the bathroom conditions, in Gujarat equal number of residents were moderately satisfied and moderately dissatisfied, in Chhattisgarh and Rajasthan, majority of residents were highly satisfied.

Are you satisfied with the conditions of the bathrooms				
States	Highly satisfied	Moderately satisfied	Neutral	Grand Total
Chhattisgarh	3	6	1	10
Tamil Nadu	10	19	1	30
Grand Total	13	25	2	40

Table 4.1.89: Satisfied with the conditions of bathrooms - Ujjawala Home

In Ujjawala Home in Tamil Nadu and Chhattisgarh, majority of the residents were moderately satisfied with the bathroom conditions.

Satisfaction with training room conditions

In Swadhar Greh in Tamil Nadu, majority of the residents were moderately satisfied with the training room conditions while in Gujarat, Chhattisgarh and Rajasthan, majority of residents were highly satisfied.

In Ujjawala Home in Tamil Nadu and Chhattisgarh, majority of the residents were moderately satisfied with the training room conditions.

Satisfaction with exhaust systems of kitchen area

Are you satisfied with the exhaust systems of kitchen area?						
States	Highly dissatisfied	Highly satisfied	Moderately dissatisfied	Moderately satisfied	Neutral	Grand Total
Chhattisgarh		11				11
Gujarat	6	3	6	12	7	34
Rajasthan	10	37		18	6	71
Tamil Nadu		79	1	104	19	203
Grand Total	16	130	7	134	32	319

Table 4.1.90: Satisfied with the exhaust systems of Kitchen area - Swadhar Greh

In Swadhar Greh in Tamil Nadu and Gujarat, majority of the residents were moderately satisfied with exhaust systems of kitchen area while majority of the residents in Chhattisgarh and Rajasthan were highly satisfied.

Are you satisfied with the exhaust systems of kitchen area				
States	Highly satisfied	Moderately dissatisfied	Moderately satisfied	Grand Total
Chhattisgarh	4		6	10
Tamil Nadu	20	1	8	30
Grand Total	24	1	14	40

Table 4.1.91: Satisfied with the exhaust systems of Kitchen area - Ujjawala Home

In Ujjawala Home in Tamil Nadu majority of the residents were highly satisfied while in Chhattisgarh, majority of the residents were moderately satisfied with exhaust systems of kitchen area.

Satisfaction with pest control effectiveness

Are you satisfied with the effectiveness of pest control?						
States	Highly dissatisfied	Highly satisfied	Moderately dissatisfied	Moderately satisfied	Neutral	Grand Total
Chhattisgarh		5		5	1	11
Gujarat		5	1	25	4	35
Rajasthan	10	17		9	17	53
Tamil Nadu		50	2	102	58	212
Grand Total	10	77	3	141	80	311

Table 4.1.92: Satisfied with the effectiveness of pest control - Swadhar Greh

In Swadhar Greh in Tamil Nadu, Gujarat and Chhattisgarh, majority of the residents were moderately satisfied with the effectiveness of pest control. The majority of the residents in Rajasthan were highly satisfied.

Are you satisfied with the effectiveness of pest control				
States	Highly satisfied	Moderately satisfied	Neutral	Grand Total
Chhattisgarh	2	8		10
Tamil Nadu	4	17	9	30
Grand Total	6	25	9	40

Table 4.1.93: Satisfied with the effectiveness of pest control - Ujjawala Home

In Ujjawala Home in Tamil Nadu majority of the residents were highly satisfied while in Chhattisgarh, majority of the residents were moderately satisfied with the effectiveness of pest control.

Satisfaction with the kitchen staff's treatment of residents

States	Highly dissatisfied	Highly satisfied	Moderately satisfied	Neutral	Grand Total
Chhattisgarh		9	2		11
Gujarat		8	21	6	35
Rajasthan	10	47	14		71
Tamil Nadu	1	85	131	2	219
Grand Total	11	149	168	8	336

Table 4.1.94: Satisfied with the kitchen staff's treatment of residents - Swadhar Greh

In Swadhar Greh in Tamil Nadu and Gujarat, majority of the residents were moderately satisfied with the kitchen staff's treatment while majority of the residents in Chhattisgarh and Rajasthan were highly satisfied.

Are you satisfied with the kitchen staff's treatment with you				
States	Highly satisfied	Moderately satisfied	Neutral	Grand Total
Chhattisgarh	6	3	1	10
Tamil Nadu	16	14		30
Grand Total	22	17	1	40

Table 4.1.95: Satisfied with the kitchen staff's treatment of residents - Ujjawala Home

In Ujjawala Home in Tamil Nadu and Chhattisgarh, majority of the residents were highly satisfied with the kitchen staff's treatment of them.

Satisfaction with the ventilation system in bathrooms

In Swadhar Greh in Tamil Nadu, majority of the residents are moderately satisfied with the ventilation system in bathrooms, majority of the residents in Chhattisgarh and Rajasthan were highly satisfied while equal number of residents in Gujarat were moderately dissatisfied and moderately satisfied with the ventilation system in bathroom.

In Ujjawala Home in Tamil Nadu, majority of the residents were moderately satisfied while in Chhattisgarh, equal number of residents were highly satisfied and moderately satisfied with the ventilation.

Satisfaction with the support given to children by the Home

In Swadhar Greh in Tamil Nadu and Gujarat, majority of the residents were moderately satisfied with the support given to the children by the home while majority of the residents in Chhattisgarh and Rajasthan were highly satisfied.

In Ujjawala Home in Tamil Nadu and Chhattisgarh, majority of the residents were neutral in their response.

Satisfaction with the functioning of homes and areas of improvement

Are you satisfied with the functioning of the Swadhar Greh Homes?						
States	Highly dissatisfied	Highly satisfied	Moderately dissatisfied	Neutral	Satisfied	Grand Total
Chhattisgarh		9			2	11
Gujarat		1		1	32	34
Rajasthan	10	27	1	8	25	71
Tamil Nadu	3	24	4	17	171	219
Grand Total	13	61	5	26	230	335

Table 4.1.96: Satisfied with the functioning of homes - Swadhar Greh

In Swadhar Greh in Tamil Nadu and Gujarat, majority of the residents were satisfied with the functioning while the majority in Chhattisgarh and Rajasthan were highly satisfied.

Regarding areas of improvement, majority of residents in Tamil Nadu, Gujarat and Rajasthan stated that vocational training needs more focus while in Chhattisgarh, majority stated pocket money.

Are you satisfied with the functioning of the Ujjawala Homes					
States	Highly satisfied	Moderately dissatisfied	Neutral	Satisfied	Grand Total
Chhattisgarh	5			5	10
Tamil Nadu	3	1	8	18	30
Grand Total	8	1	8	23	40

Table 4.1.97: Satisfied with the functioning of homes - Ujjawala Home

In Ujjawala Home in Tamil Nadu and Chhattisgarh, majority of the residents were satisfied and highly satisfied respectively with the functioning.

Regarding areas of improvement, majority of residents in Tamil Nadu stated that vocational training needs more focus while in Chhattisgarh, majority stated pocket money.

Change in the residents' socio-economic conditions after exiting from the home

After admission to the Home, do you find change in your socio-economic conditions?						
States	Agree	Disagree	Neutral	Strongly agree	Strongly disagree	Grand Total
Chhattisgarh	5		5	1		11
Gujarat	11	11	8		5	35
Rajasthan	11	17	11	21	10	70
Tamil Nadu	117	37	56	3		213
Grand Total	144	65	80	25	15	329

Table 4.1.98: Change in the socio-economic conditions after admission to the Home - Swadhar Greh

In Swadhar Greh in Tamil Nadu and Chhattisgarh, majority of residents agreed that their socio-economic conditions changed for good after admission to the home, in Gujarat, equal number of residents agreed and disagreed while in Rajasthan, majority of residents strongly agreed.

After admission to the Home, do you find change in your socio-economic conditions				
States	Agree	Disagree	Neutral	Grand Total
Chhattisgarh	2		8	10
Tamil Nadu	24	1	5	30
Grand Total	26	1	13	40

Table 4.1.99: Change in the socio-economic conditions after admission to the Home - Ujjawala Home

In Ujjawala Home in Tamil Nadu, majority of the residents agreed that their socio-economic conditions changed for good after admission to the home while in Chhattisgarh, majority of residents gave neutral response.

Whether the residents will be able to earn and sustain themselves after exiting the home

After exiting the Home, will you be able to earn and sustain yourself adequately?						
States	Agree	Disagree	Neutral	Strongly agree	Strongly disagree	Grand Total
Chhattisgarh	8		2	1		11
Gujarat	11	13	8		3	35
Rajasthan	9	12	19	18	13	71
Tamil Nadu	74	80	52	9	3	218
Grand Total	102	105	81	28	19	335

Table 4.1.100: Whether the residents will be able to earn and sustain themselves after exiting the home- Swadhar Greh

In Swadhar Greh in Tamil Nadu and Chhattisgarh, majority of residents agreed that they will be able to earn and sustain themselves after leaving the home, in Swadhar Greh in Gujarat, majority disagreed while in Rajasthan, the majority were neutral in their response.

After exiting the Home, will you be able to earn and sustain yourself adequately?				
States	Agree	Disagree	Neutral	Grand Total
Chhattisgarh	2		8	10
Tamil Nadu	13	10	7	30
Grand Total	15	10	15	40

Table 4.1.101: Whether the residents will be able to earn and sustain themselves after exiting the home - Ujjawala Home

In Ujjawala Home in Tamil Nadu, majority of the residents agreed that they will be able to earn and sustain themselves after leaving the home while in Chhattisgarh, majority of residents gave neutral response.

CONCLUSION:

Objective 2 of this data collection was to analyse and understand the facilities of medical, legal and police assistance and shelter provided by the Swadhar Greh and Ujjawala homes in selected states of India to the women especially the adolescent girls.

In Swadhar Greh and Ujjawala Home in all states, majority of residents stated that they were given three meals a day. The Swadhar Greh residents also stated that they were given Vegetarian Daily and Occasionally Non-Vegetarian food except Rajasthan where only

vegetarian meals were provided. In Ujjawala home Chhattisgarh as well only vegetarian food is given.

Majority of the residents also stated that milk, pulses and seasonal fruits were always provided and they were satisfied with the quality of food. The residents were also satisfied with the hygiene and maintenance of mess/ canteen.

In Swadhar Greh in all four states, majority of residents were aware of the provision of providing clothes by the home but the frequency varied however the residents were satisfied with it. Majority of residents stated that laundry and ironing services were never provided. In Ujjawala Home in Tamil Nadu and Chhattisgarh, all the residents stated that laundry and ironing services were never provided.

In Swadhar Greh in the four states, the residents received pocket money and agreed that the amount is constant throughout the year. The amount is usually less than or equal to Rs. 100 and that the pocket money they receive is not sufficient to sustain. In Ujjawala home Chhattisgarh, the residents never received any pocket money but the caretakers bought them things whenever they asked. In Ujjawala Home Tamil Nadu, residents stated that they were never given any pocket money but the caretakers bought them things and according to some residents, the value usually amounted to Rs. 175/-.

Majority residents in all states agreed that they were taken out for recreational activities monthly and that such activities need to be increased and optimised.

In Swadhar Greh in all states majority of the residents were aware of the provision of providing facilities for imparting vocational training to residents. Swadhar Greh in Tamil Nadu offered the maximum options for vocational training fields while Chhattisgarh offered the least. Majority of residents in both homes in all four states agreed that the training is sufficient for them to sustain themselves.

Regarding the non-recurring grant, majority of residents in all states were not aware of the provision. Rajasthan Swadhar Greh were the only homes in the survey which actually provided the grant. In both homes in all states, majority of residents stated that the rooms are cleaned daily. Majority were also satisfied with the inspection, facilities for children, telephone and internet services, monitoring by authorities. CCTV cameras, Counsellors/Social workers, Guards / watchmen, the kitchen conditions, conditions of bathrooms, effectiveness of pest control and kitchen staff's treatment of residents.

In Swadhar Greh in Tamil Nadu and Chhattisgarh, majority of residents agreed that they will be able to earn and sustain themselves after leaving the home, in Swadhar Greh in Gujarat, majority disagreed while in Rajasthan, a lot of residents disagreed. In Ujjawala Home in Tamil Nadu, majority of the residents agreed that they will be able to earn and sustain themselves after leaving the home while in Chhattisgarh, majority of residents gave neutral response.

OBJECTIVE 3

TO ANALYSE AND UNDERSTAND THE FACILITIES OF MEDICAL, LEGAL AND POLICE ASSISTANCE AND SHELTER PROVIDED BY THE SWADHAR GREH IN SELECTED STATES OF INDIA TO THE WOMEN

Whether medical check-up was done at the time of admission of residents

Was your medical check-up done at time of your admission?				
States	Maybe	No	Yes	Grand Total
Chhattisgarh	1		10	11
Yes	1		10	11
Gujarat		8	27	35
No		1		1
Yes		7	27	34
(blank)				
Rajasthan	1	14	56	71
Maybe			1	1
No	1	9		10
Yes		5	55	60
Tamil Nadu		73	146	219
Maybe		1	1	2
No		8	2	10
Yes		62	143	205
(blank)		2		2
Grand Total	2	95	239	336

Table 4.1.102: Whether medical check-up was done at the time of admission of residents- Swadhar

Greh

In Swadhar Greh in all four states, majority of the residents stated yes medical check-up was done at the time of admission of residents in the home.

Was your medical check-up done at the time of your admission?			
States	No	Yes	Grand Total
Chhattisgarh		10	10
Tamil Nadu	20	10	30
Grand Total	20	20	40

Table 4.1.103: Whether medical check-up was done at the time of admission of residents- Ujjawala Home

In Ujjawala Home in Tamil Nadu, majority of the residents stated no while in Chhattisgarh, all residents said yes.

Whether check-up done within 3 days of your admission

Was the check-up done within 3 days of your admission?				
States	Maybe	No	Yes	Grand Total
Chhattisgarh			11	11
Gujarat		1	34	35
Rajasthan	1	10	60	71
Tamil Nadu	2	10	205	217
Grand Total	3	21	310	334

Table 4.1.104: Whether check-up done within 3 days of the admission - Swadhar Greh

In Swadhar Greh in all four states, majority of the residents stated yes check-up was done within 3 days of admission of residents in the home.

Was the check-up done within 3 days of your admission?		
States	Yes	Grand Total
Chhattisgarh	10	10
Tamil Nadu	10	10
Grand Total	20	20

Table 4.1.105: Whether check-up done within 3 days of the admission - Ujjawala Home

In Ujjawala Home in Tamil Nadu and Chhattisgarh, all the residents stated yes.

Awareness of residents regarding if known to have contracted HIV/AIDS, is a resident referred to the VCTC (Voluntary Counselling and Testing Centre) centre of the nearest hospital

Is the resident, if known to have contracted HIV/AIDS, referred to the VCTC (Voluntary Counselling and Testing Centre) centre of the nearest hospital?					
States	Always	Never	Not aware	Sometimes	Grand Total
Chhattisgarh			11		11
Gujarat		20	8		28
Rajasthan		27	42		69
Tamil Nadu	117		101	1	219
Grand Total	117	47	162	1	327

Table 4.1.106: Whether resident, if known to have contracted HIV/AIDS, referred to the VCTC (Voluntary Counselling and Testing Centre) centre of the nearest hospital - Swadhar Greh

In Swadhar Greh in Tamil Nadu, majority of residents were aware and said that such residents were always referred to VCTC, in Gujarat majority of the residents stated never referred, majority residents in Chhattisgarh and Rajasthan were not aware of any such provision.

Is the resident, if known to have contracted HIV/AIDS, referred to the VCTC (Voluntary Counselling and Testing Centre) centre of the nearest hospital?			
States	Always	Not aware	Grand Total
Chhattisgarh	9	1	10
Tamil Nadu	22	8	30
Grand Total	31	9	40

Table 4.1.107: Whether resident, if known to have contracted HIV/AIDS, referred to the VCTC (Voluntary Counselling and Testing Centre) centre of the nearest hospital - Ujjawala Home

In Ujjawala Home in Tamil Nadu and Chhattisgarh, majority of residents were aware and said that such residents were always referred to VCTC.

Maintenance of medical kit in the premises of the homes

Is the medical kit maintained in the premises of the homes?				
States	Maybe	No	Yes	Grand Total
Chhattisgarh			11	11
All basic medical items			11	11
Gujarat	1		35	36
All basic medical items	1		35	36
Rajasthan	16	8	46	70
All basic medical items	16	8	46	70
Tamil Nadu	17		202	219
All basic medical items	17		202	219
Grand Total	34	8	294	336

Table 4.1.108: Whether is the medical kit maintained in the premises of the homes - Swadhar Greh

In Swadhar Greh in all four states, majority of the residents stated yes, medical kit was maintained at the homes with all basic medical items.

Is the medical kit maintained in the premises of the homes?			
States	Maybe	Yes	Grand Total
Chhattisgarh		10	10
Tamil Nadu	2	28	30
Grand Total	2	38	40

Table 4.1.109: Whether is the medical kit maintained in the premises of the homes - Ujjawala Home

In Ujjawala Home in Tamil Nadu and Chhattisgarh, majority of residents stated yes, medical kit was maintained at the homes with all basic medical items.

Whether the doctor visited the homes on regular basis and the gender of the doctor

Does the doctor sit on a weekly basis in the premises?						
States	Always	Never	Not aware	Rarely	Sometimes	Grand Total
Chhattisgarh	10				1	11
Female	9				1	10
Male	1					1
Gujarat	36					36
Female	33					33
Male	3					3
Rajasthan	33	9		10	18	70
Female	24	4		3	7	38
Male	9	3		7	11	30
No		1				1
No visit		1				1
Tamil Nadu	135	5	9	1	69	219
Andhra Mahila has many doctors which includes both male and female gender.					1	1
Andhra Sabha Mahila has own doctors who are both male and female		3	1	1		5
Both Male and female	1	1	1			3
Female	76		6		58	140
I go nearby Government Hospital		1				1
Male	58		1		10	69

Grand Total	214	14	9	11	88	336
--------------------	------------	-----------	----------	-----------	-----------	------------

Table 4.1.110: Whether is the doctor sit on a weekly basis in the premises- Swadhar Greh

In Swadhar Greh in Tamil Nadu, majority of residents stated that a doctor always visited the homes and majority of the time it was a female doctor but a male doctor also visited.

In Swadhar Greh in Gujarat all residents stated that a doctor always visited the homes and majority of the time, it was a female doctor.

In Swadhar Greh in Chhattisgarh majority of residents stated that a doctor always visited the homes and majority of the time, it was a female doctor.

In Swadhar Greh in Rajasthan, majority of residents stated that a doctor always visited the homes and majority of the time it was a female doctor but a male doctor also visited.

Does the doctor sit on a weekly basis in the premises?				
States	Always	Rarely	Sometimes	Grand Total
Chhattisgarh	3	1	6	10
Tamil Nadu	20		10	30
Grand Total	23	1	16	40

Table 4.1.111: Whether doctor sit on a weekly basis

What is the gender of the doctor?			
States	Female	Male	Grand Total
Chhattisgarh	10		10
Tamil Nadu	10	20	30
Grand Total	20	20	40

Table 4.1.112: Gender of the Doctor - Ujjawala Home

In Ujjawala Home in Tamil Nadu, majority of residents stated that a doctor always visited the homes weekly and majority of the time it was a male doctor but a female doctor also visited sometimes.

In Ujjawala Home in Chhattisgarh majority of residents stated that a doctor sometimes came weekly and all residents stated it was female doctor always.

Is the doctor adequately equipped for the diagnosis

Is the doctor adequately equipped for the diagnosis?				
States	Maybe	No	Yes	Grand Total
Chhattisgarh			11	11
Gujarat			36	36
Rajasthan	14	7	50	71
Tamil Nadu	11	17	191	219
Grand Total	25	24	288	337

Table 4.1.113: Whether is the doctor adequately equipped for the diagnosis - Swadhar Greh
In Swadhar Greh in all four states, majority of the residents stated yes, the doctor was adequately equipped for the diagnosis.

Is the doctor adequately equipped for the diagnosis?				
States	Maybe	No	Yes	Grand Total
Chhattisgarh	1	1	8	10
Tamil Nadu	2		28	30
Grand Total	3	1	36	40

Table 4.1.114: Whether is the doctor adequately equipped for the diagnosis - Ujjawala Home
In Ujjawala Home in Tamil Nadu and Chhattisgarh, majority of the residents stated yes, the doctor was adequately equipped for the diagnosis.

Satisfaction with the diagnosis and medical treatment by the doctor

Are you satisfied with the diagnosis and medical treatment given by the doctor?						
States	Highly dissatisfied	Highly satisfied	Moderately dissatisfied	Moderately satisfied	Neutral	Grand Total
Chhattisgarh		6		5		11
Gujarat		32		4		36
Rajasthan	7	42	1	17	4	71
Tamil Nadu		78		133	8	219
Grand Total	7	158	1	159	12	337

Table 4.1.115: Whether are you satisfied with the diagnosis and medical treatment given by the doctor - Swadhar Greh

In Swadhar Greh in Tamil Nadu, majority of residents were moderately satisfied with the diagnosis and treatment by the doctor, while in Swadhar Greh in Gujarat, Chhattisgarh and Rajasthan, majority of residents were highly satisfied.

Are you satisfied with the diagnosis and medical treatment given by the doctor				
States	Highly satisfied	Moderately satisfied	Neutral	Grand Total
Chhattisgarh	3	6	1	10
Tamil Nadu	16	12	2	30
Grand Total	19	18	3	40

Table 4.1.116: Whether are you satisfied with the diagnosis and medical treatment given by the doctor - Ujjawala Home

In Ujjawala Home in Tamil Nadu, majority of residents were highly satisfied and in Ujjawala Home in Chhattisgarh, majority of the residents were moderately satisfied with the diagnosis and treatment by the doctor.

Satisfaction with Doctor’s behaviour with the residents

Are you satisfied with his behaviour with the residents?						
States	Highly dissatisfied	Highly satisfied	Moderately dissatisfied	Moderately satisfied	Neutral	Grand Total
Chhattisgarh		10		1		11
Gujarat		29		6	1	36
Rajasthan	7	47	1	14	2	71
Tamil Nadu		70		138	10	218
Grand Total	7	156	1	159	13	336

Table 4.1.117: Whether are you satisfied with his behaviour with the residents - Swadhar Greh

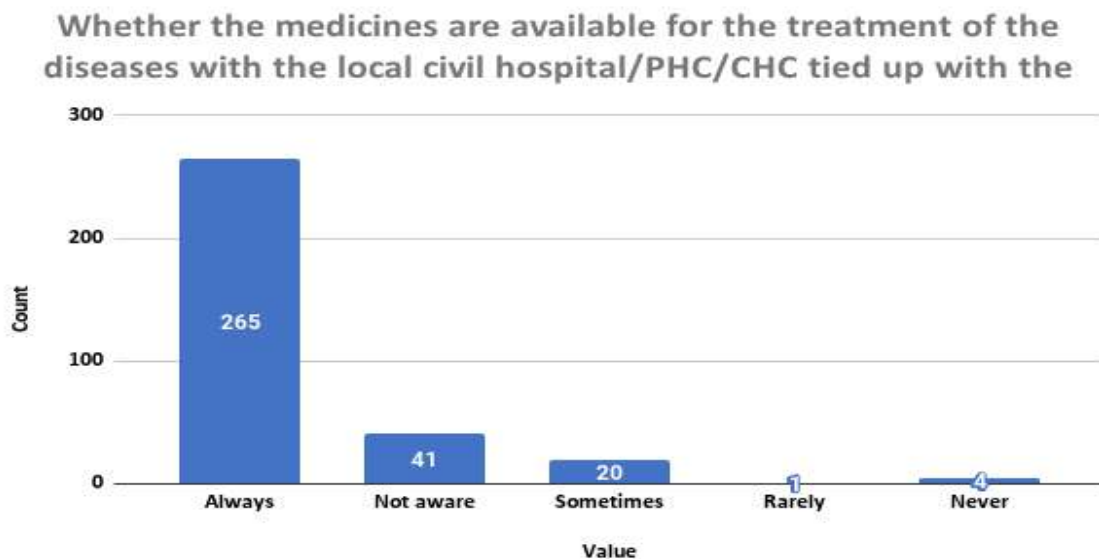
In Swadhar Greh in Tamil Nadu, majority of residents were moderately satisfied with Doctor’s behaviour with the residents, while in Swadhar Greh in Gujarat, Chhattisgarh and Rajasthan, majority of residents were highly satisfied.

Are you satisfied with his behaviour with the residents?				
States	Highly satisfied	Moderately satisfied	Neutral	Grand Total

Chhattisgarh	6	3	1	10
Tamil Nadu	17	13		30
Grand Total	23	16	1	40

Table 4.1.118: Whether are you satisfied with his behaviour with the residents - Ujjawala Home
In Ujjawala Home in Tamil Nadu and Chhattisgarh, majority of the residents were highly satisfied with Doctor's behaviour with the residents.

Availability of medicines for treatment of diseases with the local civil hospital/PHC/CHC tied up with the home

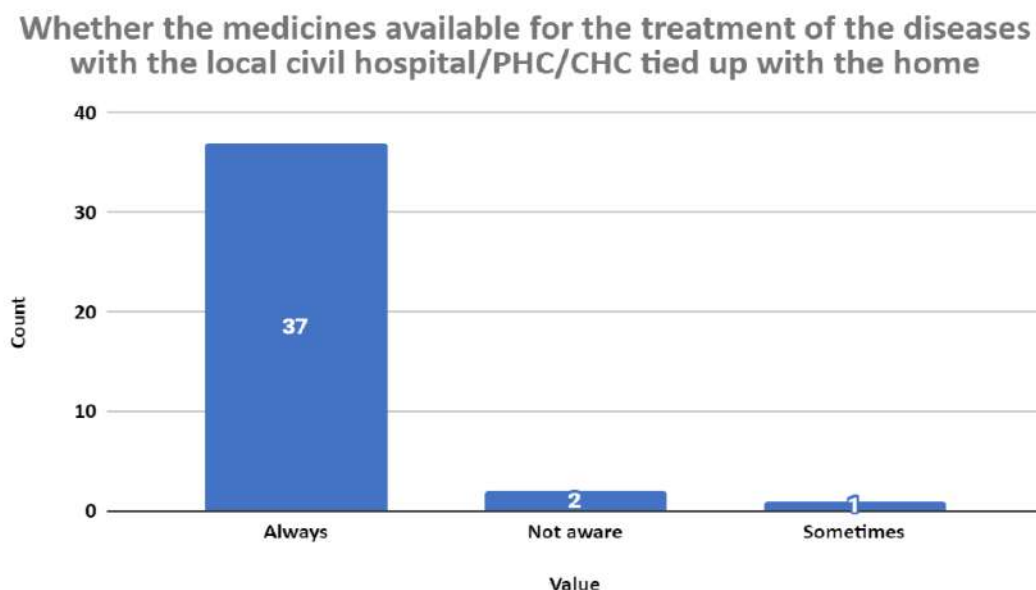


Graph No. 4.1.11: Whether the medicines are available for the treatment of the diseases with the local civil hospital/PHC/CHC tied up with the home- Swadhar Greh

Are the medicines available for the treatment of the diseases with the local civil hospital/PHC/CHC tied up with the home?						
States	Always	Never	Not aware	Rarely	Sometimes	Grand Total
Chhattisgarh	3				8	11
Gujarat	28	1	1		2	32
Rajasthan	36	3	22	1	8	70
Tamil Nadu	198		18		2	218
Grand Total	265	4	41	1	20	331

Table 4.1.119: Whether are the medicines available for the treatment of the diseases with the local civil hospital/PHC/CHC tied up with the home - Swadhar Greh

In Swadhar Greh in all four states, majority of the residents stated yes, medicines are always available for treatment.



Graph No. 4.1.12: Whether the medicines are available for the treatment of the diseases with the local civil hospital/PHC/CHC tied up with the home- Ujjawala Home

Are the medicines available for the treatment of the diseases with the local civil hospital/PHC/CHC tied up with the home				
States	Always	Not aware	Sometimes	Grand Total
Chhattisgarh	9		1	10
Tamil Nadu	28	2		30
Grand Total	37	2	1	40

Table 4.1.120: Whether are the medicines available for the treatment of the diseases with the local civil hospital/PHC/CHC tied up with the home - Ujjawala Home

In Ujjawala Home in Tamil Nadu and Chhattisgarh, majority of the residents stated yes, medicines are always available for treatment.

Whether residents were COVID positive between December 2019 - November 2022 and which test was conducted

Whether you tested COVID positive between December 2019 - November 2022				
States	No	Not aware	Yes	Grand Total
Chhattisgarh	2	1	8	11
Gujarat	29			29
Rajasthan	50	16	3	69
Tamil Nadu	190	5	23	218
Grand Total	271	22	34	327

Table 4.1.121: Whether tested COVID positive between December 2019 - November 2022- Swadhar Greh

In Swadhar Greh in all four states, majority of the residents stated no, they were not covid positive during the stated time period. The tests that were conducted for majority in Tamil Nadu was RT PCR Test, Rapid Antigen Test in Gujarat, RT PCR Test in Chhattisgarh and RT PCR Test in Rajasthan.

Whether you tested COVID positive between December 2019 - November 2022				
States	No	Not aware	Yes	Grand Total
Chhattisgarh	5	4	1	10
Tamil Nadu	28		2	30
Grand Total	33	4	3	40

Table 4.1.122: Whether tested COVID positive between December 2019 - November 2022- Ujjawala Home

In Ujjawala Home in Tamil Nadu and Chhattisgarh, majority of the residents stated no, they were not covid positive during the stated time period. The tests that were majorly conducted in Tamil Nadu was RT PCR Test while in Chhattisgarh, majority of the residents were unaware.

Availability of COVID - 19 medicines with the civil hospital/ PHC/ CHC

Were COVID - 19 medicines available with the civil hospital/ PHC/ CHC?						
States	Always	Never	Not aware	Rarely	Sometimes	Grand Total
Chhattisgarh	11					11
Gujarat	15		12	1	8	36
Rajasthan	18	10	37		6	71
Tamil Nadu	147		72			219
Grand Total	191	10	121	1	14	337

Table 4.1.123: Whether COVID - 19 medicines available with the civil hospital/ PHC/ CHC - Swadhar Greh

In Swadhar Greh in Tamil Nadu, Gujarat and Chhattisgarh, majority of residents stated that COVID-19 medicines were always available but in Swadhar Greh Rajasthan, majority of residents were not aware.

Were COVID - 19 medicines available with the civil hospital/ PHC/ CHC				
States	Always	Never	Not aware	Grand Total
Chhattisgarh	3	1	6	10
Tamil Nadu	27		3	30
Grand Total	30	1	9	40

Table 4.1.124: Whether COVID - 19 medicines available with the civil hospital/ PHC/ CHC - Ujjawala Home

In Ujjawala Home in Tamil Nadu, majority of residents stated that COVID-19 medicines were always available but in Ujjawala Home Chhattisgarh, majority of the residents were not aware.

Isolation Rooms

In Swadhar Greh in Tamil Nadu and Rajasthan, majority of residents stated maybe and in Swadhar Greh in Gujarat and Chhattisgarh, majority of residents stated yes, isolation rooms were available in homes.

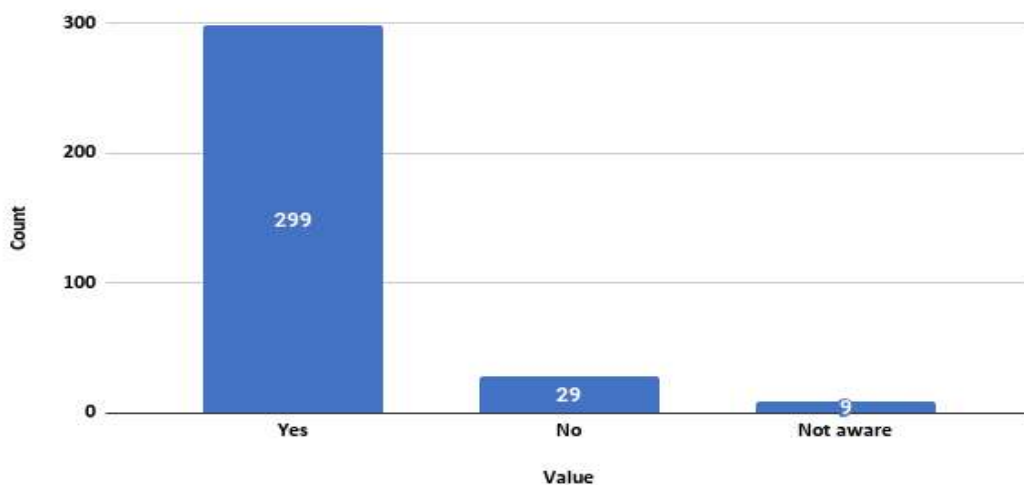
Regarding satisfaction level of residents for isolation rooms, in Swadhar Greh in Tamil Nadu, majority were neutral in their response, majority in Gujarat and Rajasthan were satisfied and in Chhattisgarh, majority were moderately satisfied.

In Ujjawala Home in Tamil Nadu, majority of residents stated yes, isolation rooms were available in homes but in Ujjawala Home Chhattisgarh, majority of the residents said maybe.

Regarding satisfaction level of residents for isolation rooms, majority in Ujjawala Home in Tamil Nadu were neutral in their response while in Chhattisgarh, equal number of people stated maybe and yes.

Vaccination

Whether you are vaccinated with the COVID - 19 related vaccines



Graph No. 4.1.13: Whether you are vaccinated with the COVID 19 related vaccines

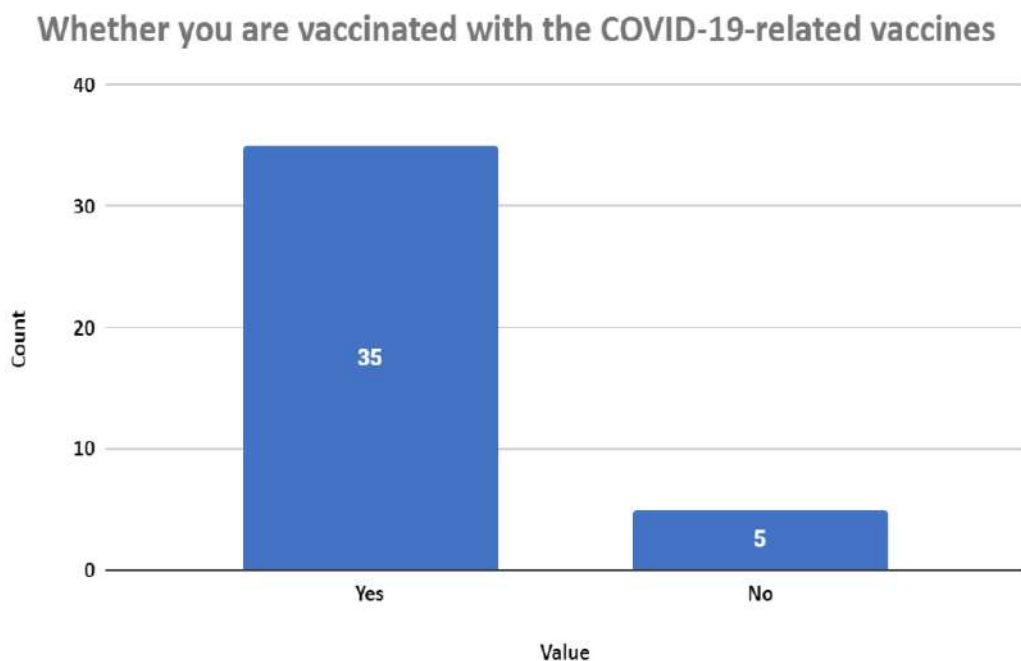
If yes, then how many doses were you administered with?					
States	Double dose	Double dose with Booster shot	Not aware	Single dose	Grand Total
Chhattisgarh	10			1	11
Gujarat	24	12			36
Rajasthan	45	16	10		71
Tamil Nadu	177	9	6	27	219
Grand Total	256	37	16	28	337

Table 4.1.125: How many doses were administered

Who paid for the vaccine and Covid related treatment?				
Sates	Civil Hospital/PHC/CHC	Joined Swadha Greh recently	Swadha Greh paid	Grand Total
Chhattisgarh	10	0	1	11
Gujarat	30	0	7	37
Rajasthan	37	0	34	71
Tamil Nadu	192	3	17	218
Grand Total	269	3	59	337

Table 4.1.126: Who paid for the vaccine and Covid related treatment

In Swadhar Greh in all four states, majority of the residents were vaccinated and were administered double dose, majority of the residents were vaccinated with Covishield and the cost of vaccine and Covid related treatment was borne by the Civil Hospital/PHC/CHC.



Graph No. 4.1.14: Whether you are vaccinated with the COVID 19 related vaccines

Are you vaccinated with the COVID - 19 related vaccines?			
States	No	Yes	Grand Total
Chhattisgarh	5	5	10
Tamil Nadu		30	30
Grand Total	5	35	40

Table 4.1.127: How many are vaccinated with the COVID - 19 related vaccines

Who paid for the vaccine and COVID - 19 related treatment?			
States	Civil Hospital/PHC/CHC	Not aware	Grand Total
Chhattisgarh	1	9	10
Tamil Nadu	29	1	30

Grand Total	30	10	40
--------------------	-----------	-----------	-----------

Table 4.1.128: How many are vaccinated with the COVID - 19 related vaccines

In Ujjawala Home in Tamil Nadu, all residents were vaccinated, and equal number of residents got Covaxin as well as Covishield and majority of the residents stated that Covid related treatment was borne by the Civil Hospital/PHC/CHC.

In Ujjawala Home in Chhattisgarh, equal number of people were vaccinated and not vaccinated. Majority of residents stated they were not aware of the number of doses and none of the residents were aware of the medicine Covishield or Covaxin which they were administered. Majority of residents were also unaware as to who paid for the vaccine and Covid related treatment.

Reimbursement from home in case the individual resident paid

In case the individual resident paid for it, do they get the reimbursement from the Home?				
States	Maybe	No	Yes	Grand Total
Chhattisgarh	11			11
Gujarat	36			36
Rajasthan	43	12	16	71
Tamil Nadu	212	2	5	219
Grand Total	302	14	21	337

Table 4.1.129: Reimbursement from home in case the individual resident paid- Swadhar Greh

In Swadhar Greh in all four states, majority of the residents stated that maybe they were reimbursed in case any individual resident paid for the vaccine.

In case the individual resident paid for it, do they get the reimbursement from the Home?			
States	Maybe	Yes	Grand Total
Chhattisgarh	10		10
Tamil Nadu	20	10	30
Grand Total	30	10	40

Table 4.1.130: Reimbursement from home in case the individual resident paid- Swadhar Greh

In Ujjawala Home in Tamil Nadu, majority of the residents said maybe while in Chhattisgarh, all the residents stated that maybe they were reimbursed in case any individual resident paid for the vaccine.

Satisfaction of residents regarding regular COVID - 19 tests

Were residents' regular COVID - 19 tests were conducted by the Agency in case residents showed symptoms?					
States	Maybe	No	Not aware	Yes	Grand Total
Chhattisgarh			1	10	11
Highly satisfied			1	3	4
Moderately satisfied				7	7
Gujarat		1	11	24	36
Highly satisfied			11	14	25
Moderately satisfied				10	10
Neutral		1			1
Rajasthan	11	13	40	7	71
Highly dissatisfied	1	4	5		10
Highly satisfied	6	8	21	6	41
Moderately dissatisfied			1		1
Moderately satisfied	1	1	2		4
Neutral	3		11	1	15
Tamil Nadu	7	2	162	48	219
Highly satisfied	1	1	54	11	67
Moderately satisfied	1	1	1	6	9
Neutral	5		107	31	143
Grand Total	18	16	214	89	337

Table 4.1.131: Residents' regular COVID - 19 tests were conducted by the Agency in case residents showed symptoms- Swadhar Greh

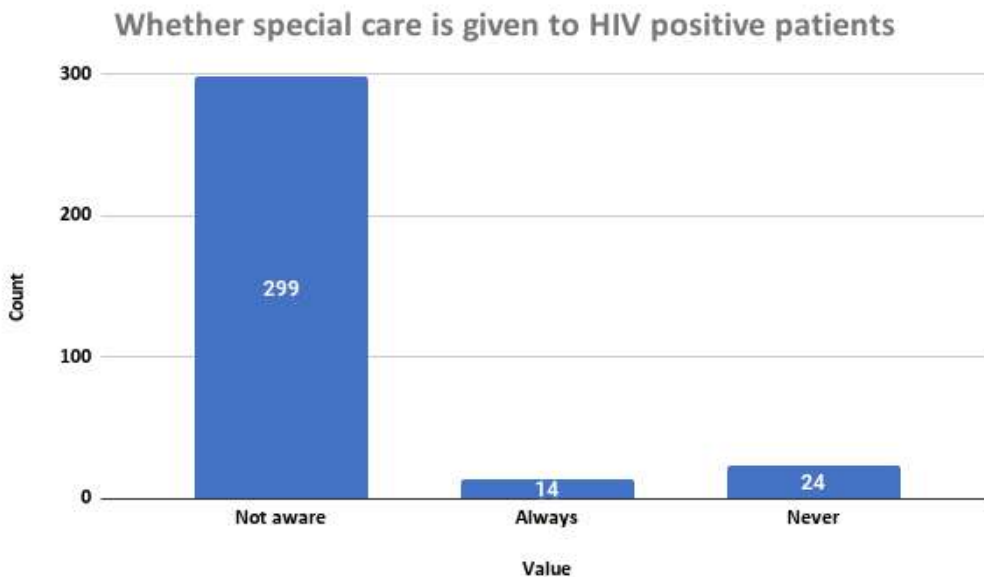
In Swadhar Greh in Tamil Nadu, majority of residents were not aware that regular covid-19 tests were done and regarding resident's satisfaction regarding the same, majority were also neutral in their response.

In Swadhar Greh in Gujarat, majority of residents stated yes to regular tests in case residents showed symptoms and regarding resident's satisfaction regarding the same, majority were highly satisfied.

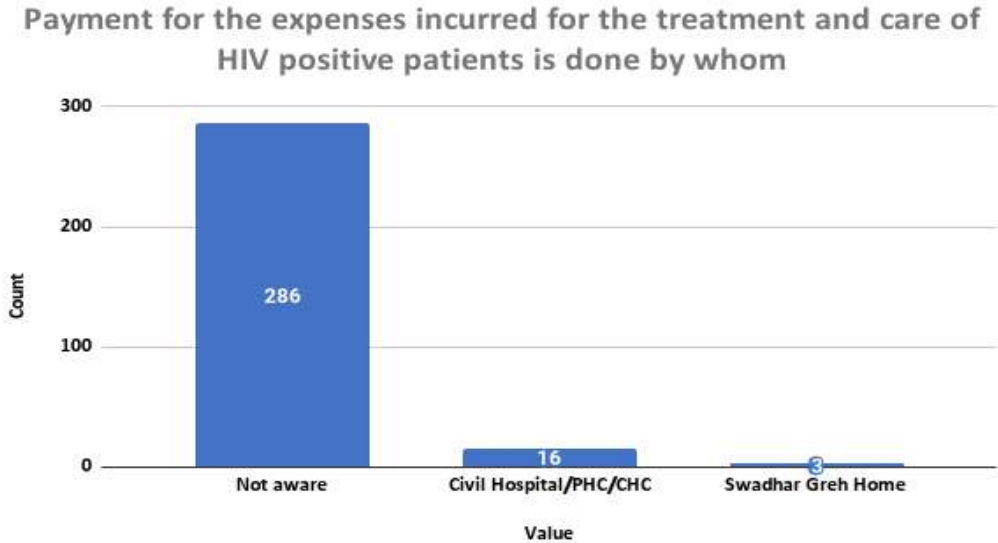
In Swadhar Greh in Chhattisgarh, majority of residents stated that regular tests were conducted and majority were moderately satisfied.

In Swadhar Greh in Rajasthan, majority of residents were not aware that regular covid-19 tests were done and regarding resident's satisfaction regarding the same, majority were highly satisfied with it.

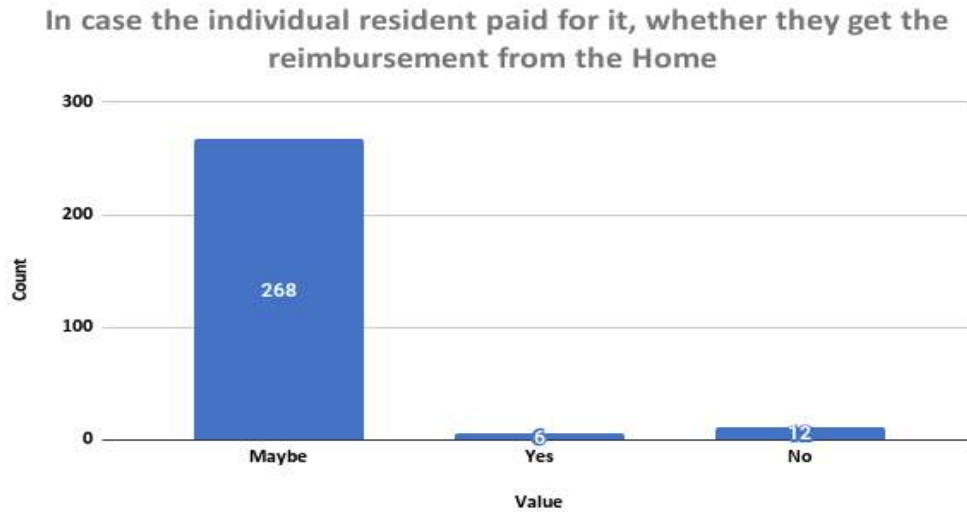
Special care to HIV positive patients



Graph No. 4.1.15: Whether Special Care to HIV positive patients



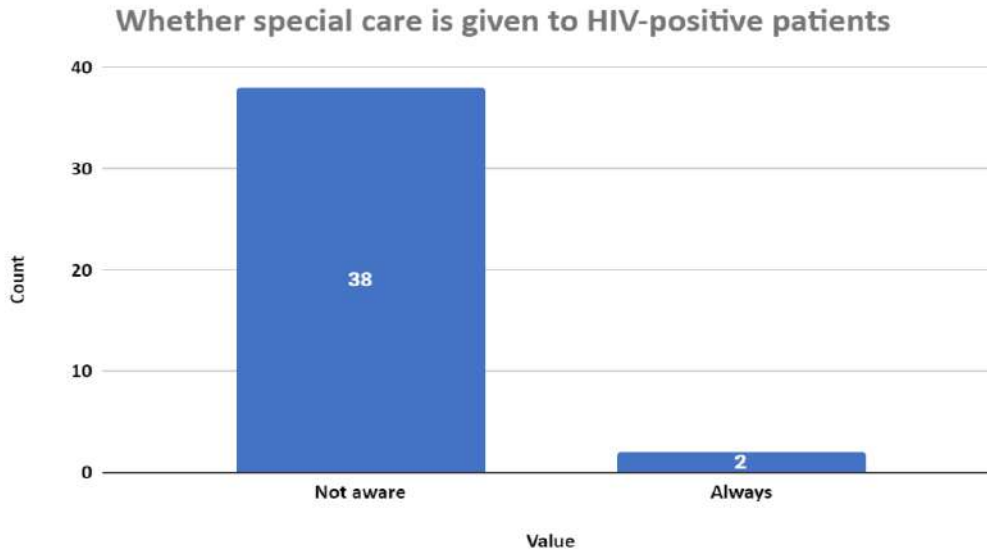
Graph No. 4.1.16: Payment for the expenses incurred for the treatment and care of HIV positive patients is done by whom



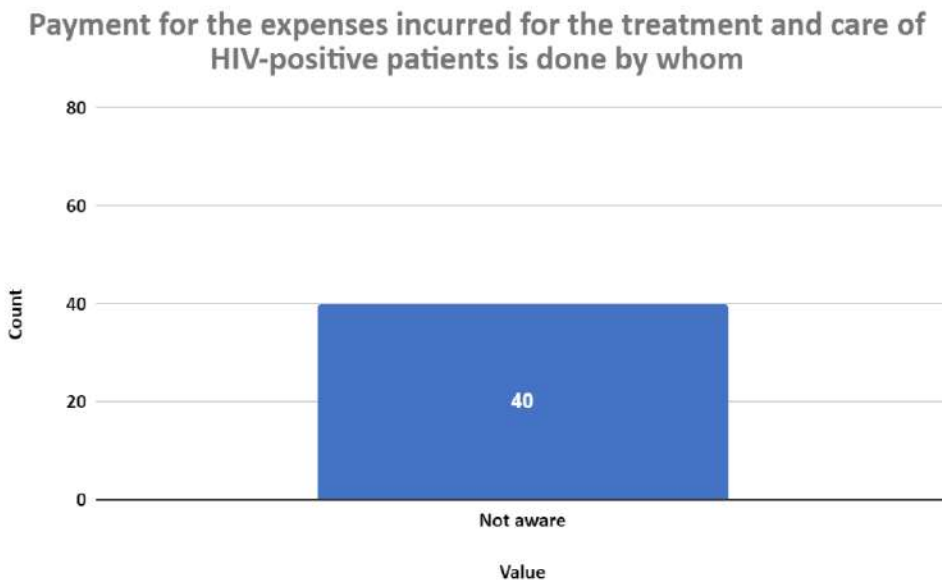
Graph No. 4.1.17: In case the Individual resident paid for it, whether they get the reimbursement from the home

In Swadhar Greh in all four states, majority of the residents stated that they were not aware if any special care is given to HIV positive patients and majority were unaware as to who pays for their care and expenses.

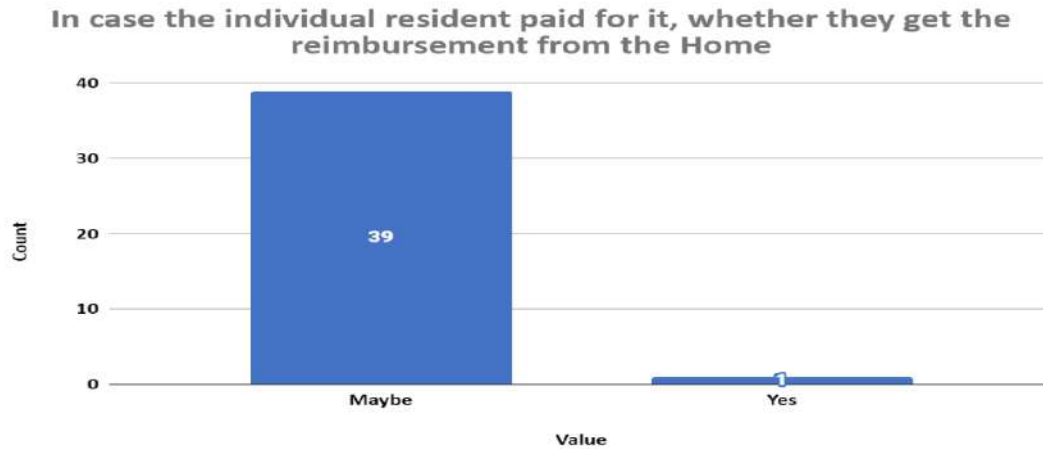
Majority residents in all four states were also not aware whether in case the individual resident paid for it, do they get the reimbursement from the home.



Graph No. 4.1.18: Whether special care is given to HIV Positive Patient



Graph No. 4.1.19: Payment for the expenses incurred for the treatment and care of HIV-Positive patients is done by whom

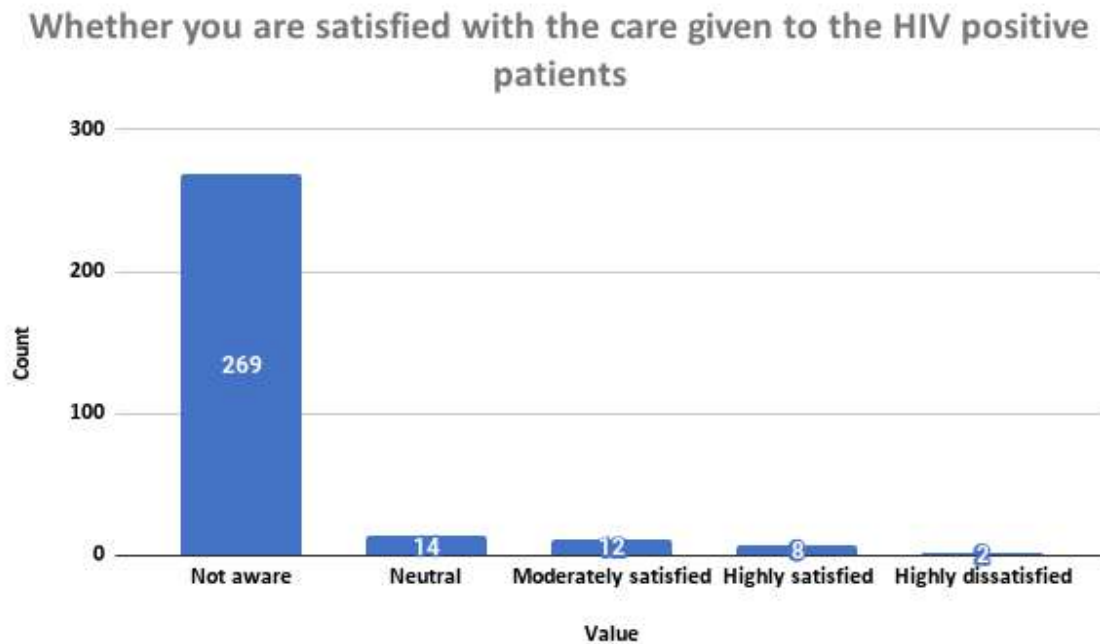


Graph No. 4.1.20: In case the individual resident paid for it, whether they get the reimbursement from the home

In Ujjawala Home in Tamil Nadu and Chhattisgarh, majority of the residents stated that they were not aware if any special care is given to HIV positive patients and majority were unaware as to who pays for their care and expenses.

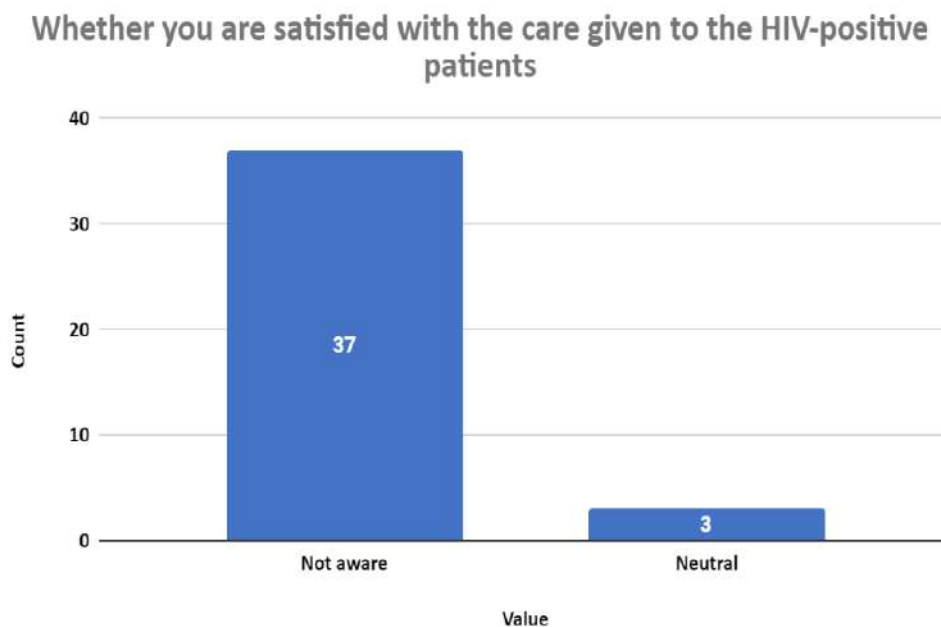
Regarding the question of in case the individual resident paid for it, do they get the reimbursement from the home, majority of the residents stated maybe.

Satisfaction with the care given to the HIV positive patients



Graph No. 4.1.21: Whether you are satisfied with the care given to the HIV positive patients-

In Swadhar Greh in all four states, majority of the residents were unaware.



Graph No. 4.1.22: Whether you are satisfied with the care given to the HIV positive patients-
Ujjawala Home

In Ujjawala Home in Tamil Nadu and Chhattisgarh, majority of the residents were unaware.

Are counselling services provided to the residents and satisfaction with the counselling

In Swadhar Greh in all four states, majority of the residents stated yes, counselling services are provided. In Tamil Nadu, majority of residents were moderately satisfied while in Swadhar Greh in Gujarat, Chhattisgarh and Rajasthan, majority were highly satisfied with the counselling provided.

In Ujjawala Home in Tamil Nadu equal number of residents were highly satisfied and moderately satisfied with the counselling provided while in Chhattisgarh, majority of the residents were neutral in their response.

Legal Aid and Litigation Expenses

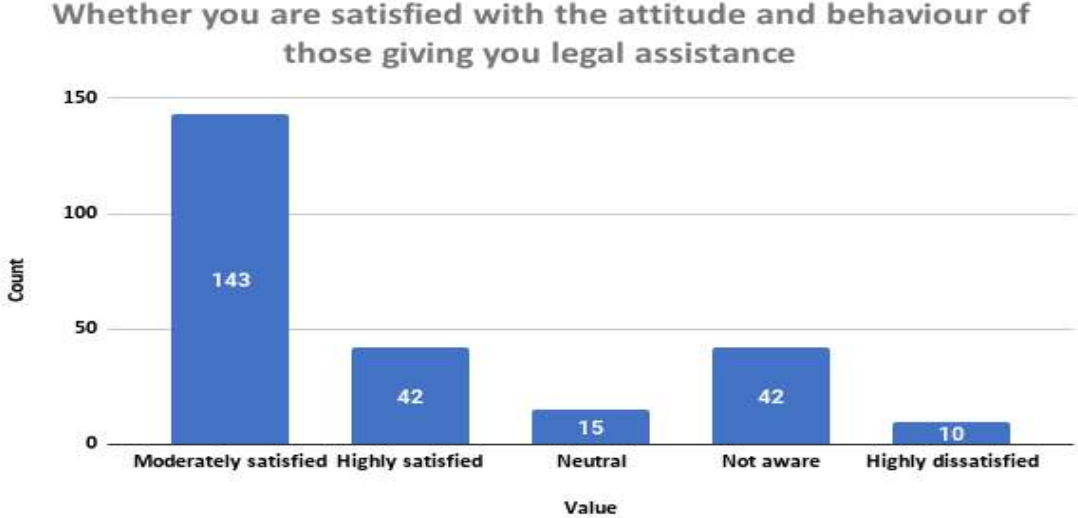
In Swadhar Greh in Tamil Nadu, majority of the residents stated that the home pays the litigation expenses and regarding the satisfaction, majority of residents were neutral in their response.

In Swadhar Greh in Gujarat, Chhattisgarh and Rajasthan, majority were not aware as to who pays litigation expenses and thus, majority were not aware regarding how satisfactory are the legal services.

In Ujjawala Home in Tamil Nadu, majority of residents stated they needed the legal services or legal aid, the home paid the litigation expenses in case a private lawyer was needed. Regarding the satisfaction, majority of residents were highly satisfied with the legal assistance provided.

In Ujjawala Home in Chhattisgarh, majority of the residents stated they did not need the legal services or legal aid, but if they needed the legal services or legal aid, the home paid the litigation expenses. Regarding the satisfaction, majority of residents were moderately satisfied with the legal assistance provided.

Satisfaction with the attitude and behaviour of those giving you legal assistance



Graph No. 4.1.23: Whether you are satisfied with the attitude and behaviour of those giving you legal assistance- Swadhar Greh

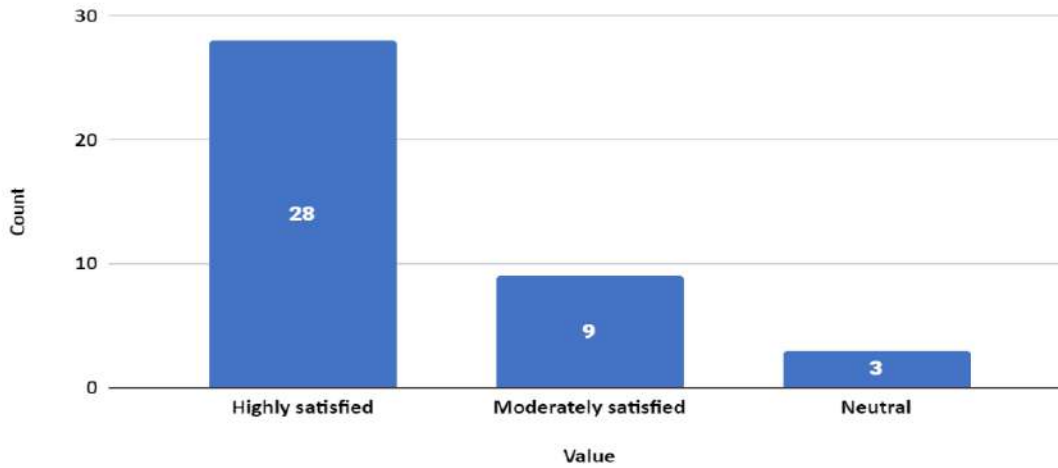
In Swadhar Greh in Tamil Nadu, majority of residents were moderately satisfied.

In Swadhar Greh in Gujarat, majority of residents were not aware.

In Swadhar Greh in Chhattisgarh, majority of residents were neutral in their response.

In Swadhar Greh in Rajasthan, majority of residents were highly satisfied.

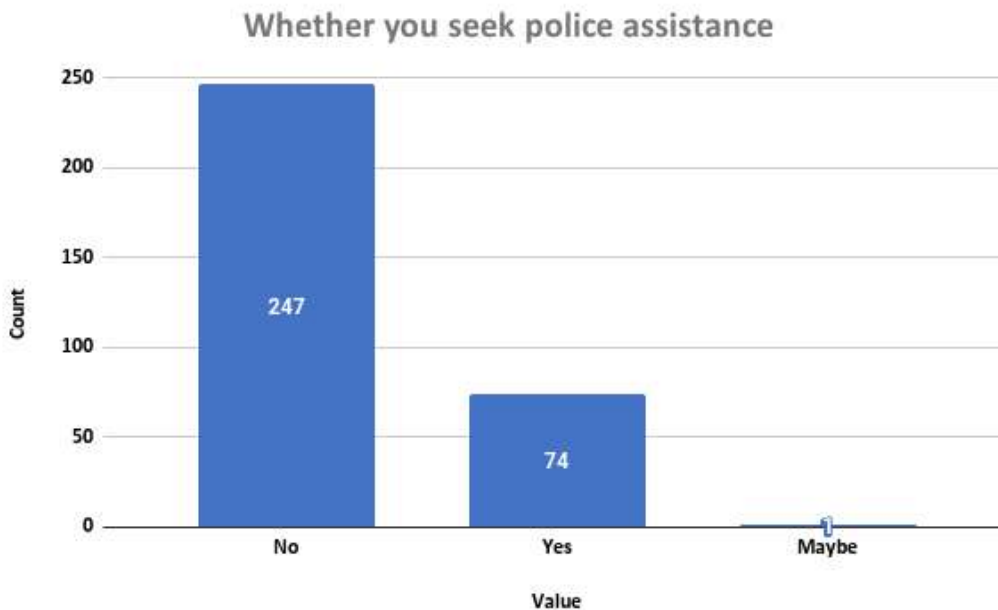
Whether you are satisfied with the attitude and behavior of those giving you legal assistance



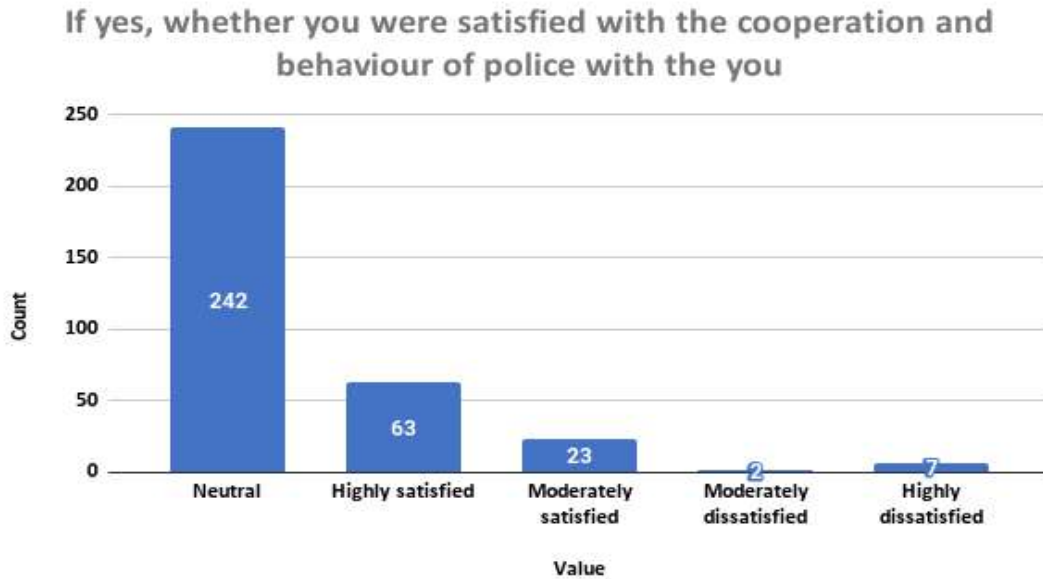
Graph No. 4.1.24: Whether you are satisfied with the attitude and behaviour of those giving you legal assistance- Ujjawala Home

In Ujjawala Home in Tamil Nadu and Chhattisgarh, majority of the residents highly satisfied with the attitude and behaviour of those giving legal assistance.

Satisfaction after seeking police assistance



Graph No. 4.1.25: Whether you seek police assistance



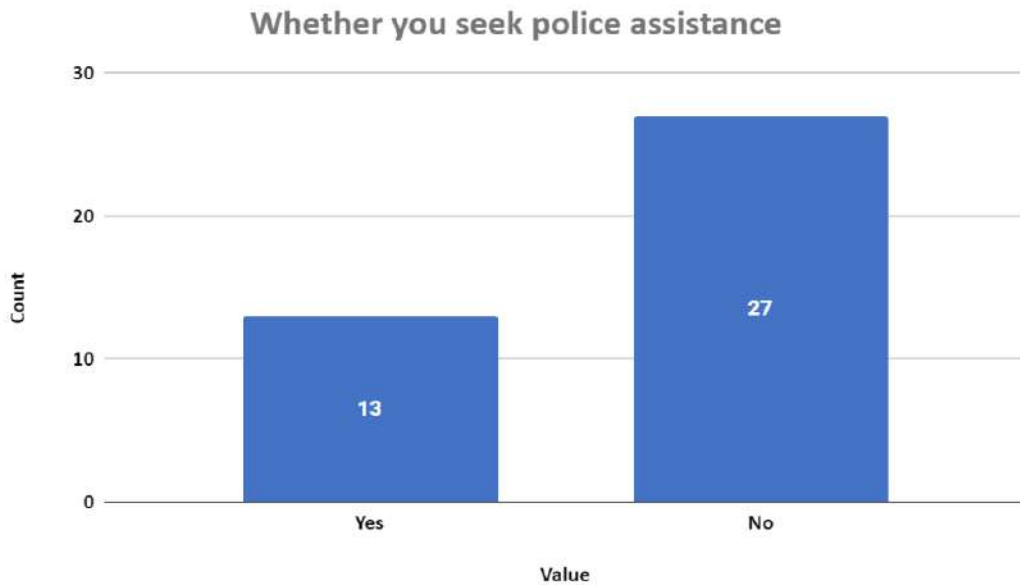
Graph No. 4.1.26: If yes, whether you were satisfied with the cooperation and behaviour of police – Swadhar Greh

In Swadhar Greh in Tamil Nadu, majority of residents did not seek police assistance and majority were neutral in their response regarding satisfaction with the assistance.

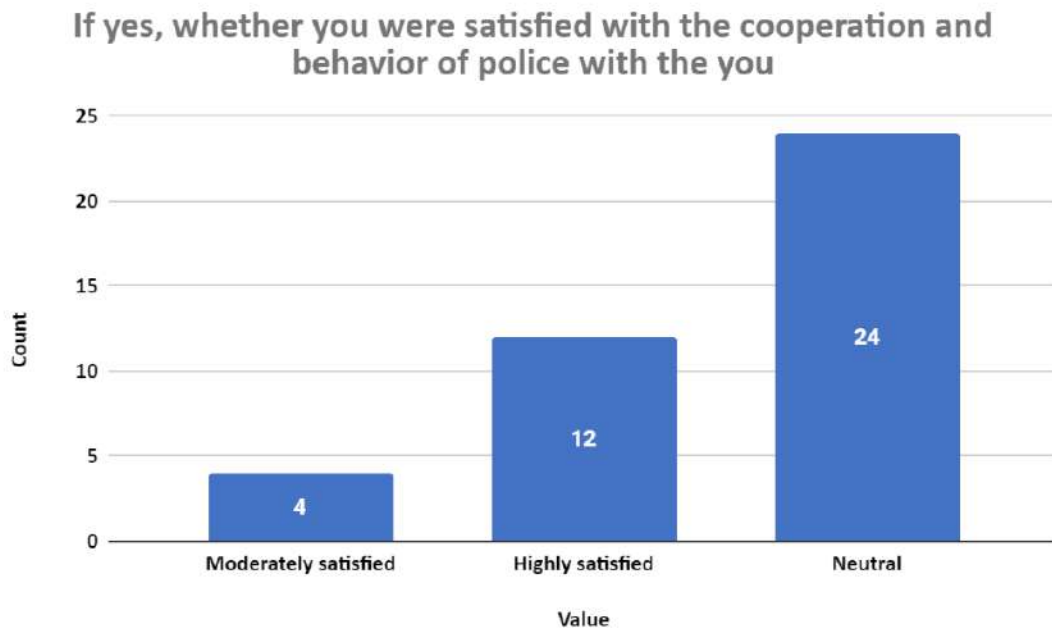
In Swadhar Greh in Gujarat, majority of residents did not seek police assistance and majority were neutral in their response regarding satisfaction with the assistance.

In Swadhar Greh in Chhattisgarh, majority of residents did not seek police assistance and majority were neutral in their response regarding satisfaction with the assistance.

In Swadhar Greh in Rajasthan majority of residents did seek police assistance and majority were highly satisfied in their response regarding satisfaction with the assistance.



Graph No. 4.1.27: If yes, whether you were satisfied with the cooperation and behaviour of police

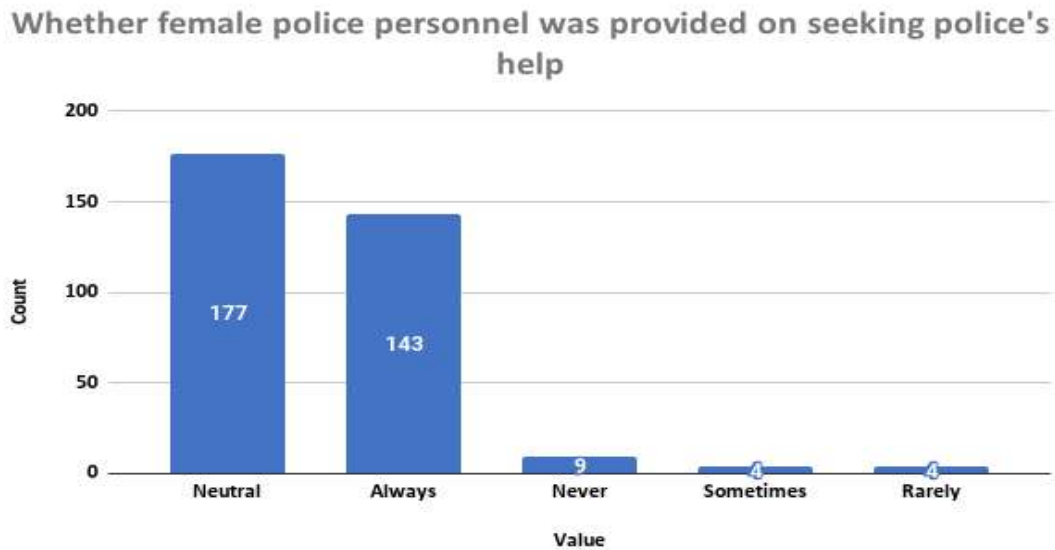


Graph No. 4.1.28: If yes, whether you were satisfied with the cooperation and behaviour of police-
Ujjawala Home

In Ujjawala Home in Tamil Nadu, majority of residents did not seek police assistance and majority were neutral in their response regarding satisfaction with the assistance.

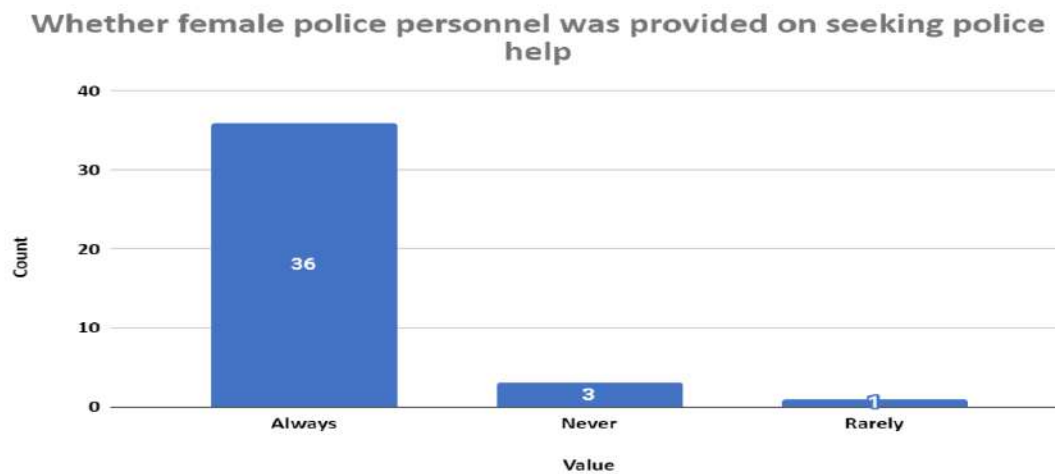
In Ujjawala Home in Chhattisgarh, majority of residents did not seek police assistance and majority were neutral in their response regarding satisfaction with the assistance.

Frequency of providing female police personnel on seeking police's help



Graph No. 4.1.29: Whether Female Police personnel was provided on seeking police’s help–
Swadhar Greh

In Swadhar Greh in Tamil Nadu, Gujarat and Chhattisgarh, majority were neutral in their response while in Swadhar Greh Rajasthan, majority of the residents stated female police personnel were always provided and majority were highly satisfied.



Graph No. 4.1.30: Whether Female Police personnel was provided on seeking police's help–

Ujjawala Home

In Ujjawala Home in Tamil Nadu and Chhattisgarh, majority of the residents stated female police personnel were always provided and majority were highly satisfied.

Where were residents rescued from before coming to the home

States	From where were you rescued before coming to the Home?
Chhattisgarh	11
Approached on your own	3
Police station Ambikapur	1
Raipur police	1
Referred by others	6
Gujarat	34
Approached on your own	2
I was rescued by the trustee who runs this Swadhar Greh	1
Referred by others	28
She came from Matruchhaya Home.	1
She came with her mother when she was a child and has lived there her whole life.	1
She was referred to by the Junagadh Blind Association and sent to this Swadhar Greh.	1
Rajasthan	70
Approached on your own	38
Mahila police station	2
Nari Niketan Kota	1
Police	2
police station	2
Referred by others	24

Sikar, Rajasthan	1
Tamil Nadu	215
(Extramarital affair) from home by police.	1
A stranger left me here when i'm in road	1
a stranger left me in Police Station	1
after coming from jail	1
Approached by own to one staff Centre	1
Approached by own to police and then Police referred to the home	1
Approached on my own to NGO and they referred me first to Tanjore Swadhar and then transferred to Trichy Swadhar Grey	1
Approached on your own	52
begging in road	1
Came from Mogappair Swadhar home	1
Came from Namakkal Home	1
came from Namakkal Swadhar grey home	1
came from Tindhivanam Swadhar home	1
Direct	1
from bus stand	1
from bus stand by 181 (women helpline Tamil Nadu)	1
From college	1
From Government Hospital	2
From home	3
From home (had extra marital affair)	1
from jail	1
From my home.....	1
From railway Station	1
from road	3
from road (beggar)	1

from road as a beggar	1
from street	1
Government Hospital	2
having illegal child (rescued from home)	1
husband left me in this home	1
I called 181, they referred this home so I came by own	1
in railway junction	1
in road as beggar	1
In street	1
Katpadi railway Station	1
My brother left me in this home	1
My brother left me over here	2
my family left me here	1
my father sent me here due to psychological problem	1
my husband left me over here	1
my neighbour left me here	1
my parents left me here	1
my sister left me here	2
my sister left me over here	3
My uncle left me over here	2
Other NGO	1
Referred by others	99
Road	1
sexually harassed and rescued by police	1
Sister left me here	1
Sister left me over here	1
Valaja Government Hospital	2
Vallam Police Station	1
Women Police Station	1
Grand Total	330

Table 4.1 .132: Where were residents rescued from before coming to the home- Swadhar Greh

In Swadhar Greh in Tamil Nadu, Gujarat and Chhattisgarh, majority of residents were referred by others while in Swadhar Greh Rajasthan, majority of residents approached the home on their own.

From where were you rescued before coming to the Home				
States	Abandoned at road	Approached on my own to Police	Aranthangi Police Station	AWPS
Chhattisgarh				
Tamil Nadu	1	1	1	1
Grand Total	1	1	1	1

Table 4.1.133: From where were you rescued before coming to the Home- Ujjawala Home

In Ujjawala Home in Tamil Nadu, majority of the residents stated that they abandoned at road and approached police on their own. In Ujjawala Home in Chhattisgarh, residents gave no response.

Who were involved in rescue process

In Swadhar Greh in Tamil Nadu, majority of residents stated police was involved in their rescue.

In Swadhar Greh in Gujarat, majority of residents stated police and social worker was involved in their rescue.

In Swadhar Greh in Chhattisgarh, majority of residents stated NGO was involved in their rescue.

In Swadhar Greh in Rajasthan majority of residents stated they approached home on their own.

In Ujjawala Home in Tamil Nadu and Chhattisgarh, majority of the residents stated that police was involved in their rescue.

Whether the residents were inquired about their socio-economic background

Were you enquired about your socio - economic background?				
States	No	Not aware	Yes	Grand Total
Chhattisgarh		2	9	11
Not aware		2	2	4
Yes			7	7

Gujarat			35	35
Yes			35	35
Rajasthan	10	1	60	71
No	9			9
Not aware			1	1
Yes	1	1	59	61
Tamil Nadu		4	212	216
Not aware		1	1	2
Yes		3	210	213
(blank)			1	1
Grand Total	10	7	316	333

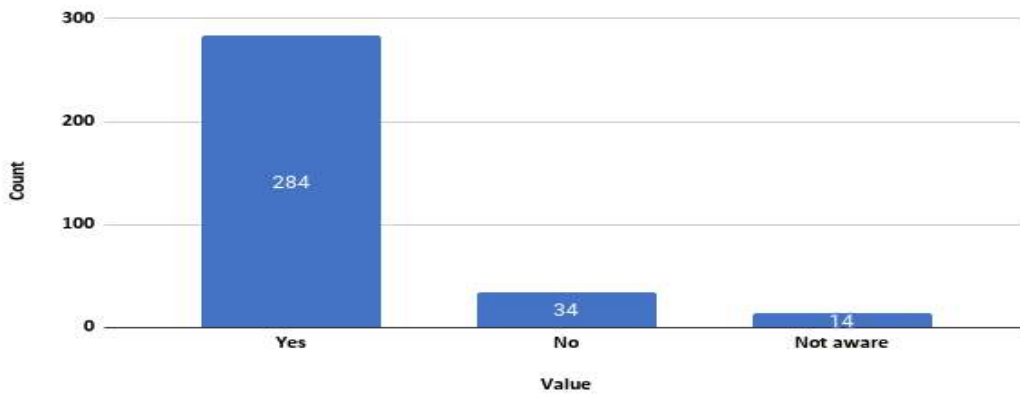
Table 4.1.134: Were you enquired about your socio-economic background- Swadhar Greh
In Swadhar Greh in all four states, majority of residents stated they were inquired about their socio-economic background.

Were you enquired about your socio - economic background				
States	No	Not aware	Yes	Grand Total
Chhattisgarh	1	4	5	10
Tamil Nadu			30	30
Grand Total	1	4	35	40

Table 4.1.135: Were you enquired about your socio- economic background - Ujjawala Home
In Ujjawala Home in Tamil Nadu and Chhattisgarh, majority of residents stated they were inquired about their socio-economic background.

Specialized interview conducted by the counsellor before your admission

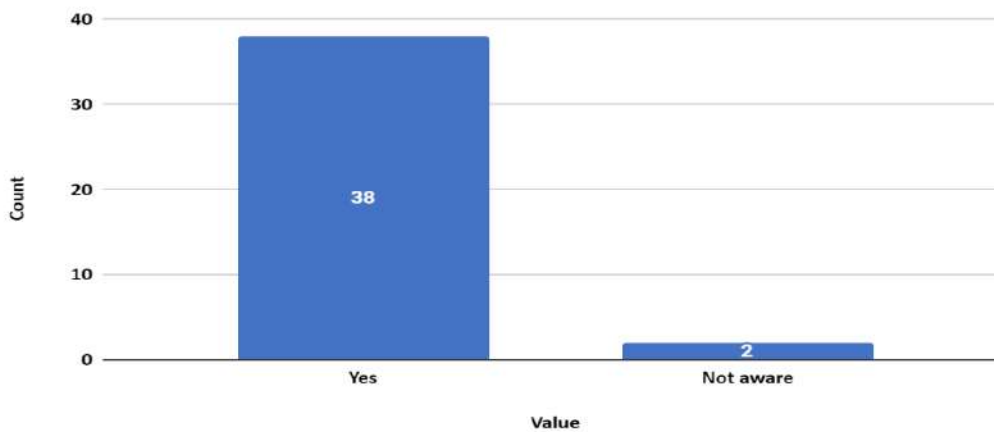
Whether a specialized interview was conducted by the counsellor before your admission



Graph No. 4.1.31: Whether a specialized interview was conducted by the counsellor before your admission– Swadhar Greh

In Swadhar Greh in all four states, majority of residents stated that a specialized interview was conducted by the counsellor before their admission.

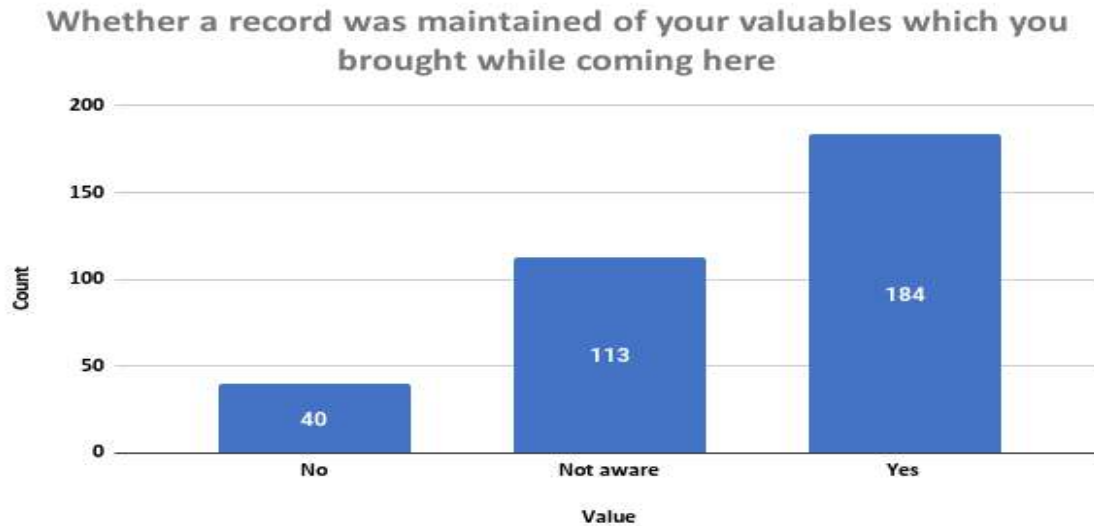
Whether a specialized interview was conducted by the counselor before your admission



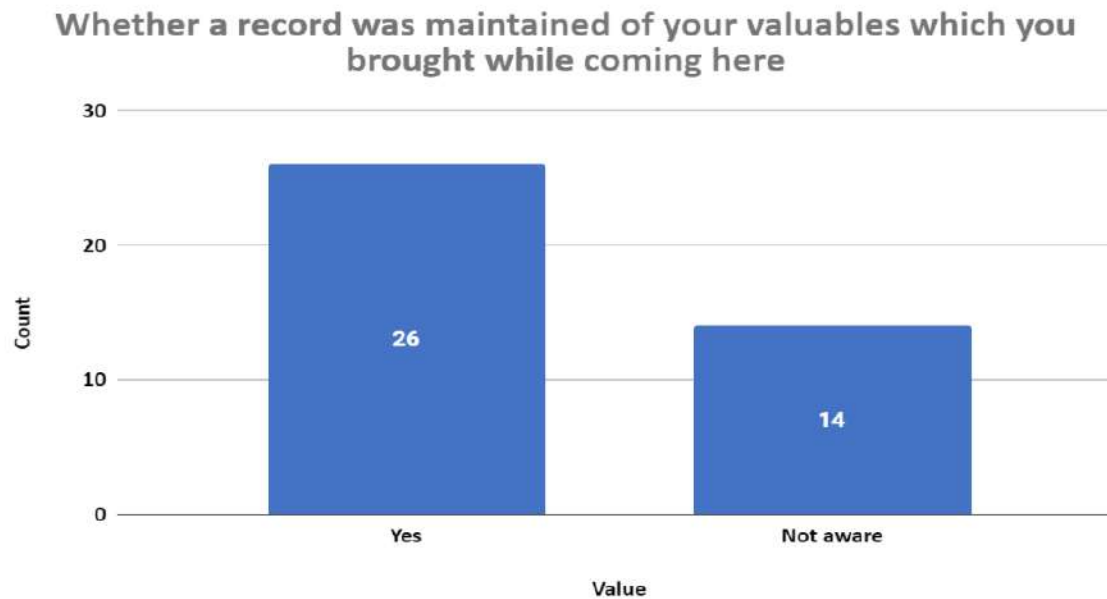
Graph No. 4.1.32: Whether a specialized interview was conducted by the counsellor before your admission– Ujjawala Home

In Ujjawala Home in Tamil Nadu and Chhattisgarh, majority of residents stated that a specialized interview was conducted by the counsellor before their admission.

Maintenance of a record of valuables which residents brought to the home

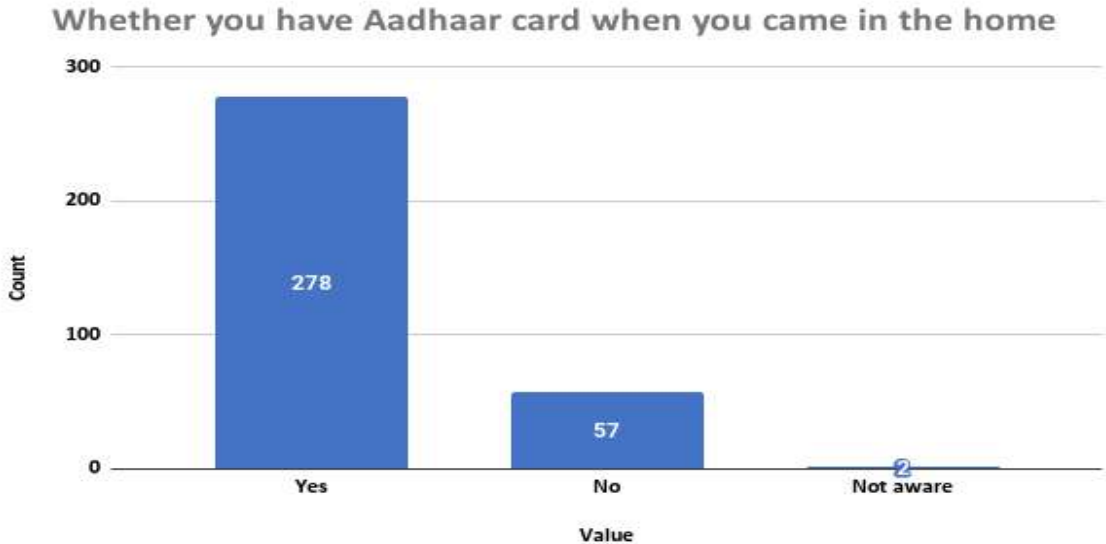


Graph No. 4.1.33: Whether a record was maintained of your valuables which brought while coming here– Swadhar Greh
 In Swadhar Greh in Tamil Nadu, Gujarat and Chhattisgarh, majority of residents stated that a record was maintained while residents of Swadhar Greh Gujarat said no record was maintained.

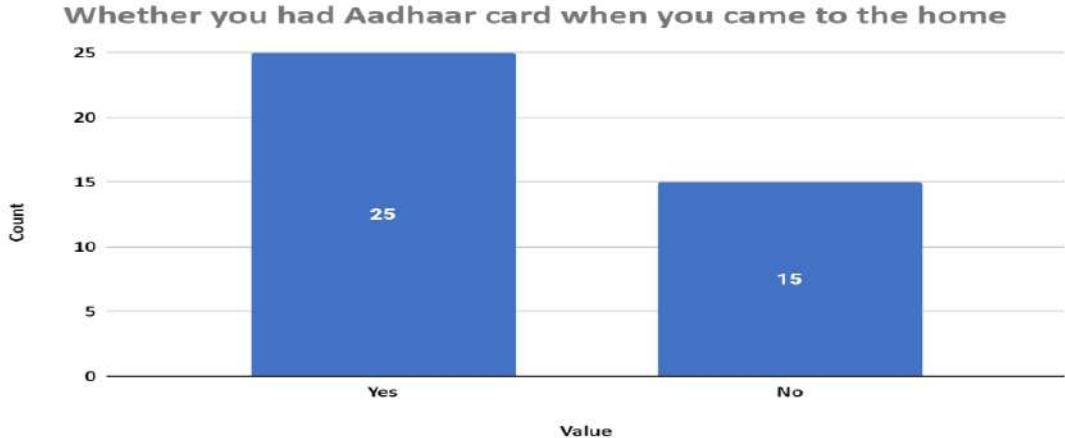


Graph No. 4.1.34: Whether a record was maintained of your valuables which brought while coming here– Ujjawala Home
 In Ujjawala Home in Tamil Nadu and Chhattisgarh, majority of residents stated that a record was maintained.

Whether the resident had Aadhaar card before coming to home and if not then whether photo ID was issued



Graph No. 4.1.35: Whether you have Aadhaar Card when came in the home– Swadhar Greh
 In Swadhar Greh in all four states, majority of residents stated that they had Aadhaar card and if not, a photo ID was issued.



Graph No. 4.1.36: Whether you have Aadhaar Card when came in the home– Ujjawala Home
 In Ujjawala Home in Tamil Nadu, majority of residents had Aadhaar card and photo ID was issued in case they did not.
 In Ujjawala Home in Chhattisgarh, majority of residents did not have Aadhaar card and photo ID was not issued.

Will the acquired skills help in re-integration

Will the acquired skills help in your re-integration?						
States	Agree	Disagree	Neutral	Strongly Agree	Strongly disagree	Grand Total
Chhattisgarh	5		6			11
Gujarat	17	4	14	1		36
Rajasthan	14	18	7	18	14	71
Tamil Nadu	170	1	38	7		216
Grand Total	206	23	65	26	14	334

Table 4.1.136: Will the acquired skills help in your re-integration - Swadhar Greh

In Swadhar Greh in Tamil Nadu and Gujarat, majority of residents agreed that the acquired skills will help in re-integration, in Rajasthan, majority of residents strongly agreed while in Swadhar Greh Chhattisgarh, majority of residents were neutral in their response.

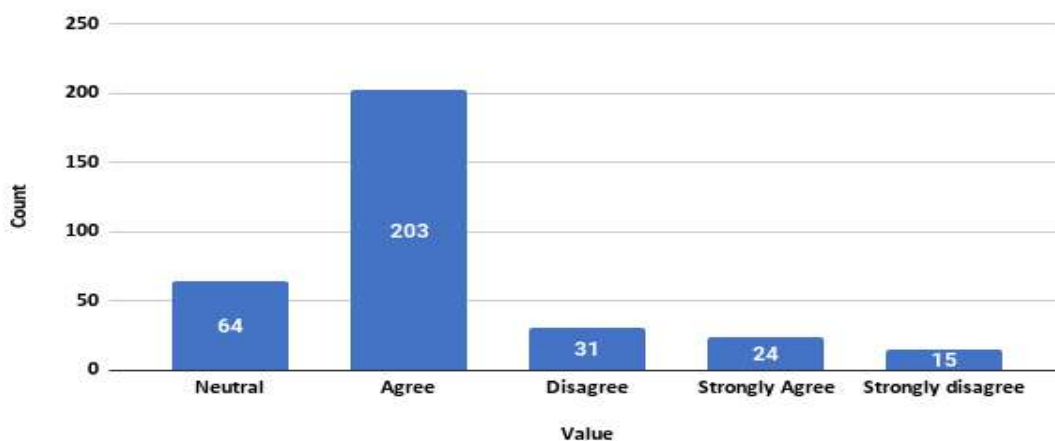
Will the acquired skills help in your re-integration			
States	Agree	Neutral	Grand Total
Chhattisgarh	5	5	10
Tamil Nadu	29	1	30
Grand Total	34	6	40

Table 4.1.137: Will the acquired skills help in your re-integration - Ujjawala Home

In Ujjawala Home in Tamil Nadu, majority of residents agreed that the acquired skills will help in re-integration while in Ujjawala Home in Chhattisgarh, equal number of people agreed and were neutral in their response.

Whether the residents will be able to sustain with dignity with the acquired skills

Whether you will be able to sustain yourself with dignity with the acquired skills



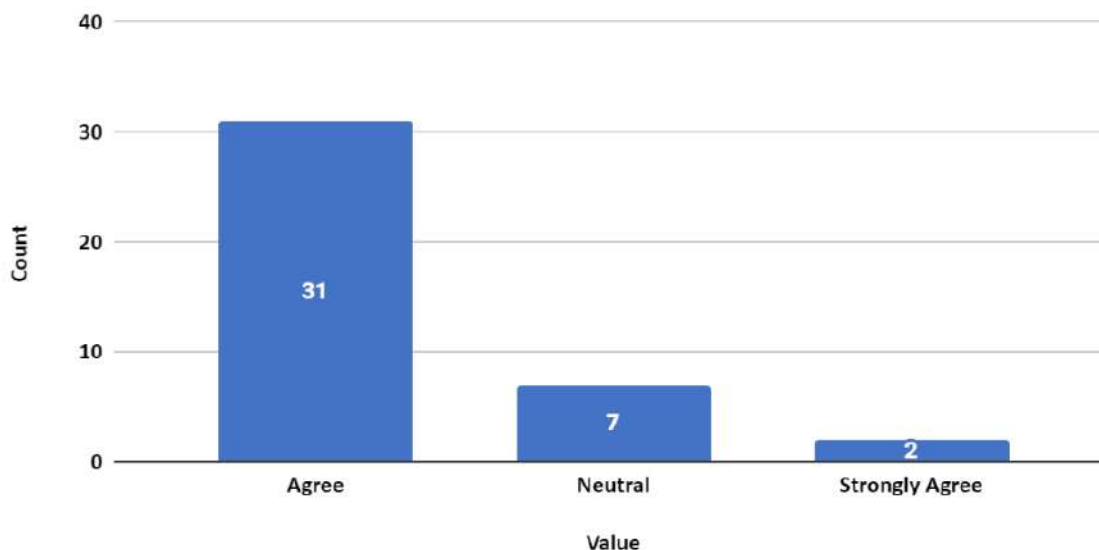
Graph No. 4.1.37: Whether you will be able to sustain yourself with dignity with the acquired skills- Swadhar Greh

Will you be able to sustain yourself with dignity with the acquired skills?						
States	Agree	Disagree	Neutral	Strongly Agree	Strongly disagree	Grand Total
Chhattisgarh	7		4			11
Gujarat	16	5	14		1	36
Rajasthan	16	19	6	16	14	71
Tamil Nadu	164	7	40	8		219
Grand Total	203	31	64	24	15	337

Table 4.1.138: Will they be able to sustain themselves with dignity with the acquired skills - Swadhar Greh

In Swadhar Greh in Tamil Nadu, Gujarat and Chhattisgarh, majority of residents agreed while in Swadhar Greh in Rajasthan, majority disagreed.

Whether you will be able to sustain yourself with dignity with the acquired skills



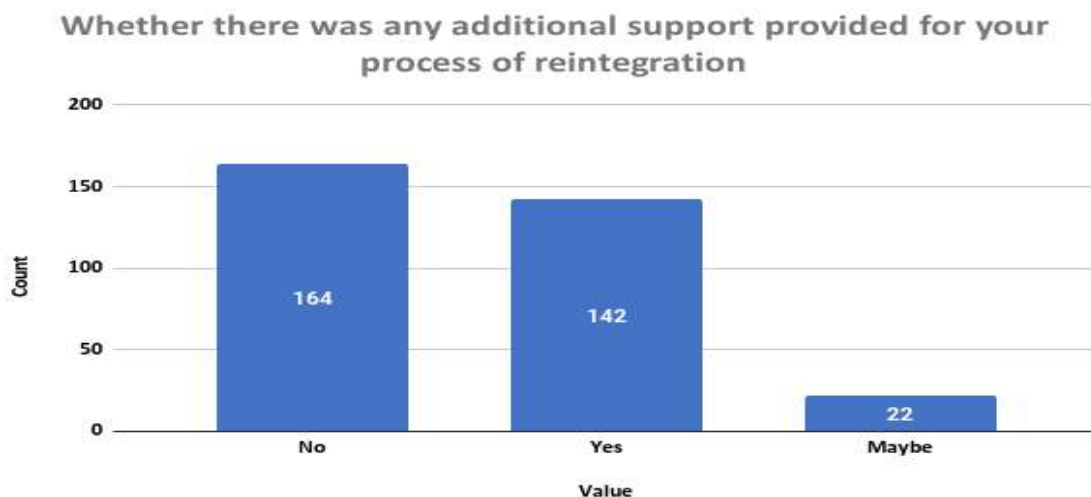
Graph No. 4.1.38: Whether you will be able to sustain yourself with dignity with the acquired skills- Ujjawala Home

Will you be able to sustain yourself with dignity with the acquired skills?			
States	Agree	Neutral	Strongly Agree
Chhattisgarh	2	6	2
Tamil Nadu	29	1	
Grand Total	31	7	2

Table 4.1.139: Will they be able to sustain themselves with dignity with the acquired skills - Ujjawala Home

In Ujjawala Home in Tamil Nadu, majority of residents agreed that they will be able to sustain with dignity with the acquired skills while majority in Ujjawala Home Chhattisgarh disagreed.

Whether additional support was provided for the process of reintegration

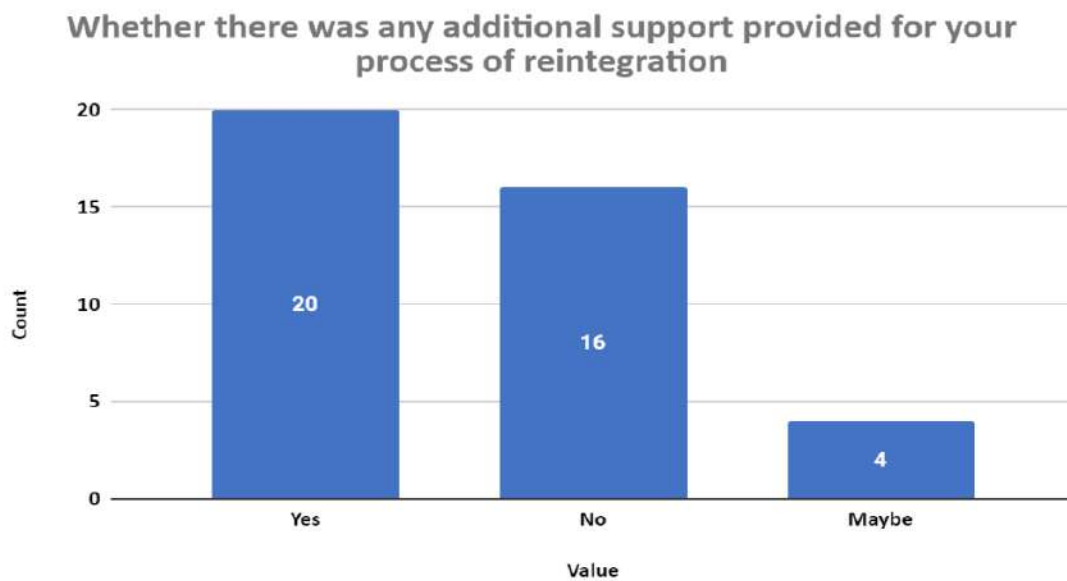


Graph No. 4.1.39: Whether there was any additional support provided for your process of reintegration- Swadhar Greh

Was there any additional support provided for your process of reintegration?				
States	Maybe	No	Yes	Grand Total
Chhattisgarh		9	2	11
Gujarat	1	18	8	27
Rajasthan	11	43	17	71
Tamil Nadu	10	94	115	219
Grand Total	22	164	142	328

Table 4.1.140: Was there any additional support provided for your process of reintegration - Swadhar Greh

In Swadhar Greh in Tamil Nadu, majority of residents said yes, additional support was provided for reintegration but in Swadhar Greh in Gujarat, Chhattisgarh and Rajasthan, majority residents said no, additional support was not provided.



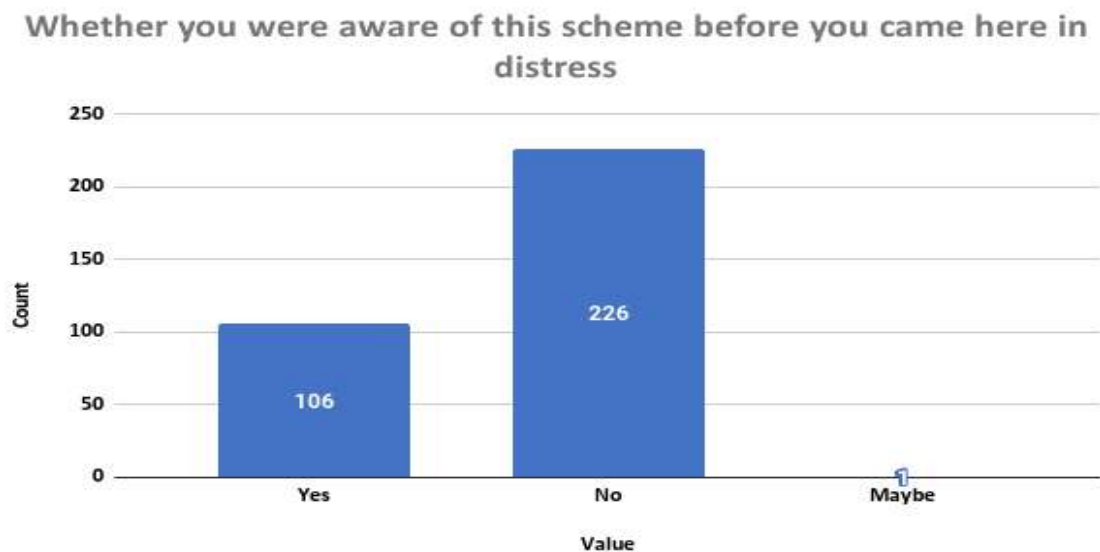
Graph No. 4.1.40: Whether there was any additional support provided for your process of reintegration- Ujjawala Home

Was there any additional support provided for your process of reintegration				
States	Maybe	No	Yes	Grand Total
Chhattisgarh	4	6		10
Tamil Nadu		10	20	30
Grand Total	4	16	20	40

Table 4.1.141: Was there any additional support provided for your process of reintegration - Ujjawala Home

In Ujjawala Home in Tamil Nadu, majority of residents said yes while in Ujjawala Home Chhattisgarh, majority of residents said no.

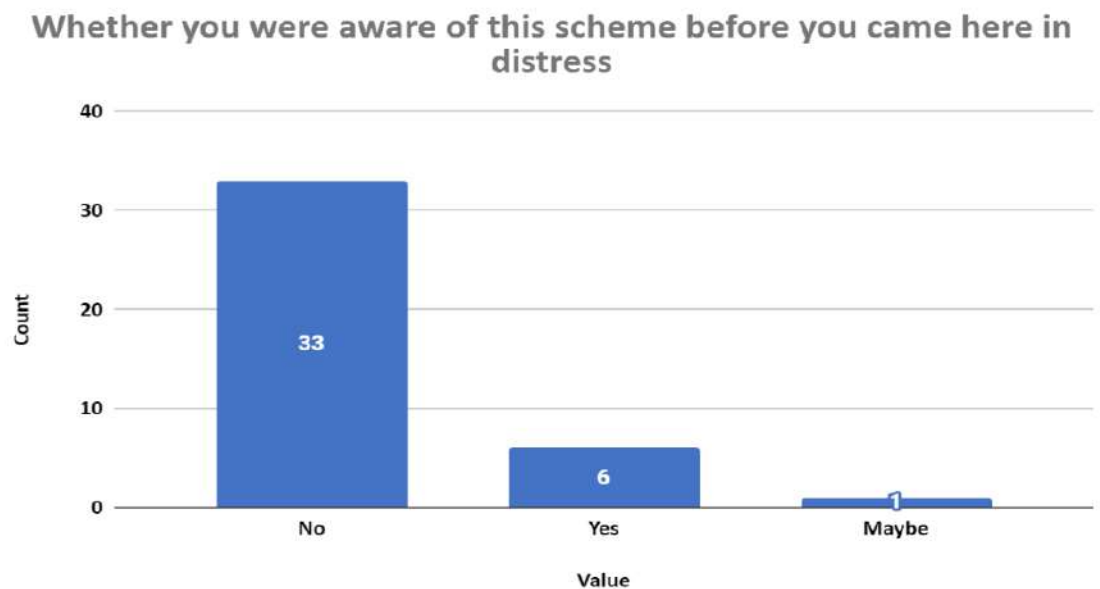
Awareness regarding the scheme before coming to the home in distress



Graph No. 4.1.41: Whether you were aware of this scheme before you came here in distress-

Swadhar Greh

In Swadhar Greh in all four states, majority of residents said no, they were not aware.



Graph No. 4.1.42: Whether you were aware of this scheme before you came here in distress-

Ujjawala Home

In Ujjawala Home in Tamil Nadu and Chhattisgarh, majority of residents said no, they were not aware.

Whether the residents faced discrimination at any time from rescue to re-integration based on caste, sect or religion

In Swadhar Greh in Tamil Nadu, Gujarat and Chhattisgarh, majority of residents said no. In Swadhar Greh in Rajasthan, majority said no however a few residents stated that misbehaviour and physical abuse happens. In Ujjawala Home in Tamil Nadu, all residents said no and in Ujjawala Home Chhattisgarh, majority residents said no.

CONCLUSION:

Objective 3 of the survey was to analyse and understand the facilities of medical, legal and police assistance and shelter provided by the Swadhar Greh in selected states of India to the women. In Swadhar Greh in all four states, majority of the residents stated yes medical check-up was done at the time of admission of residents in the home. In Ujjawala Home in Tamil Nadu, majority of the residents stated no, medical check-up was not done.

Residents in all homes were satisfied with the availability of medical kits and doctor visits. Majority of the time in all states and homes, a female doctor visited for check up. The residents were also satisfied with the diagnosis and treatment by the doctor. In Ujjawala Homes and Swadhar Greh in all four states, majority of the residents stated that medicines were also always available for treatment.

In Swadhar Greh in all four states, majority of the residents were vaccinated and were administered double dose and Covid related treatment was borne by the Civil Hospital/PHC/CHC. In Ujjawala Home in Tamil Nadu, all residents were vaccinated but in Ujjawala Home in Chhattisgarh, equal number of people were vaccinated and not vaccinated. Majority of residents stated they were not aware of the number of doses and none of the residents were aware of the vaccine which they were administered.

Regarding counselling, majority of residents were satisfied. In Swadhar Greh in Tamil Nadu, Gujarat and Chhattisgarh, majority of residents were referred by others while in Swadhar Greh Rajasthan, majority of residents approached the home on their own. In Ujjawala Home in Tamil Nadu, majority of the residents stated that they abandoned at road and approached police on

their own. In Ujjawala Home in Chhattisgarh, residents gave no response. Majorly, the parties involved in rescue of residents were police, NGOs and social workers.

Regarding the maintenance of a record of valuables which residents brought to the home with them, all residents stated yes except Swadhar Greh Gujarat.

Since vocational training was given to the residents, majority of residents agreed that these acquired skills will help them in reintegration however when asked whether the residents would be able to sustain themselves with dignity with the acquired skills, in Swadhar Greh in Tamil Nadu, Gujarat and Chhattisgarh, majority of residents agreed while in Swadhar Greh in Rajasthan, majority disagreed. In Ujjawala Home in Tamil Nadu, majority of residents agreed that they will be able to sustain with dignity with the acquired skills while majority in Ujjawala Home Chhattisgarh disagreed. No additional support was given for the reintegration process except in Tamil Nadu.

Regarding the question of discrimination and/or any abuse faced by the residents, majority of residents stated no except in Rajasthan where a few residents stated that misbehaviour and physical abuse happens.

PART B – CARETAKERS RESPONSES

Part A deals with the point of view of residents of Ujjawala Homes and Swadhar Greh, whereas, Part B deals with the point of view of caretakers of Ujjawala Homes and Swadhar Greh. Understanding the issues and challenges faced by caretakers becomes essential to the crux of the study. The objective wise analysis of caretaker study is as follows:

OBJECTIVE 1

TO UNDERSTAND THE STATUS OF ESTABLISHMENT AND FUNCTIONING OF THE TARGETED SWADHAR GREH AND UJJAWALA HOMES IN SELECTED STATES.

States included in the survey

The data for Swadhar Greh caretakers was collected from Gujarat, Rajasthan, Chhattisgarh and Tamil Nadu whereas the data for Ujjawala home caretakers was collected from three states Gujarat, Tamil Nadu, and Chhattisgarh.

Swadhar Greh: A total of 6 caretakers across Gujarat, 11 caretakers across Rajasthan, 2 caretakers from Chhattisgarh and 47 caretakers from Tamil Nadu were surveyed.

Ujjawala Home: A total of 1 caretaker from Gujarat, 2 caretakers from Chhattisgarh and 6 caretakers from Tamil Nadu were surveyed.

Greh/ Home/ State	Number of caretakers	Total
(A) Swadhar Greh		
Gujarat	6	
Rajasthan	11	
Chhattisgarh	2	
Tamil Nadu	<u>47</u>	66
(B) Ujjawala Home		
Gujarat	1	
Chhattisgarh	2	
Tamil Nadu	<u>6</u>	9
Grand Total (A+B)		75

Table No. 4.2.1: Total Number of responses received from the Caretakers of Swadhar Greh and Ujjawala Homes

FOOD

According to 88% of responses received from Swadhar Greh caretakers in Tamil Nadu, 10% of responses received from Swadhar Greh caretakers in Rajasthan and approx 2% of responses received from Swadhar Greh caretaker in Gujarat, the meals were provided to the residents, thrice a day. Whereas as per 83% of responses received from Swadhar Greh caretakers in Rajasthan and 16.67% of responses received from Swadhar Greh caretaker in Gujarat the meals were provided twice a day; while as per 25% of responses received from Swadhar Greh caretakers from Chhattisgarh, 50% of responses received from Gujarat, 12.5% of responses received from Rajasthan and 12.5% of responses received from Tamil Nadu mentioned that more than three times the meals were provided.

How many meals a day are given to the residents?				
	More than Three	Thrice	Twice	Grand Total
Chhattisgarh	2			2
Gujarat	4	1	1	6
Rajasthan	1	5	5	11
Tamil Nadu	1	46		47
Grand Total	8	52	6	66

Table No. 4.2.2: Number of meals a day are given to the residents (Swadhar Greh, Caretakers responses)

According to the 85.7% of responses received from Ujjawala Home caretakers in Tamil Nadu and 14.3% of responses received from Chhattisgarh meals were provided thrice a day to the residents, whereas according to 100% of responses received from caretakers in Chhattisgarh meals were provided twice a day. Meanwhile according to 100% of responses received from caretakers in Gujarat the meals were provided more than thrice a day.

How many meals a day are given to the residents?				
States	More than Three	Thrice	Twice	Grand Total
Chhattisgarh		1	1	2
Gujarat	1			1
Tamil Nadu		6		6
Grand Total	1	7	1	9

Table No. 4.2.3: Number of meals a day are given to the residents (Ujjawala Homes, Caretakers responses)

Of all the Swadhar Greh caretakers, 78.79% of responses received from the caretakers occasionally provided non-vegetarian food apart from the daily vegetarian food. Meanwhile, 75% of responses received from caretakers in Rajasthan and 25% of responses received from caretakers in Gujarat mentioned that only vegetarian food was provided to the residents.

What kind of food is given?				
	Both Vegetarian and Non Vegetarian Daily	Only Vegetarian	Vegetarian Daily and Occasionally Non Vegetarian	Grand Total
Chhattisgarh			2	2
Gujarat	1	3	2	6
Rajasthan		9	2	11
Tamil Nadu	1		46	47
Grand Total	2	12	52	66

Table No. 4.2.4: Kind of food given to the residents (Swadhar Greh, Caretakers responses)

Of all the Ujjawala Home caretakers, the caretakers in Tamil Nadu occasionally provided non-vegetarian food apart from the daily vegetarian food. Meanwhile, the caretakers in Chhattisgarh and Gujarat mentioned that only vegetarian food was given to the residents.

What kind of food is given?			
States	Only Vegetarian	Vegetarian Daily and Occasionally Non-Vegetarian	Grand Total
Chhattisgarh	2		2
Gujarat	1		1
Tamil Nadu		6	6
Grand Total	3	6	9

Table No. 4.2.5: Kind of food given to the residents (Ujjawala Homes, Caretakers responses)

100% of responses received from the Swadhar Greh caretakers mentioned that a combination of chicken, mutton, fish and eggs were provided to the residents in meals.

Is Non vegetarian food provided		
	Yes	Grand Total
Chhattisgarh	2	2
Gujarat	6	6
Rajasthan	11	11
Tamil Nadu	47	47
Grand Total	66	66

Table No. 4.2.6: Non - vegetarian food given to the residents (Swadhar Greh, Caretakers responses)

Along with daily meals, milk was provided regularly as per 89.39% of responses received from Swadhar Greh caretakers. Similarly, in Ujjawala Homes, milk was always provided by the caretakers of Gujarat and Tamil Nadu, whereas the caretakers of Chhattisgarh sometimes provided milk.

Is milk provided in meals?			
	Always	Sometimes	Grand Total
Chhattisgarh	1	1	2
Gujarat	3	3	6
Rajasthan	9	2	11
Tamil Nadu	46	1	47
Grand Total	59	7	66

Table No. 4.2.7: Milk given to the residents (Swadhar Greh, Caretakers responses)

Is milk provided in meals?			
States	Always	Sometimes	Grand Total
Chhattisgarh		2	2
Gujarat	1		1
Tamil Nadu	6		6
Grand Total	7	2	9

Table No. 4.2.8: Milk given to the residents (Ujjawala Homes, Caretakers responses)

63.63% of responses received from Swadhar Greh caretakers in Tamil Nadu, Rajasthan, Gujarat and Chhattisgarh mentioned that seasonal fruits were always provided while 27.27% of responses received from Swadhar Greh caretakers sometimes provided seasonal fruits. Whereas, a caretaker from Rajasthan mentioned that seasonal fruits were never provided.

Are seasonal fruits provided?					
	Always	Never	Rarely	Sometimes	Grand Total
Chhattisgarh	1			1	2
Gujarat	4			2	6
Rajasthan	6	1	1	3	11
Tamil Nadu	31		4	12	47
Grand Total	42	1	5	18	66

Table No. 4.2.9: Seasonal fruits given to the residents (Swadhar Greh, Caretakers responses)

In Tamil Nadu 44.44% of responses received from Ujjawala Home caretakers mentioned that seasonal fruits were always provided, whereas 55.56% of responses received from caretakers of Tamil Nadu and caretakers of Chhattisgarh and Gujarat mentioned that seasonal fruits were sometimes provided.

Are seasonal fruits provided?			
States	Always	Sometimes	Grand Total
Chhattisgarh		2	2
Gujarat		1	1
Tamil Nadu	4	2	6
Grand Total	4	5	9

Table No. 4.2.10: Seasonal fruits given to the residents (Ujjawala Homes, Caretakers responses)

As per 89.39% of responses received from the Swadhar Greh caretakers, pulses were always provided with the meals.

Are pulses provided in meals?			
	Always	Sometimes	Grand Total
Chhattisgarh	1	1	2
Gujarat	2	4	6
Rajasthan	11		11
Tamil Nadu	45	2	47
Grand Total	59	7	66

Table No. 4.2.11: Pulses provided in meals to the residents (Swadhar Greh, Caretakers responses)

On the contrary as per 100% of the responses received from the Ujjawala Home caretakers pulses were not provided in meals.

Are pulses provided in meals?		
States	Not provided	Grand Total
Chhattisgarh	2	2
Gujarat	1	1
Tamil Nadu	6	6
Grand Total	9	9

Table No. 4.2.12: Pulses provided in meals to the residents (Ujjawala Homes, Caretakers responses)

As per 100% of responses received from the Swadhar Greh caretakers, sweets were sometimes provided to the residents.

Are sweets provided?		
	Yes	Grand Total
Chhattisgarh	2	2
Gujarat	6	6
Rajasthan	11	11
Tamil Nadu	47	47
Grand Total	66	66

Table No. 4.2.13: Sweets provided in meals to the residents (Swadhar Greh, Caretakers responses)

If Yes, then how often			
	Rarely	Sometimes	Grand Total
Chhattisgarh		2	2
Gujarat		6	6
Rajasthan	3	8	11
Tamil Nadu	9	38	47
Grand Total	12	54	66

Table No. 4.2.14: Frequency of sweets provided in meals to the residents (Swadhar Greh, Caretakers responses)

As per 100% of responses received from the Ujjawala Home caretakers, sweets were provided in meals. Except for a caretaker from Tamil Nadu, the sweets were provided sometimes with meals.

Are sweets provided?		
States	Yes	Grand Total
Chhattisgarh	2	2
Gujarat	1	1
Tamil Nadu	6	6
Grand Total	9	9

Table No. 4.2.15: Sweets provided in meals to the residents (Ujjawala Homes, Caretakers responses)

If yes, then how often the sweets were provided in meals			
States	Daily	Sometimes	Grand Total
Chhattisgarh		2	2
Gujarat		1	1
Tamil Nadu	1	5	6
Grand Total	1	8	9

Table No. 4.2.16: Frequency of sweets provided in meals to the residents (Ujjawala Homes, Caretakers responses)

Around 50% of responses received from the Swadhar Greh caretakers mentioned that between 1000-1500 amount was spent towards food per resident per month, around 10% of responses

received from the caretakers mentioned that less than or equal to 1000 amount was spent per month per resident while 20% of responses received from the caretakers mentioned that between 1500-2000 amount was spent per month, whereas 20% of responses received from the caretakers mentioned that more than 2000 was spent towards food per resident per month.

What is the sum of money spent on food per resident, per month?					
	Between 1000 - 1500	Between 1500 - 2000	Less than or equal to 1000	More than 2000	Grand Total
Chhattisgarh	2				2
Gujarat	2	1	1	2	6
Rajasthan	1	3	3	4	11
Tamil Nadu	33	8		6	47
Grand Total	38	12	4	12	66

Table No. 4.2.17: Sum of money spent on food per resident, per month (Swadhar Greh, Caretakers responses)

100% of responses received from the Ujjawala Home caretakers mentioned that around Rs. 1000-1500/- were spent towards food per resident per month.

What is the sum of money spent on food per resident, per month?		
States	Between 1000 - 1500	Grand Total
Chhattisgarh	2	2
Gujarat	1	1
Tamil Nadu	6	6
Grand Total	9	9

Table No. 4.2.18: Sum of money spent on food per resident, per month (Ujjawala Homes, Caretakers responses)

CLOTHES

Around 50% of responses received from the Swadhar Greh caretakers mentioned that clothes were provided once in 3 months, around 10% of responses received from the caretakers mentioned that clothes were provided once a month, while 33.33% of responses received from

the caretakers mentioned that clothes were provided once in 6 months and 1 caretaker each from Rajasthan and Tamil Nadu mentioned that clothes were provided once in a year.

Are residents provided with clothes?					
	Once a month	Once in 3 months	Once in 6 months	Once in a year	Grand Total
Chhattisgarh		2			2
Gujarat	1	4	1		6
Rajasthan	2	7	1	1	11
Tamil Nadu	1	25	20	1	47
Grand Total	4	38	22	2	66

Table No. 4.2.19: Residents provided with clothes (Swadhar Greh, Caretakers responses)

On one hand 44.44% of responses received from the Ujjawala Home caretakers mentioned that clothes were provided bi-annually to the residents. Whereas, 44.44% of responses received from the caretakers mentioned that clothes were provided quarterly. While in Gujarat clothes were provided on a monthly basis.

Are residents provided with clothes?				
States	Once a month	Once in 3 months	Once in 6 months	Grand Total
Chhattisgarh		2		2
Gujarat	1			1
Tamil Nadu		2	4	6
Grand Total	1	4	4	9

Table No. 4.2.20: Residents provided with clothes (Ujjawala Homes, Caretakers responses)

Around 59.09% of responses received from the Swadhar Greh caretakers mentioned that two pairs of clothes are provided in one distribution, 12.12% of responses received from the mentioned that one pair of cloth was provided, 12.12% of responses received from the caretakers mentioned that more than three pairs of clothes were provided whereas around

16.67% of responses received from the mentioned that three pairs of clothes were provided in one distribution.

How many pairs of clothes provided in one distribution					
	More than Three	One	Three	Two	Grand Total
Chhattisgarh				2	2
Gujarat	3	1		2	6
Rajasthan		2	3	6	11
Tamil Nadu	5	5	8	29	47
Grand Total	8	8	11	39	66

Table No. 4.2.21: Number of pairs of clothes provided in one distribution (Swadhar Greh, Caretakers responses)

100% of responses received from the Ujjawala Home caretakers mentioned that two pairs of clothes were provided in one distribution.

How many pairs of clothes are provided in one distribution?		
States	Two	Grand Total
Chhattisgarh	2	2
Gujarat	1	1
Tamil Nadu	6	6
Grand Total	9	9

Table No. 4.2.22: Number of pairs of clothes provided in one distribution (Ujjawala Homes, Caretakers responses)

75.76% of responses received from the Swadhar Greh caretakers mentioned that there was no provision for laundry at the centre. However, 10.61% of responses received from the caretakers from Tamil Nadu, Rajasthan and Gujarat mentioned that laundry services were always

provided. While, 13.63% of responses received from the mentioned that the laundry services were rarely provided.

Is there provision of laundry services and ironing of clothes?					
	Always	Never	Rarely	Sometimes	Grand Total
Chhattisgarh		2			2
Gujarat	1	5			6
Rajasthan	4	2	2	3	11
Tamil Nadu	2	41		4	47
Grand Total	7	50	2	7	66

Table No. 4.2.23: Provision of laundry and ironing of clothes (Swadhar Greh, Caretakers responses)

Except for Gujarat, there is no provision for laundry services and ironing of clothes in any Ujjawala Home.

Is there provision of laundry services and ironing of clothes?			
States	Always	Never	Grand Total
Chhattisgarh		2	2
Gujarat	1		1
Tamil Nadu		6	6
Grand Total	1	8	9

Table No. 4.2.24: Provision of laundry and ironing of clothes (Ujjawala Homes, Caretakers responses)

POCKET MONEY

Except for Chhattisgarh, 83.33% of responses received from the Swadhar Greh caretakers mentioned that the residents always received pocket money, whereas, 12.12% of responses received from the caretakers mentioned that the residents never received pocket money and 4.55% of responses received from the caretakers mentioned that sometimes the residents received pocket money.

Do the residents receive pocket money?				
	Always	Never	Sometimes	Grand Total
Chhattisgarh			2	2
Gujarat	5	1		6

Rajasthan	10	1		11
Tamil Nadu	40	6	1	47
Grand Total	55	8	3	66

Table No. 4.2.25: Provision of pocket money for residents (Swadhar Greh, Caretakers responses)

As per 77.78% of responses received from the Ujjawala Homes' caretakers, the residents were never given pocket money. While, as per 22.22% of responses received from the Ujjawala Homes' caretakers, the residents were always given pocket money.

Do the residents receive pocket money?			
States	Always	Never	Grand Total
Chhattisgarh		2	2
Gujarat		1	1
Tamil Nadu	2	4	6
Grand Total	2	7	9

Table No. 4.2.26: Provision of pocket money for residents (Ujjawala Homes, Caretakers responses)

The 33.33% of responses received from the Ujjawala Homes' caretakers of Tamil Nadu, pocket money was always given to the residents on a monthly basis in cash. The sum of money is usually below Rs. 100 per month. On the contrary, another 33.33% of responses received from the Ujjawala Homes' caretakers of Tamil Nadu usually buy the required things for the residents instead of paying pocket money.

Is the sum of money constant throughout the year?			
States	Always	Never	Grand Total
Chhattisgarh		2	2
Gujarat		1	1
Tamil Nadu	2	4	6
Grand Total	2	7	9

Table No. 4.2.27: Consistency of sum of money (Ujjawala Homes, Caretakers responses)

What is the frequency of receiving the pocket money?			
States	Monthly	No pocket money Given	Grand Total
Chhattisgarh		2	2
Gujarat		1	1
Tamil Nadu	2	4	6
Grand Total	2	7	9

Table No. 4.2.28: Frequency of receiving the pocket money (Ujjawala Homes, Caretakers responses)

What is the amount of money they receive in one distribution?			
States	Below or equal to 100	No	Grand Total
Chhattisgarh		2	2
Gujarat		1	1
Tamil Nadu	2	4	6
Grand Total	2	7	9

Table No. 4.2.29: Amount of money they receive in one distribution (Ujjawala Homes, Caretakers responses)

In what form do they receive the pocket money?				
States	Caretakers buy and get things for the inmates	Cash	No Pocket money Given	Grand Total
Chhattisgarh			2	2
Gujarat			1	1
Tamil Nadu	2	2	2	6
Grand Total	1	2	5	9

Table No. 4.2.30: Form in which the pocket money is received (Ujjawala Homes, Caretakers responses)

RECREATION

Around 53.03% of responses received from the Swadhar Greh caretakers agreed while 39.39% of responses received from caretakers strongly agreed and 7.58% of responses received from caretakers disagreed that activities for recreation need to be increased and optimized.

Do you agree that the activities for recreation needs to be increased and optimised?				
	Agree	Disagree	Strongly agree	Grand Total
Chhattisgarh	2			2
Gujarat	3		3	6
Rajasthan	6		5	11
Tamil Nadu	24	5	18	47
Grand Total	35	5	26	66

Table No. 4.2.31: Activities for recreation (Swadhar Greh, Caretakers responses)

55.55% of responses received from the caretakers of Ujjawala Homes agreed that activities for recreation needed to be increased and optimized. Meanwhile, 33.33% of responses received from caretakers strongly agreed and 11.12% of responses received from were unsure of their opinion.

Do you agree that the activities for recreation need to be increased and optimized?				
States	Agree	Neutral	Strongly agree	Grand Total
Chhattisgarh			2	2
Gujarat			1	1
Tamil Nadu	5	1		6
Grand Total	5	1	3	9

Table No. 4.2.32: Activities for recreation (Ujjawala Homes, Caretakers responses)

Around 54.55% of responses received from the Swadhar Greh caretakers agreed that the recreational activities were kept in mind all the age groups of women, 40.91% of responses received from caretakers strongly agreed and 4.54% of responses received from caretakers disagreed.

Do you agree that the recreational activities are kept keeping in mind all the age groups of women?				
	Agree	Disagree	Strongly agree	Grand Total
Chhattisgarh			2	2
Gujarat	4		2	6
Rajasthan	5		6	11
Tamil Nadu	27	3	17	47
Grand Total	36	3	27	66

Table No. 4.2.33: Recreational activities are kept keeping in mind all the age groups of women (Swadhar Greh, Caretakers responses)

55.55% of responses received from Caretakers of Ujjawala Homes agreed that recreational activities were kept keeping in mind all the age groups of women.

Do you agree that the recreational activities are kept keeping in mind all the age groups of women?			
States	Agree	Strongly agree	Grand Total
Chhattisgarh		2	2
Gujarat	1		1
Tamil Nadu	4	2	6
Grand Total	5	4	9

Table No. 4.2.34: Recreational activities are kept keeping in mind all the age groups of women (Ujjawala Homes, Caretakers responses)

51.52% of responses received from the Swadhar Greh caretakers agreed that the recreation activities are provided keeping in mind children in homes, 36.36% of responses received from the caretakers strongly agreed, 7.57% of responses received disagreed and 4.55% of responses received were neutral in their opinion.

Do you agree that the recreational activities are provided keeping in mind children in homes?					
	Agree	Disagree	Neutral	Strongly agree	Grand Total
Chhattisgarh				2	2
Gujarat	4			2	6
Rajasthan	6		1	4	11
Tamil Nadu	24	5	2	16	47
Grand Total	34	5	3	24	66

Table No. 4.2.35: Recreational activities are kept keeping in mind children in Homes (Swadhar Greh, Caretakers responses)

Except for 20% of responses received from Ujjawala Home caretakers, 80% of responses received from caretakers agreed that recreational activities were provided keeping in mind children residing in the homes.

Do you agree that the recreational activities are provided keeping in mind children in homes?			
States	Agree	Disagree	Strongly agree
Chhattisgarh		1	1
Gujarat	1		1
Tamil Nadu	3		3
Grand Total	4	1	5

Table No. 4.2.36: Recreational activities are kept keeping in mind children in Homes (Ujjawala Homes, Caretakers responses)

84.85% of responses received from Swadhar Greh caretakers agreed that they had outdoor recreational activities, 15.15% of responses received caretakers disagreed.

Are the recreational activities provided for outdoor activities?			
	No	Yes	Grand Total
Chhattisgarh		2	2
Gujarat	1	5	6
Rajasthan		11	11
Tamil Nadu	9	38	47
Grand Total	10	56	66

Table No. 4.2.37: Recreational activities provided for outdoor activities (Swadhar Greh, Caretakers responses)

44.44% of the responses received mentioned that the outdoor activities were provided. While the 55.55% of responses received from the Ujjawala Homes caretakers mentioned that the homes did not provide outdoor recreational activities.

Are the recreational activities provided for outdoor activities?			
States	No	Yes	Grand Total
Chhattisgarh	1	1	2
Gujarat		1	1
Tamil Nadu	4	2	6
Grand Total	5	4	9

Table No. 4.2.38: Recreational activities provided for outdoor activities (Ujjawala Homes, Caretakers responses)

Except for 1.52% of responses received from Swadhar Greh caretakers, 98.48% of responses received from the caretakers mentioned that recreational activities are provided for indoor activities.

Are the recreational activities provided for indoor activities?			
	No	Yes	Grand Total
Chhattisgarh		2	2
Gujarat	1	5	6
Rajasthan		11	11
Tamil Nadu		47	47
Grand Total	1	65	66

Table No. 4.2.39: Recreational activities provided for indoor activities (Swadhar Greh, Caretakers responses)

100% of responses received from the Ujjawala Home caretakers equally agreed that the indoor recreational activities were provided for.

Are the recreational activities provided for indoor activities?		
States	Yes	Grand Total
Chhattisgarh	2	2
Gujarat	1	1
Tamil Nadu	6	6
Grand Total	9	9

Table No. 4.2.40: Recreational activities provided for indoor activities (Ujjawala Homes, Caretakers responses)

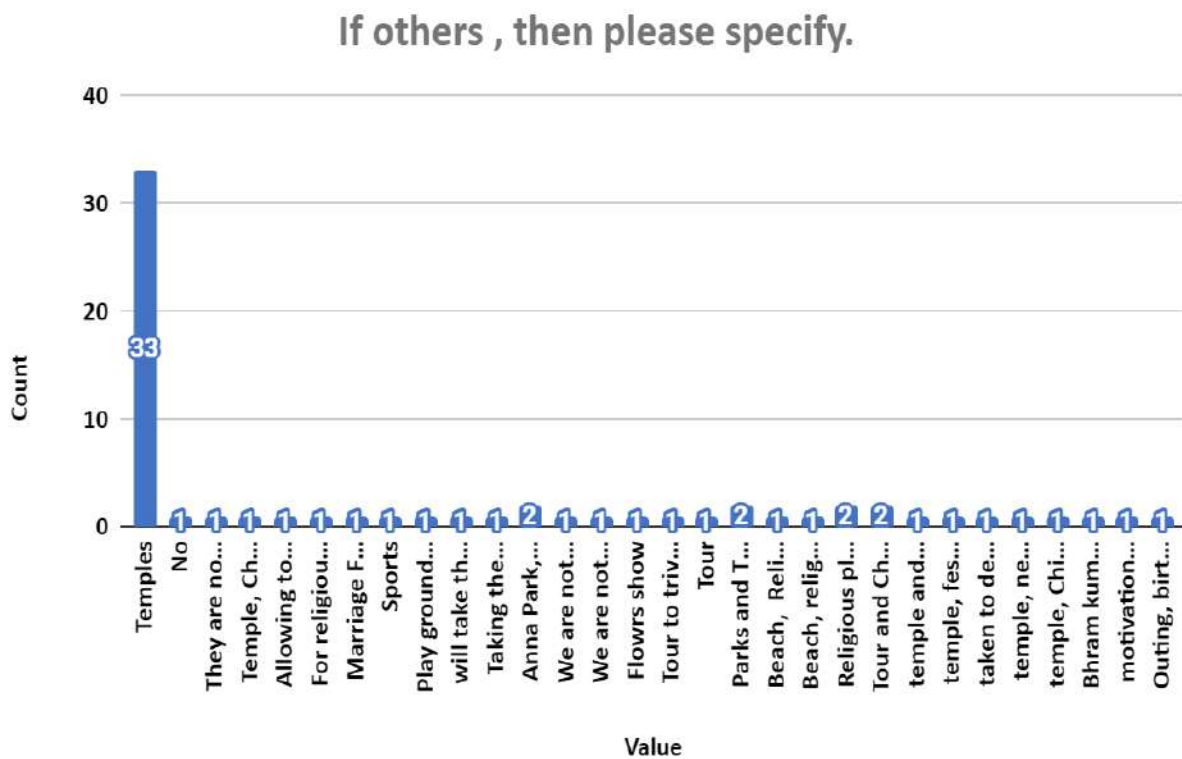
The various activities cited by the Swadhar Greh caretakers were Cultural shows, exhibitions, Movies, Picnics, etc. With Temple Visits being the most common. 59.09% of responses received from the caretakers mentioned that they were taken out monthly, 12.12% of responses received mentioned that they were taken out weekly, 13.64% of responses received mentioned that they were taken out biannually, 15.15% of responses received from the caretakers mentioned that the residents were taken out every quarter for recreational activities.

Which of the following recreational activities are they taken to?												
	Al l of th e ab ov e	C ult ur al sh ow s	Cult ural show s, Exhi bitio ns	Cultur al shows, Movie s, Exhibi tions	Cultu ral show s, Movi es, Picni cs	Cultural shows, Movies, Picnics, Exhibitions , All of the above	Cult ural sho ws, Pic nics	Cultur al shows, Picnic s, Exhibi tions	Movi es, Picni cs, Exhi bitio ns	P i c n i c s	Pic nic s, Ex hib itio ns	G ra n d T ot al
C h h a t t i s g a r h	2											2
G u j a r a t	1	1				1				3		6
R a j a s t h a n	6		1				1	2		1		11
T a m i l N		1	2	2	1		1	3	2	3	3	17

ad												
u												
G												
ra												
n												
d												
T												
ot												
al	9	2	3	2	1	1		2	5	2	3	6
											6	6

Table No. 4.2.41: Types of recreational activities (Swadhar Greh, Caretakers responses)

If others, please specify



Graph No. 4.2.1: Types of recreational activities (Swadhar Greh, Caretakers responses)

How often they are taken out for these recreational activities?					
	Biannuall y	Monthl y	Quarterl y	Weekl y	Grand Total
Chhattisgarh		2			2
Gujarat		3	1	2	6
Rajasthan		6	2	3	11
Tamil Nadu	9	28	7	3	47
Grand Total	9	39	10	8	66

Table No. 4.2.42: Frequency of recreational activities (Swadhar Greh, Caretakers responses)

100% of responses received from the Ujjawala Homes caretakers agreed that the residents were taken to cultural shows, exhibitions, movies, and picnics as part of recreational activities, of which 77.77% of responses received mentioned that the visits were on a monthly basis while 22.23% of responses received mentioned that the visits were biannually.

Which of the following recreational activities are they taken to?						
States	Cultural shows, Exhibitions	Cultural Movies, Exhibitions	shows, Picnics,	Cultural shows, Picnics, Exhibitions	Picnics	Grand Total
Chhattisgarh		1			1	2
Gujarat				1		1
Tamil Nadu	6					6
Grand Total	6	1		1	1	9

Table No. 4.2.43: Types of recreational activities (Ujjawala Homes, Caretakers responses)

How often they are taken out for these recreational activities?			
States	Biannually	Monthly	Grand Total
Chhattisgarh		2	2
Gujarat		1	1
Tamil Nadu	2	4	6
Grand Total	2	7	9

Table No. 4.2.44: Frequency of recreational activities (Ujjawala Homes, Caretakers responses)

Except for 11.11% of responses received from the Ujjawala Homes' caretakers, 88.89% of responses received from the caretakers mentioned that the residents of Tamil Nadu, Gujarat and Chhattisgarh Ujjawala Homes were taken to visit dams and waterfalls, in addition to usual recreational activities.

If others, then please specify.			
States	No	Yelagiri visit, Dam Visit, Falls Visit	Grand Total
Chhattisgarh	1	1	2
Gujarat		1	1
Tamil Nadu		6	6
Grand Total	1	8	9

Table No. 4.2.45: Types of recreational activities (Ujjawala Homes, Caretakers responses)

Except for 1.52% of responses received Swadhar Greh caretaker from Gujarat, 98.48% of responses received from the caretakers mentioned that television was provided in the homes.

Is the television provided in the home?			
	No	Yes	Grand Total
Chhattisgarh		2	2
Gujarat	1	5	6
Rajasthan		11	11
Tamil Nadu		47	47
Grand Total	1	65	66

Table No. 4.2.46: Television provided at Home (Swadhar Greh, Caretakers responses)

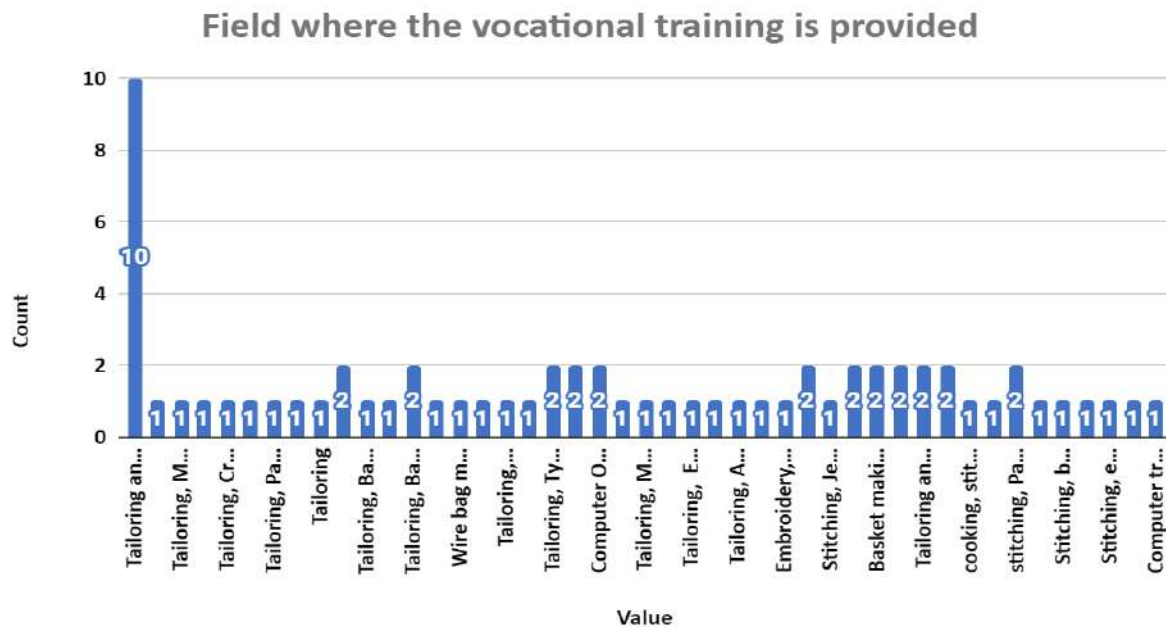
In addition to the outdoor recreational activities, Television was provided as per 100% of responses received from the Ujjawala Home caretakers of each State.

Is the television provided in the home?		
States	Yes	Grand Total
Chhattisgarh	2	2
Gujarat	1	1
Tamil Nadu	6	6
Grand Total	9	9

Table No. 4.2.47: Television provided at Home (Ujjawala Homes, Caretakers responses)

VOCATIONAL TRAINING

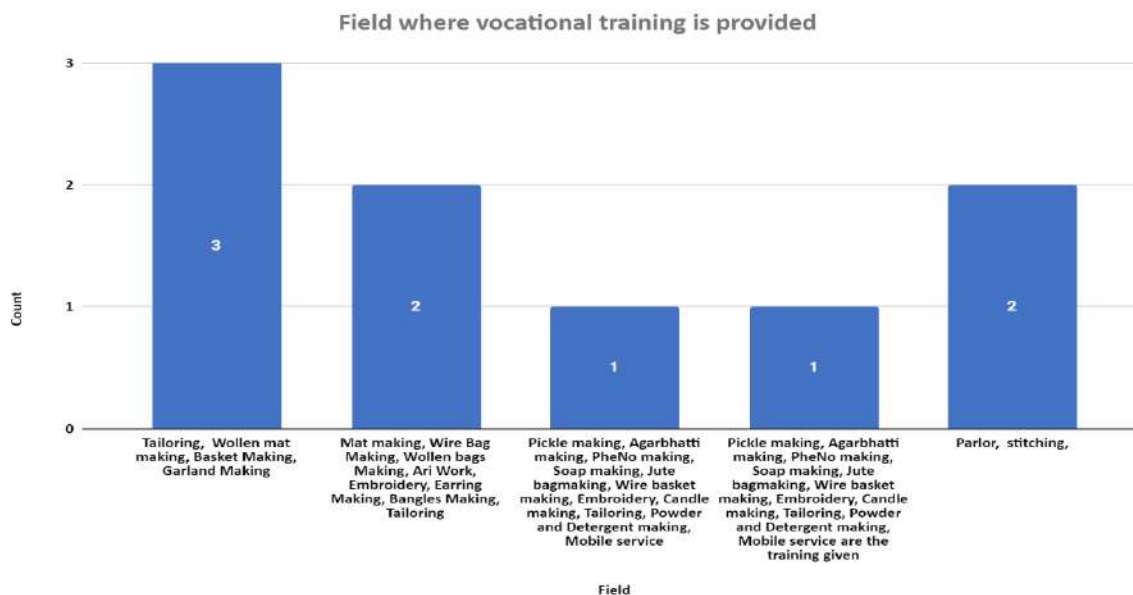
All the Swadhar Greh caretakers mentioned common fields where training is provided like the following: Basket making, Paper bags, Drawings, Tailoring, Handicrafts, Computer Operation, Beauty Parlour, Physiotherapy Training, Home Science, Weaving, deep making, housekeeping, cooking, stitching, Dancer classes, yoga classes, Jewellery work, Mat weaving, Lotion making, wall hanging, Flower arrangements, Handicraft, Knitting, Toys making, jute bag making, Wire Basket Making, Phenol Making, Incense Making, pickle making, candle making. keychains and bangle making, Craftwork using Aloe Vera Strands, and Macrame Wall hangings are the Vocational Training given here to the residents.



Graph No. 4.2.2: Field where Vocational Training is provided (Swadhar Greh, Caretakers responses)

All the Ujjawala Home caretakers mentioned that the residents were provided training in various vocational fields like Mat making, Wire Bag Making, Wollen bags Making, Ari Work, Embroidery, Earring Making, Bangles Making, Tailoring, Pickle making, Agarbatti making,

making, Soap making, Jute bagmaking, Wire basket making, Embroidery, Candle making, Powder and Detergent making, Mobile service etc



Graph No. 4.2.3: Field where Vocational Training is provided (Ujjawala Homes, Caretakers responses)

Except for 3.03% of responses received from the Swadhar Greh Caretakers (1 from Gujarat and 1 from Tamil Nadu), as per 96.97% of responses received from the caretakers mention that the residents are given an option to choose the field and course of training. Further, the residents, in all states, except for 1 Greh from Tamil Nadu, are given suggestions, on the part of the staff of the homes in taking up a particular course or field. Moreover, the full fee of vocational training programs is reimbursed.

Are the residents given the option to choose the field and course of training?			
States	No	Yes	Grand Total
Chhattisgarh		2	2
Gujarat	1	5	6
Rajasthan		11	11
Tamil Nadu	1	46	47
Grand Total	2	64	66

Table No. 4.2.48: Residents given the option to choose the field and course of training (Swadhar Greh, Caretakers responses)

Is the vocational training given as per the preference of the residents?		
States	Yes	Grand Total

Chhattisgarh	2	2
Gujarat	6	6
Rajasthan	11	11
Tamil Nadu	47	47
Grand Total	66	66

Table No. 4.2.49: Vocational training given as per the preference of the residents (Swadhar Greh, Caretakers responses)

Is the full fee of the vocational training programme reimbursed?				
States	Maybe	No	Yes	Grand Total
Chhattisgarh			2	2
Gujarat			6	6
Rajasthan			11	11
Tamil Nadu	4	5	38	47
Grand Total	4	5	57	66

Table No. 4.2.50: Full fee of the vocational training programme reimbursed (Swadhar Greh, Caretakers responses)

Are there suggestions given to the residents, on part of the staff of the Swadhar Greh homes in taking up a particular course or field?			
States	No	Yes	Grand Total
Chhattisgarh		2	2
Gujarat		6	6
Rajasthan		11	11
Tamil Nadu	1	46	47
Grand Total	1	65	66

Table No. 4.2.51: Suggestions given to the residents, on part of the staff of the Swadhar Greh homes in taking up a particular course or field (Swadhar Greh, Caretakers responses)

Except for the state of Gujarat, residents of Ujjawala Homes are given an option to choose the field and course of training. Further, the residents, in all states, are given suggestions, on the part of the staff of the homes in taking up a particular course or field. Moreover, the full fee of vocational training programs is reimbursed.

Are the residents given the option to choose the field and course of training?			
States	No	Yes	Grand Total
Chhattisgarh		2	2
Gujarat	1		1
Tamil Nadu		6	6
Grand Total	1	8	9

Table No. 4.2.52: Residents given the option to choose the field and course of training(Ujjawala Homes, Caretakers responses)

Is the vocational training given as per the preference of the residents?			
States	No	Yes	Grand Total
Chhattisgarh		2	2
Gujarat		1	1
Tamil Nadu	1	5	6
Grand Total	1	8	9

Table No. 4.2.53: Vocational training given as per the preference of the residents(Ujjawala Homes, Caretakers responses)

Are there suggestions given to the residents, on the part of the staff of the homes in taking up a particular course or field?		
States	Yes	Grand Total
Chhattisgarh	2	2
Gujarat	1	1
Tamil Nadu	6	6
Grand Total	9	9

Table No. 4.2.54: Suggestions given to the residents, on the part of the staff of the homes in taking up a particular course or field (Ujjawala Homes, Caretakers responses)

Is the full fee of the vocational training program reimbursed?		
States	Yes	Grand Total
Chhattisgarh	2	2
Gujarat	1	1
Tamil Nadu	6	6
Grand Total	9	9

Table No. 4.2.55: Full fee of the vocational training program reimbursed (Ujjawala Homes, Caretakers responses)

54.54% of responses received from the Swadhar Greh Caretakers agreed that training is sufficient to sustain themselves economically, 9.09% of responses received strongly disagreed, 16.67% of responses received caretakers disagreed, 16.67% of responses received caretakers strongly agreed that training is sufficient to sustain themselves economically and 3.03% of responses received were unsure of their opinion.

Do you agree that the training is sufficient for the residents to sustain themselves?						
States	Agree	Disagree	Neutral	Strongly agree	Strongly disagree	Grand Total
Chhattisgarh					2	2
Gujarat	2		2	1	1	6
Rajasthan	7			2	2	11
Tamil Nadu	27	11		8	1	47
Grand Total	36	11	2	11	6	66

Table No. 4.2.56: Training is sufficient for the residents to sustain themselves (Swadhar Greh, Caretakers responses)

Except for 11.11% of responses received from the Ujjawala Home caretaker (1 from Tamil Nadu), 88.89% of responses received from the caretakers agree that training is sufficient for the residents to sustain themselves.

Do you agree that the training is sufficient for the residents to sustain themselves?				
States	Agree	Strongly agree	Strongly disagree	Grand Total
Chhattisgarh	1	1		2
Gujarat	1			1
Tamil Nadu	4	1	1	6
Grand Total	6	2	1	9

Table No. 4.2.57: Training is sufficient for the residents to sustain themselves (Ujjawala Homes, Caretakers responses)

ONE-TIME NON-RECURRING GRANT

69.69% of the responses received from the Swadhar Greh caretakers mentioned that residents are not provided with one-time non-recurring grants and 30.31% of the responses received from the caretakers mentioned that the residents are provided with one-time non-recurring grant. Although the 84.85% of the responses received from the caretakers from each state collectively agreed that the grant between Rs. 1000/- to Rs. 5000/- and 77.27% of the responses received were of the opinion that the grant was insufficient for residents' purchase of necessary items.

Are the residents provided with one-time non-recurring grant?			
States	No	Yes	Grand Total
Chhattisgarh	2		2
Gujarat	5	1	6
Rajasthan	3	8	11
Tamil Nadu	36	11	47
Grand Total	46	20	66

Table No. 4.2.58: Residents provided with one-time non-recurring grant (Swadhar Greh, Caretakers responses)

Do you agree that the grant is sufficient for residents to purchase necessary items?						
States	Agree	Disagree	Neutral	Strongly agree	Strongly disagree	Grand Total
Chhattisgarh					2	2
Gujarat					6	6
Rajasthan	2	4	1	1	3	11
Tamil Nadu	4	6	7		30	47
Grand Total	6	10	8	1	41	66

Table No. 4.2.59: Grant is sufficient for residents to purchase necessary items(Swadhar Greh, Caretakers responses)

What is the amount of this grant?				
States	1001 - 5000	Less than or equal to 1,000	More than 10,000	Grand Total
Chhattisgarh	2			2
Gujarat	4	2		6
Rajasthan	7	4		11
Tamil Nadu	43		4	47
Grand Total	56	6	4	66

Table No. 4.2.60: Amount of this grant(Swadhar Greh, Caretakers responses)

Except for 11.11% of the responses received from the Ujjawala Home caretakers (1 from Chhattisgarh), the residents were **not provided** with one-time non-recurring grants. However, 100% of the responses received from the caretakers, from each state, collectively agreed that the grant was below Rs. 1000/- and that the same was insufficient for residents' purchase of necessary items.

Are the residents provided with a one-time non-recurring grant?			
States	No	Yes	Grand Total
Chhattisgarh	1	1	2
Gujarat	1		1
Tamil Nadu	6		6
Grand Total	8	1	9

Table No. 4.2.61: Residents provided with a one-time non-recurring grant(Ujjawala Home, Caretakers responses)

What is the amount of this grant?		
States	Less than or equal to 1,000	Grand Total
Chhattisgarh	2	2
Gujarat	1	1
Tamil Nadu	6	6
Grand Total	9	9

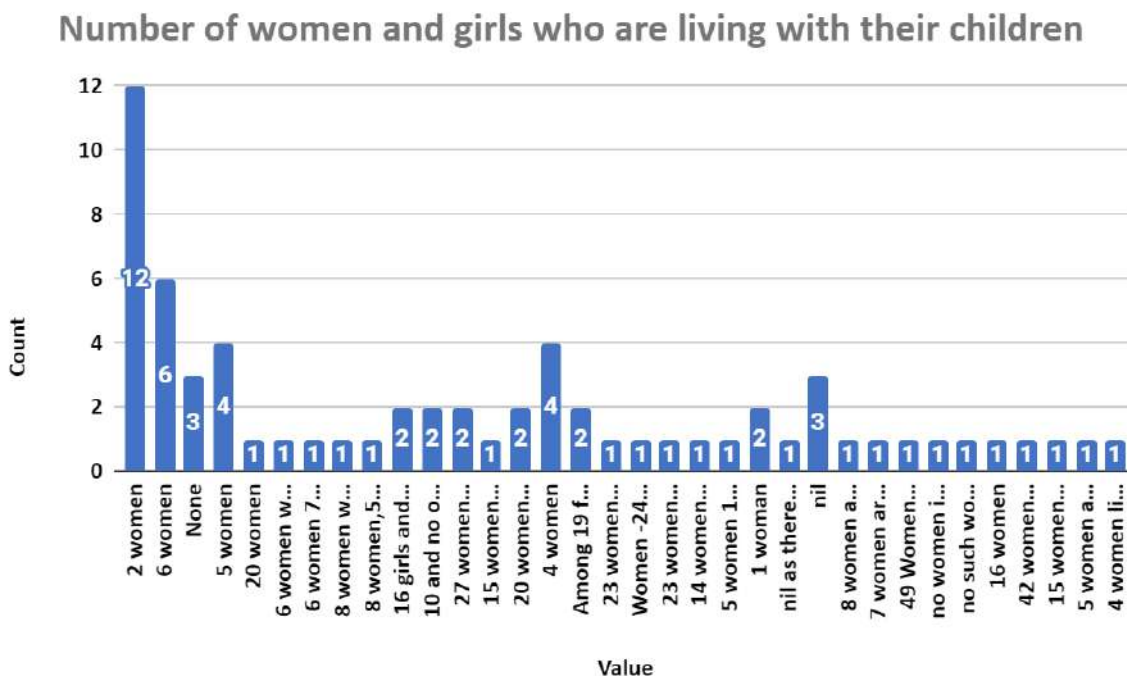
Table No. 4.2.62: Amount of this grant(Ujjawala Home, Caretakers responses)

Do you agree that the grant is sufficient for residents for purchasing necessary items?			
States	Neutr al	Strongly disagree	Grand Total
Chhattisgarh		2	2
Gujarat		1	1
Tamil Nadu	6		6
Grand Total	6	3	9

Table No. 4.2.63: Grant is sufficient for residents for purchasing necessary items (Ujjawala Home, Caretakers responses)

CHILDREN

In the Swadhar Greh, as per the responses received 18.18% of women and girls are living with children ranged from 2 to 27 for different states. 75.75% of the responses received from the caretakers mentioned that there is a special provision for children, 22.72% of the responses received from the caretakers mentioned that there is no special provision for children and 1.53% of the responses received was unsure of their opinion. Overall, the Swadhar Greh caretakers were of the opinion that the facilities made for children of the residents were satisfactory.



Graph No. 4.2.4: Number of women and girls who are living with their children (Swadhar Greh, Caretakers responses)

Is there a provision of separate expenditure for children?				
States	Maybe	No	Yes	Grand Total
Chhattisgarh		2		2
Gujarat			6	6
Rajasthan	1	6	4	11
Tamil Nadu		7	40	47
Grand Total	1	15	50	66

Table No. 4.2.64: Facilities provided for the children of the residents (Swadhar Greh, Caretakers responses)

Are you satisfied with the facilities provided for the children of the residents?						
States	Highly dissatisfied	Highly satisfied	Moderately dissatisfied	Moderately satisfied	Neut ral	Grand Total
Chhattisgarh		2				2
Gujarat		3		3		6
Rajasthan	1	3	1	6		11
Tamil Nadu		9	4	33	1	47
Grand Total	1	17	5	42	1	66

Table No. 4.2.65: Separate expenditure for children(Swadhar Greh, Caretakers responses)

Except in the state of Tamil Nadu, no children reside in the Ujjawala Homes. Moreover, the caretakers in Tamil Nadu agreed that the home is provided with separate expenditures for children and that the facilities made for children of the residents were satisfactory.

What are the numbers of women and girls who are living with their children?					
States	1 women only	12 women living with 3 children	25 women are living with 5 children	5 women only	Grand Total
Chhattisgarh	2				2
Gujarat				1	1
Tamil Nadu		2	2	2	6
Grand Total	2	2	2	3	9

Table No. 4.2.66: Numbers of women and girls who are living with their children(Ujjawala Home, Caretakers responses)

Is the home provided with separate expenditures for children?			
States satisfied with the facilities made for the children of the residents	No	Yes	Grand Total
Chhattisgarh	2		2
Gujarat	1		1
Tamil Nadu	2	4	6
Grand Total	5	4	9

Table No. 4.2.67: Separate expenditures for children (Ujjawala Home, Caretakers responses)

Are you satisfied with the facilities made for the children of the residents?			
States	Highly satisfied	Moderately satisfied	Grand Total
Chhattisgarh		2	2
Gujarat	1		1
Tamil Nadu	3	3	6
Grand Total	4	5	9

Table No. 4.2.68: Facilities made for the children of the residents (Ujjawala Home, Caretakers responses)

Around 83.33% of the responses received from the Swadhar Greh caretakers agreed that homes are equipped keeping in mind the demands of children, 6.06% of the responses received disagreed and 6.06% of the responses received, strongly disagreed and 4.55% of the responses received were neutral in their opinion. Moreover, 83.33% of the responses received were equipped with proper equipment for Children’s activities.

Do you agree the homes equipped keeping in mind the demands of the children?						
States	Agree	Disagree	Neutral	Strongly agree	Strongly disagree	Grand Total
Chhattisgarh				2		2
Gujarat	4			1	1	6
Rajasthan	5		3	2	1	11
Tamil Nadu	27	4		14	2	47
Grand Total	36	4	3	19	4	66

Table No. 4.2.69: Homes equipped keeping in mind the demands of the children (Swadhar Greh, Caretakers responses)

Do you agree the homes equipped keeping in mind the demands of the children?						
States	Agree	Disagree	Neutral	Strongly agree	Strongly disagree	Grand Total
Chhattisgarh				2		2
Gujarat	4			1	1	6
Rajasthan	5		3	2	1	11
Tamil Nadu	27	4		14	2	47
Grand Total	36	4	3	19	4	66

Table No. 4.2.70: Homes equipped keeping in mind the demands of the children (Swadhar Greh, Caretakers responses)

100% of the responses received from the caretakers agreed that the Ujjawala Homes were equipped keeping the children's demands in mind and that the homes were equipped with proper equipment for Children's activities.

Do you agree the homes equipped keeping the children's demands in mind?			
States	Agree	Strongly agree	Grand Total
Chhattisgarh	1	1	2
Gujarat	1		1
Tamil Nadu	5	1	6
Grand Total	7	2	9

Table No. 4.2.71: Homes equipped keeping the children's demands in mind (Ujjawala Home, Caretakers responses)

Are the homes giving equipment for the activities of children?		
States	Yes	Grand Total
Chhattisgarh	2	2
Gujarat	1	1
Tamil Nadu	6	6
Grand Total	9	9

Table No. 4.2.72: Homes giving equipment for the activities of children (Ujjawala Home, Caretakers responses)

100% of the responses received from the Ujjawala Homes caretakers, in general, were satisfied with the facilities provided for the children of the residents.

Are you satisfied with the facilities provided for children of the residents?			
States	Highly satisfied	Moderately satisfied	Grand Total
Chhattisgarh		2	2
Gujarat		1	1
Tamil Nadu	3	3	6
Grand Total	3	6	9

Table No. 4.2.73: Facilities provided for children of the residents (Ujjawala Home, Caretakers responses)

As per responses received from 89.39% Swadhar Greh caretakers, children go to schools. 100% of the responses received from the caretakers unanimously agreed, that these children were supported and assisted in their school admissions.

If residents have children, do they go to schools?				
States	Maybe	No	Yes	Grand Total
Chhattisgarh			2	2
Gujarat	1		5	6
Rajasthan		1	10	11
Tamil Nadu	1	4	42	47
Grand Total	2	5	59	66

Table No. 4.2.74: Residents have children, do they go to schools (Swadhar Greh, Caretakers responses)

Are children supported and assisted in their school admissions?		
States	Yes	Grand Total
Chhattisgarh	2	2
Gujarat	6	6
Rajasthan	11	11
Tamil Nadu	47	47
Grand Total	66	66

Table No. 4.2.75: Children supported and assisted in their school admissions (Swadhar Greh, Caretakers responses)

Except for Chhattisgarh, all the children residing in the Ujjawala Homes go to schools and that the children were supported and assisted in their school admissions.

If residents have children, do they go to schools?			
States	No	Yes	Grand Total
Chhattisgarh	2		2
Gujarat		1	1
Tamil Nadu		6	6
Grand Total	2	7	9

Table No. 4.2.76: Residents have children, do they go to schools (Ujjawala Home, Caretakers responses)

Are children supported and assisted in their school admissions?			
States	No	Yes	Grand Total
Chhattisgarh	2		2
Gujarat		1	1
Tamil Nadu		6	6
Grand Total	2	7	9

Table No. 4.2.77: Children supported and assisted in their school admissions (Ujjawala Home, Caretakers responses)

CONDITION OF STAY

Inspection

69.69% of the responses received Swadhar Greh caretakers mentioned that inspections done by the relevant staff of the conditions of the homes is done on monthly basis, 9.09% of the responses received said that its done on weekly basis, 18.18% of the responses received mentioned that its done on quarterly basis and 3.03% of the responses mentioned mentioned that its done on biannually basis.

What is the frequency of the inspections done by the relevant staff of the conditions of the homes?					
States	Biannually	Monthly	Quarterly	Weekly	Grand Total
Chhattisgarh				2	2
Gujarat		2	3	1	6
Rajasthan		6	3	2	11
Tamil Nadu	2	38	6	1	47
Grand Total	2	46	12	6	66

Table No. 4.2.78: Frequency of the inspections done by the relevant staff of the conditions of the homes (Swadhar Greh, Caretakers responses)

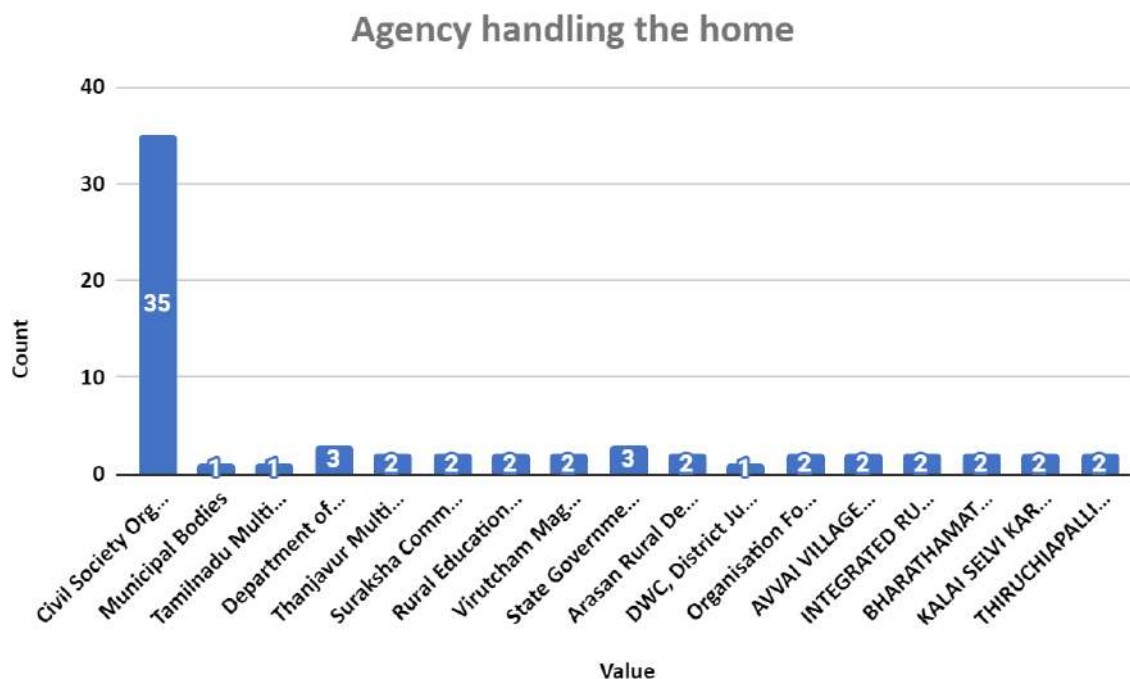
88.89% of the responses received from the caretakers of Ujjawala Homes, mentioned that the inspections were done by the staff on a monthly basis, whereas, 11.11% caretaker mentioned that inspection was done on a weekly basis.

What is the frequency of the inspections done by the relevant staff of the conditions of the homes?			
States	Monthly	Weekly	Grand Total
Chhattisgarh	1	1	2
Gujarat	1		1
Tamil Nadu	6		6
Grand Total	8	1	9

Table No. 4.2.79: Frequency of the inspections done by the relevant staff of the conditions of the homes (Ujjawala Homes, Caretakers responses)

Ownership

Swadhar Greh are handled by different agencies like Arasan Rural Development Society (NGO), Avvai village welfare society, Bharathamatha family welfare foundation, Civil Society Organizations such as NGOs Department of Women and Child Development/ Social Welfare of the State Governments, DWC, District Judge, Integrated rural community development society (NGO), Kalai selvi karunalaya social welfare society (NGO), Municipal Bodies Organisation For Rural Development (NGO), Rural Education Action and Development Agency (NGO), State Government agencies including Women Development Corporations established by the State Governments, Suraksha Community Centre for Family Health (NGO), Tamilnadu Multipurpose Social Service Society (NGO), Thanjavur Multipurpose Social Service Society, Thiruchiapalli multipurpose social service society, Virutcham Magalir Munnetra Kalzangiam (VMMK) (NGO). Moreover, as per 83.33% of responses received from the caretakers, Swadhar Greh are on rent and rest are owned by the agency handling the home.



Graph No. 4.2.5: Agency handling the home (Swadhar Greh, Caretakers responses)

What is the ownership status of the Swadhar Greh home?			
States	On Rent	Owned by the Agency handling the home	Grand Total
Chhattisgarh	2		2
Gujarat	1	5	6
Rajasthan	9	2	11
Tamil Nadu	43	4	47
Grand Total	55	11	66

Table No. 4.2.80: Ownership status of the Swadhar Greh home (Swadhar Greh, Caretakers responses)

Majority of the caretakers mentioned that the Ujjawala Homes are handled by civil society organizations like NGOs, the rural education for community organization and others. The Ujjawala home in Gujarat is handled by state government agencies. However, all the caretakers agreed that the possession of the homes was on rental basis.

Which agency is handling the home?				
States	Civil Society Organizations such as NGOs	Rural education for community organisation	State Government agencies including Women Development Corporations established by the State Governments	Grand Total
Chhattisgarh	2			2
Gujarat			1	1
Tamil Nadu	4	2		6
Grand Total	6	2	1	9

Table No. 4.2.81: Agency is handling the home (Ujjawala Homes, Caretakers responses)

What is the ownership status of the Ujjawala home?		
States	On Rent	Grand Total
Chhattisgarh	2	2
Gujarat	1	1
Tamil Nadu	6	6
Grand Total	9	9

Table No. 4.2.82: Ownership status of the Ujjawala home (Ujjawala Homes, Caretakers responses)

Kitchen

Except for 43.94% of the responses received (2 in Chattisgarh, 4 Swadhar Greh in Tamil Nadu and 1 Swadhar Greh in Gujarat), 54.55% of the responses received from the caretakers agreed that the cooks were adequately equipped with the required tools and hygiene apparatus, while 1.51% of the responses received were unsure of their opinion.

Do you agree that cooks are adequately equipped with the required tools and hygiene apparatus?						
States	Agree	Disagree	Neutral	Strongly agree	Strongly disagree	Grand Total
Chhattisgarh					2	2
Gujarat	3		1	1	1	6
Rajasthan	6			5		11
Tamil Nadu	27	2		16	2	47
Grand Total	36	2	1	22	5	66

Table No. 4.2.83: Cooks are adequately equipped with the required tools and hygiene apparatus

(Swadhar Greh, Caretakers responses)

Except for state of Gujarat, the 88.89% of the responses received from the caretakers of the Ujjawala Home agreed that the cooks were adequately equipped with the required tools and hygiene apparatus.

Do you agree that cooks are adequately equipped with the required tools and hygiene apparatus?				
States	Agree	Neutral	Strongly agree	Grand Total
Chhattisgarh	1		1	2
Gujarat		1		1
Tamil Nadu	4		2	6
Grand Total	5	1	3	9

Table No. 4.2.84: Cooks are adequately equipped with the required tools and hygiene apparatus (Ujjawala Homes, Caretakers responses)

78.78% of the responses received from the Swadhar Greh caretakers mentioned that the kitchen area was equipped with an exhaust system for ventilation, and 21.22% of the responses received from the caretakers mentioned that the kitchen area was not equipped with an exhaust system for ventilation.

Is the kitchen area equipped with the exhaust system for ventilation?			
States	No	Yes	Grand Total
Chhattisgarh		2	2
Gujarat	4	2	6
Rajasthan		11	11
Tamil Nadu	10	37	47
Grand Total	14	52	66

Table No. 4.2.85: Kitchen area equipped with the exhaust system for ventilation (Swadhar Greh, Caretakers responses)

66.67% of the responses received from the Ujjawala Home caretakers agreed that the kitchen area was equipped with the exhaust system for ventilation.

Is the kitchen area equipped with the exhaust system for ventilation?			
States	No	Yes	Grand Total
Chhattisgarh		2	2
Gujarat	1		1
Tamil Nadu	2	4	6
Grand Total	3	6	9

Table No. 4.2.86: Kitchen area equipped with the exhaust system for ventilation (Ujjawala Homes, Caretakers responses)

100% of the responses received from the Swadhar Greh caretakers agreed that the mopping and cleaning of the kitchen area happened on daily basis. Moreover, as per 43.93% of the responses received the pest control was conducted in the kitchen quarterly.

What is the frequency of the mopping and cleaning of the kitchen area?		
States	Daily	Grand Total
Chhattisgarh	2	2
Gujarat	6	6
Rajasthan	11	11
Tamil Nadu	47	47
Grand Total	66	66

Table No. 4.2.87: Frequency of the mopping and cleaning of the kitchen area (Swadhar Greh, Caretakers responses)

Is pest control conducted in the kitchen area?			
States	Maybe	Yes	Grand Total
Chhattisgarh		2	2
Gujarat		6	6
Rajasthan	1	10	11
Tamil Nadu		47	47
Grand Total	1	65	66

Table No. 4.2.88: Pest control conducted in the kitchen area (Swadhar Greh, Caretakers responses)

If yes, what is the frequency of the pest control in the kitchen area?					
States	Annually	Biannually	Infrequent	Quarterly	Grand Total
Chhattisgarh				2	2
Gujarat	2			4	6
Rajasthan	2	2	1	6	11
Tamil Nadu	6	6	18	17	47
Grand Total	10	8	19	29	66

Table No. 4.2.89: Frequency of the pest control in the kitchen area (Swadhar Greh, Caretakers responses)

100% of the responses received from the Ujjawala Home caretakers agreed that the mopping and cleaning of the kitchen area happened on daily basis. Moreover, as per the 66.67% of the responses received mentioned that the pest control was conducted in the kitchen infrequently.

What is the frequency of the mopping and cleaning of the kitchen area?		
States	Daily	Grand Total
Chhattisgarh	2	2
Gujarat	1	1
Tamil Nadu	6	6
Grand Total	9	9

Table No. 4.2.90: Frequency of the mopping and cleaning of the kitchen area (Ujjawala Homes, Caretakers responses)

Is pest control conducted in the kitchen area?		
States	Yes	Grand Total
Chhattisgarh	2	2
Gujarat	1	1
Tamil Nadu	6	6
Grand Total	9	9

Table No. 4.2.91: Pest control conducted in the kitchen area (Ujjawala Homes, Caretakers responses)

If yes, what is the frequency of pest control in the kitchen area?			
States	Infrequen t	Quarterl y	Grand Total
Chhattisgarh	2		2
Gujarat		1	1
Tamil Nadu	4	2	6
Grand Total	6	3	9

Table No. 4.2.92: Frequency of pest control in the kitchen area (Ujjawala Homes, Caretakers responses)

93.94% of the responses received from the Swadhar Greh caretakers mentioned that LPG was used for cooking. Additionally, a combination of kerosene, LPG, wood stock, pipeline and induction gas was also used.

What is the fuel used for cooking food?								
States	Kerosine	LPG	LPG (used maximum) and Wood Stock	LPG and induction	LPG and Wood	Only LPG and Wood Stock	Pipeline	Grand Total
Chhattisgarh		2						2
Gujarat	1	2					3	6
Rajasthan		11						11
Tamil Nadu		39	2	2	2	2		47
Grand Total	1	54	2	2	2	2	3	66

Table No. 4.2.93: Fuel used for cooking food (Swadhar Greh, Caretakers responses)

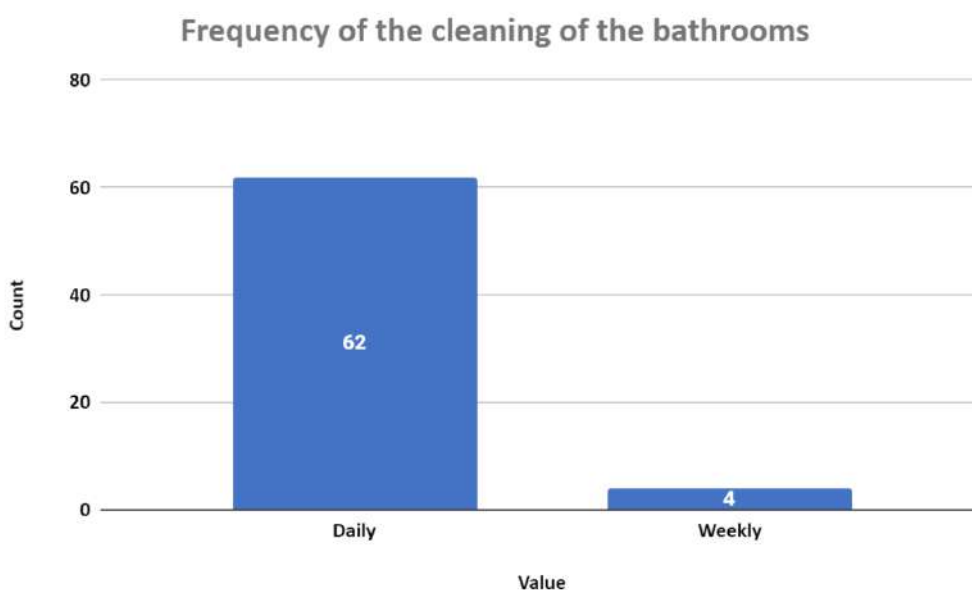
100% of the responses received from the Ujjawala Home caretakers mentioned that LPG was used for cooking, while, in Tamil Nadu, a combination of LPG and Woodstock was also used.

What is the fuel used for cooking food?			
States	LPG	LPG and Woodstock	Grand Total
Chhattisgarh	2		2
Gujarat	1		1
Tamil Nadu	4	2	6
Grand Total	7	2	9

Table No. 4.2.94: Fuel used for cooking food (Ujjawala Homes, Caretakers responses)

Bathrooms

More than 93.94% of the responses received from the Swadhar Greh caretakers mentioned that the frequency of the cleaning of the bathroom was on daily basis and 6.06% of the responses received mentioned that the bathroom cleaning was done on weekly basis and that the bathrooms were equipped with the ventilation systems. Of which, 57.58% of the responses received from caretakers were highly satisfied with the ventilation system in the bathroom, 39.39% of the responses received were moderately satisfied, 1.51% of the responses received were highly dissatisfied and 1.51% of the responses received were unsure of their opinion.



Graph No. 4.2.6: Frequency of the cleaning of the bathrooms (Swadhar Greh, Caretakers responses)

Are the bathrooms equipped with ventilation systems?			
States	All the bathrooms	Never	Grand Total
Chhattisgarh	2		2
Gujarat	4	2	6
Rajasthan	11		11
Tamil Nadu	47		47
Grand Total	64	2	66

Table No. 4.2.95: Bathrooms equipped with ventilation systems (Swadhar Greh, Caretakers responses)

Are you satisfied with the ventilation systems in the bathrooms?					
States	Highly dissatisfied	Highly satisfied	Moderately satisfied	Neutral	Grand Total
Chhattisgarh		2			2
Gujarat	1	4		1	6
Rajasthan		11			11
Tamil Nadu		21	26		47
Grand Total	1	38	26	1	66

Table No. 4.2.96: Satisfied with the ventilation systems in the bathrooms (Swadhar Greh, Caretakers responses)

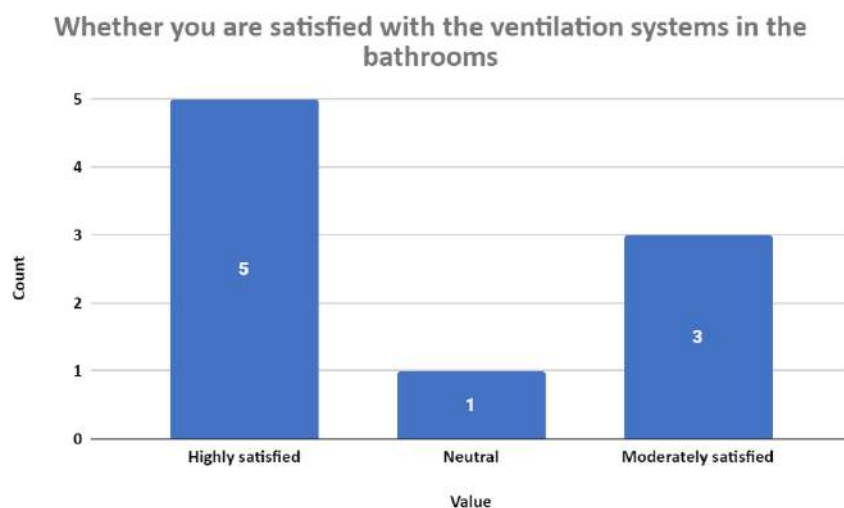
100% of the responses received from the Ujjawala Home caretakers mentioned that the bathrooms were cleaned daily and that the bathrooms were equipped with the ventilation systems, except for the state of Gujarat. 55.55% of the responses received from the caretakers were highly satisfied with the ventilation systems in the bathrooms, 11.11% of the responses received from the caretaker were neutral in their opinion and 33.37% of the responses received from the caretakers were moderately satisfied with the ventilation systems in the bathrooms.

What is the frequency of the cleaning of the bathrooms?		
States	Daily	Grand Total
Chhattisgarh	2	2
Gujarat	1	1
Tamil Nadu	6	6
Grand Total	9	9

Table No. 4.2.97: Frequency of the cleaning of the bathrooms (Ujjawala Homes, Caretakers responses)

Are the bathrooms equipped with ventilation systems?			
States	All the bathrooms	Never	Grand Total
Chhattisgarh	2		2
Gujarat		1	1
Tamil Nadu	6		6
Grand Total	8	1	9

Table No. 4.2.98: Bathrooms equipped with ventilation systems (Ujjawala Homes, Caretakers responses)



Graph No. 4.2.7: Satisfaction with Ventilation Systems (Ujjawala Homes, Caretakers responses)

Training Rooms

Around 93% of the responses received from the Swadhar Greh caretakers mentioned that there were training rooms in the premises and 6.06% of the responses received mentioned that there were no training rooms. The rooms were cleaned on daily basis. Around 90% of the responses received from the caretakers mentioned that rooms were adequately equipped with the required equipment while 9.09% of the responses received mentioned that the rooms were not adequately equipped with the required equipment.

Are there training rooms in the premises?			
States	No	Yes	Grand Total
Chhattisgarh		2	2
Gujarat	1	5	6
Rajasthan	1	10	11
Tamil Nadu	2	45	47
Grand Total	4	62	66

Table No. 4.2.99: Training rooms in the premises (Swadhar Greh, Caretakers responses)

Are the rooms adequately equipped with the required equipment?			
States	No	Yes	Grand Total
Chhattisgarh		2	2
Gujarat	1	5	6
Rajasthan	1	10	11
Tamil Nadu	4	43	47
Grand Total	6	60	66

Table No. 4.2.100: Rooms adequately equipped with the required equipment (Swadhar Greh, Caretakers responses)

Is the cleaning of the rooms done?		
States	Daily	Grand Total
Chhattisgarh	2	2
Gujarat	6	6
Rajasthan	11	11
Tamil Nadu	47	47
Grand Total	66	66

Table No. 4.2.101: Cleaning of the rooms done (Swadhar Greh, Caretakers responses)

100% of the responses received from the Ujjawala Homes caretakers stated that the homes had training rooms on the premises and they were cleaned daily. Except for the state of Chhattisgarh, the rooms were adequately equipped with the required equipment.

Are there training rooms on the premises?		
States	Yes	Grand Total
Chhattisgarh	2	2

Gujarat	1	1
Tamil Nadu	6	6
Grand Total	9	9

Table No. 4.2.102: Training rooms on the premises (Ujjawala Homes, Caretakers responses)

Are the rooms adequately equipped with the required equipment?			
States	Maybe	Yes	Grand Total
Chhattisgarh	2		2
Gujarat		1	1
Tamil Nadu		6	6
Grand Total	2	7	9

Table No. 4.2.103: Rooms adequately equipped with the required equipment (Ujjawala Homes, Caretakers responses)

Is the cleaning of the rooms done?		
States	Daily	Grand Total
Chhattisgarh	2	2
Gujarat	1	1
Tamil Nadu	6	6
Grand Total	9	9

Table No. 4.2.104: Cleaning of the rooms done (Ujjawala Homes, Caretakers responses)

Other Amenities

Around 95% of the responses received from the Swadhar Greh caretakers mentioned that the agency paid for the telephone charges and internet charges, wherever applicable, in the home. Except 18.18% of the responses received (11 Swadhar Greh in Tamil Nadu and 1 in Rajasthan), 78.79% of the responses received mentioned that the internet services were provided in the premises.

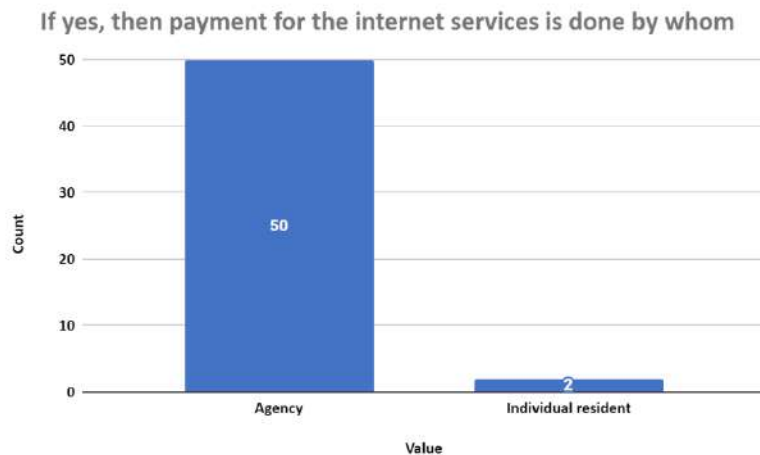
Who pays for the telephone charges in the home?			
States	Individual resident	Paid by the agency	Grand Total
Chhattisgarh		2	2

Gujarat	1	5	6
Rajasthan	2	9	11
Tamil Nadu		47	47
Grand Total	3	63	66

Table No. 4.2.105: Pays for the telephone charges in the home (Swadhar Greh, Caretakers responses)

Are the internet services provided in the premises?				
States	Maybe	No	Yes	Grand Total
Chhattisgarh			2	2
Gujarat			6	6
Rajasthan	1	1	9	11
Tamil Nadu	1	11	35	47
Grand Total	2	12	52	66

Table No. 4.2.106: Internet services provided in the premises (Swadhar Greh, Caretakers responses)



Graph No. 4.2.8: Payment of Internet Services (Swadhar Greh, Caretakers responses)

100% of the responses received from the Ujjawala Homes caretakers mentioned that the agency paid for the telephone charges and internet charges, wherever applicable, in the home. Except 22.22% of the responses received (Chhattisgarh), 77.78% of the responses received mentioned that the the internet services were provided in the premises.

Who pays for the telephone charges in the home?		
States	Paid by the agency	Grand Total

Chhattisgarh	2	2
Gujarat	1	1
Tamil Nadu	6	6
Grand Total	9	9

Table No. 4.2.107: Telephone charges in the home (Ujjawala Homes, Caretakers responses)

Are the internet services provided in the premises?			
States	No	Yes	Grand Total
Chhattisgarh	2		2
Gujarat		1	1
Tamil Nadu		6	6
Grand Total	2	7	9

Table No. 4.2.108: Internet services provided in the premises (Ujjawala Homes, Caretakers responses)

If yes, then who pays for the internet services?			
States	Agency	No	Grand Total
Chhattisgarh		2	2
Gujarat	1		1
Tamil Nadu	6		6
Grand Total	7	2	9

Table No. 4.2.109: Pays for the internet services (Ujjawala Homes, Caretakers responses)

Monitoring of the Homes

98.48% of the responses received from the caretakers of the Swadhar Greh mentioned that the monitoring of the homes was done by the designated authorities. 60% of the responses received mentioned that the Greh were monitored on a monthly basis.

Is the monitoring of the homes done by the designated authorities?			
States	No	Yes	Grand Total
Chhattisgarh		2	2
Gujarat		6	6
Rajasthan		11	11
Tamil Nadu	1	46	47
Grand Total	1	65	66

Table No. 4.2.110: Monitoring of the homes done by the designated authorities (Swadhar Greh, Caretakers responses)

If yes, then how often the monitoring is done?						
States	Annually	Biannually	Monthly	Monthly twice by the District authorities and months once by the State designated authorities	Quarterly	Grand Total
Chhattisgarh			2			2
Gujarat			4		2	6
Rajasthan			10		1	11
Tamil Nadu	11	8	23	1	3	46
Grand Total	11	8	39	1	6	65

Table No. 4.2.111: How often the monitoring is done (Swadhar Greh, Caretakers responses)

100% of the responses received from the caretakers of the Ujjawala Homes mentioned that the monitoring of the homes was done by the designated authorities. Except for 22.22% of the responses received from the caretakers (homes in Tamil Nadu), whose monitoring was done on annual basis, the monitoring of the homes is done on a monthly basis.

Is the monitoring of the homes done by the designated authorities?		
States	Yes	Grand Total
Chhattisgarh	2	2
Gujarat	1	1
Tamil Nadu	6	6
Grand Total	9	9

Table No. 4.2.112: Monitoring of the homes done by the designated authorities (Ujjawala Homes, Caretakers responses)

If yes, then how often the monitoring is done?			
States	Annually	Monthly	Grand Total
Chhattisgarh		2	2
Gujarat		1	1
Tamil Nadu	2	4	6
Grand Total	2	7	9

Table No. 4.2.113: How often the monitoring is done (Ujjawala Homes, Caretakers responses)

93.94% of the responses received from the Swadhar Greh caretakers mentioned that the changes and improvements were always done after the end of the monitoring exercise and 6.06% of the responses received from the caretakers mentioned that it was sometimes done.

Are the changes and improvements done after the end of the monitoring exercise?			
States	Always	Sometimes	Grand Total
Chhattisgarh	2		2
Gujarat	6		6
Rajasthan	9	2	11
Tamil Nadu	45	2	47
Grand Total	62	4	66

Table No. 4.2.114: Changes and improvements done after the end of the monitoring exercise (Swadhar Greh, Caretakers responses)

88.89% of the responses received from the Ujjawala Homes caretakers mentioned that the changes and improvements were always done after the end of the monitoring exercise and 11.11% of the responses received from the caretakers mentioned that it was never done.

Are the changes and improvements done after the end of the monitoring exercise?			
States	Always	Never	Grand Total
Chhattisgarh	2		2
Gujarat		1	1
Tamil Nadu	6		6
Grand Total	8	1	9

Table No. 4.2.115: Changes and improvements done after the end of the monitoring exercise (Ujjawala Homes, Caretakers responses)

95.45% of the responses received from the Swadhar Greh caretakers were satisfied with the working environment of the Ujjawala Homes. However, the caretakers in general were dissatisfied since there was a need for more funds even though facilities were provided.

Are you satisfied with the working environment of the Swadhar Greh?					
States	Highly satisfied	Moderately dissatisfied	Moderately satisfied	Neutral	Grand Total
Chhattisgarh	1		1		2
Gujarat	3		2	1	6
Rajasthan	8		3		11
Tamil Nadu	14	1	31	1	47
Grand Total	26	1	37	2	66

Table No. 4.2.116: Satisfied with the working environment of the Swadhar Greh (Swadhar Greh, Caretakers responses)

If dissatisfied, then specify the reasons						
States	It is difficult to meet all the needs of Inmates	More can be done, if grant is released by the government	more than 10 years project is there Grant is so meagre We are not able to provide much healthy food to children	Need funds	No funds for years, it is difficult to manage	Grand Total
Chhattisgarh						

Gu jar at		1				1
Ra jas tha n						
Ta mi l Na du	1		1	1	2	5
Gr an d To tal	1	1	1	1	2	6

Table No. 4.2.117: Dissatisfied with the reasons (Ujjawala Homes, Caretakers responses)

77.78% of the responses received from the Ujjawala Home caretakers were moderately satisfied with the working environment of the Ujjawala Homes, whereas 22.22% of the responses received from the caretakers (from Tamil Nadu) were highly satisfied with the working environment. However, the caretakers in general were dissatisfied since there was a need for more funds even though facilities were provided.

Are you satisfied with the working environment of the Ujjawala Home?			
States	Highly satisfied	Moderately satisfied	Grand Total
Chhattisgarh		2	2
Gujarat		1	1
Tamil Nadu	2	4	6
Grand Total	2	7	9

Table No. 4.2.118: Satisfied with the working environment of the Ujjawala Home (Ujjawala Homes, Caretakers responses)

If dissatisfied, then specify the reasons.			
States	Need more funds	No	No grant is given even though facilities provided.
Chhattisgarh	2		
Gujarat			1
Tamil Nadu	4	2	
Grand Total	6	2	1

Table No. 4.2.119: Dissatisfied with the specify the reasons (Ujjawala Homes, Caretakers responses)

Counsellors:

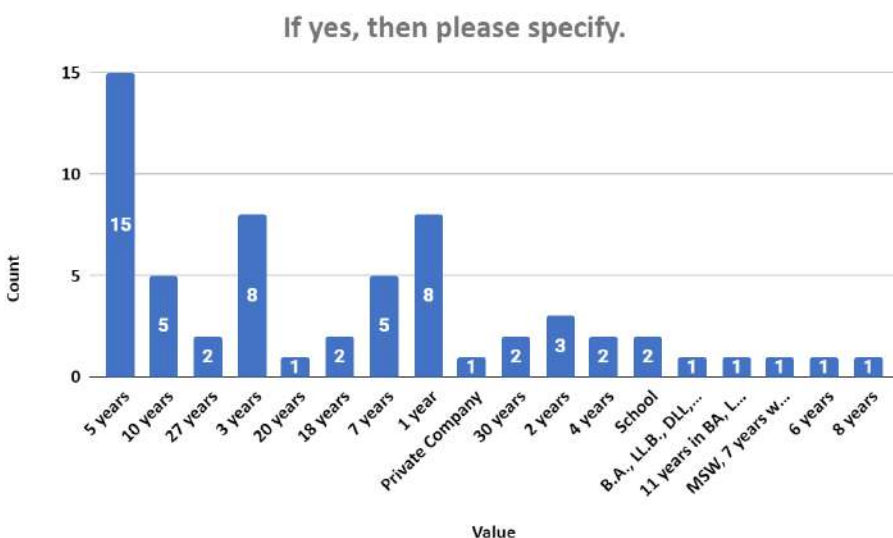
Around 97% of the responses received from the Swadhar Greh caretakers mentioned that one counsellor was provided in the home and 4.54% of the responses received mentioned that two counsellors were provided in the home. About 92% caretakers mentioned that these counsellors had a previous work experience that ranged from minimum 1 year to maximum 30 years.

How many counsellors are provided in the home?			
States	One	Two	Grand Total
Chhattisgarh	2		2
Gujarat	6		6
Rajasthan	10	1	11
Tamil Nadu	45	2	47
Grand Total	63	3	66

Table No. 4.2.120: Counsellors are provided in the home (Swadhar Greh, Caretakers responses)

Does the counsellor has previous work experience?			
States	No	Yes	Grand Total
Chhattisgarh		2	2
Gujarat	4	2	6
Rajasthan		11	11
Tamil Nadu	1	46	47
Grand Total	5	61	66

Table No. 4.2.121: Counsellor has previous work experience (Swadhar Greh, Caretakers responses)

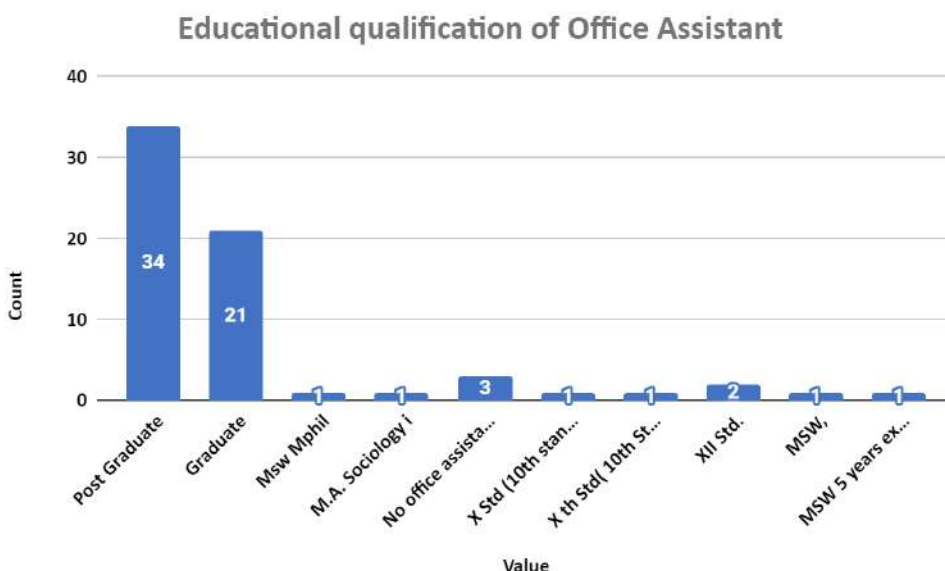


Graph No. 4.2.9: Previous work experience of Counsellors (Swadhar Greh, Caretakers responses)

Around 89% of the responses received from the Swadhar Greh caretakers mentioned that one office assistant was provided in the home, 4.54% of the responses received mentioned that on office assistant was provided, 4.54% of the responses received said that two assistants were provided and 1.52% of the responses received mentioned that three were provided. Of which 51.51% of the responses received from the caretakers mentioned that the office assistants were post graduates, 31.81% of the responses received mentioned that the office assistants were graduates, 4.55% of the responses received mentioned that there were no office assistant and 1.51% of the responses received each mentioned that the education qualification were like MPhil, M.A in sociology, tenth pass, 12th standard, MSW and others. Additionally, 96.97% of the responses received from the caretakers mentioned that the office assistant was proficient in computer operation and 3.03% of the responses received disagreed.

How many office assistant are provided in the homes?					
States	No office assistant	One	Three	Two	Grand Total
Chhattisgarh				2	2
Gujarat	1	4	1		6
Rajasthan		10		1	11
Tamil Nadu	2	45			47
Grand Total	3	59	1	3	66

Table No. 4.2.122: Office Assistant are provided in the homes (Swadhar Greh, Caretakers responses)



Graph No. 4.2.10: Educational Qualification of Office Assistant (Swadhar Greh, Caretakers responses)

Is he proficient in Computer Operation?			
States	No	Yes	Grand Total
Chhattisgarh		2	2
Gujarat		6	6
Rajasthan		11	11
Tamil Nadu	2	45	47
Grand Total	2	64	66

Table No. 4.2.123: Proficient in Computer Operation (Swadhar Greh, Caretakers responses)

Except for 11.11% of the responses received from the Ujjawala Homes (Gujarat), 88.89% of the responses received mentioned that 2 social workers were provided in the homes. Apart from social workers, 1 clerk cum accountant was also provided.

How many social workers are provided in the home?			
States	1 social worker	2 social worker	Grand Total
Chhattisgarh		2	2
Gujarat	1		1
Tamil Nadu		6	6
Grand Total	1	8	9

Table No. 4.2.124: Social Workers are provided in the home (Ujjawala Homes Caretakers responses)

How many clerk cum accountant are provided in the homes?			
States	1 clerk cum accountant	None	Grand Total
Chhattisgarh	2		2
Gujarat		1	1
Tamil Nadu	6		6
Grand Total	8	1	9

Table No. 4.2.125: Clerk cum accountant are provided in the homes (Ujjawala Homes Caretakers responses)

50% of the responses received from the Swadhar Greh caretakers mentioned that two guards/watchmen were provided in the homes, 36.36% of the responses received from the caretakers mentioned that one guard/ watchman was provided in the home, 10.61% of the responses received mentioned that three guards/watchmen were provided in the home and 3.03% of the responses received mentioned that two guards and one watchmen were provided in the home. Majorly, all the guards were on 24 hours duty.

How many guards / watchmen provided in the homes?					
States	One	Three	Two	Two guards and one watchman	Grand Total
Chhattisgarh	2				2
Gujarat	1		5		6
Rajasthan		5	4	2	11
Tamil Nadu	21	2	24		47
Grand Total	24	7	33	2	66

Table No. 4.2.126: Guards / Watchmen provided in the homes (Swadhar Greh, Caretakers responses)

Are these guards on 24 hours duty?			
States	Always	Never	Grand Total
Chhattisgarh	2		2
Gujarat	6		6
Rajasthan	11		11

Tamil Nadu	45	2	47
Grand Total	64	2	66

Table No. 4.2.127: Guards on 24 hours duty (Swadhar Greh, Caretakers responses)

Each Ujjawala home was provided with a 24*7 guard/watchman. Additional guards/watchmen were provided in Tamil Nadu and Chhattisgarh.

How many guards/watchmen are provided in the homes?			
States	1 guards / watchman	2 guards/watchmen	Grand Total
Chhattisgarh		2	2
Gujarat	1		1
Tamil Nadu	2	4	6
Grand Total	3	6	9

Table No. 4.2.128: Guards/Watchmen are provided in the homes (Ujjawala Homes, Caretakers responses)

Are these guards on 24-hour duty?		
States	Always	Grand Total
Chhattisgarh	2	2
Gujarat	1	1
Tamil Nadu	6	6
Grand Total	9	9

Table No. 4.2.129: Guards on 24-hour duty (Ujjawala Homes, Caretakers responses)

FUNCTIONING OF HOMES

Project Director/Supervisor

60.61% of the responses received from the Swadhar Greh caretakers mentioned that the supervisor were post graduates, 37.88% of the responses received from the caretakers mentioned that the superior were graduates and 1.51% of the responses received mentioned that there was no superintendent as on date. 92.42% of the responses received mentioned that of the Supervisors had previous work experience.

What is the educational qualification of the Supervisor?				
States	Graduate	Post graduate	There is no Superintendent as of now.	Grand Total
Chhattisgarh		2		2
Gujarat	4	1	1	6
Rajasthan	4	7		11
Tamil Nadu	17	30		47
Grand Total	25	40	1	66

Table No. 4.2.130: Educational qualification of the Supervisor (Swadhar Greh, Caretakers responses)

Does the supervisor have any work experience?			
States	No	Yes	Grand Total
Chhattisgarh		2	2
Gujarat	1	5	6
Rajasthan		11	11
Tamil Nadu	4	43	47
Grand Total	5	61	66

Table No. 4.2.131: Supervisor have any work experience (Swadhar Greh, Caretakers responses)

100% of the responses received from the Ujjawala Homes caretakers mentioned that the project director had work experience. While majority project directors from Tamil Nadu and Chhattisgarh were post graduate.

What is the educational qualification of the Project Director?			
States	Graduate	Post graduate	Grand Total
Chhattisgarh		2	2
Gujarat	1		1
Tamil Nadu	2	4	6
Grand Total	3	6	9

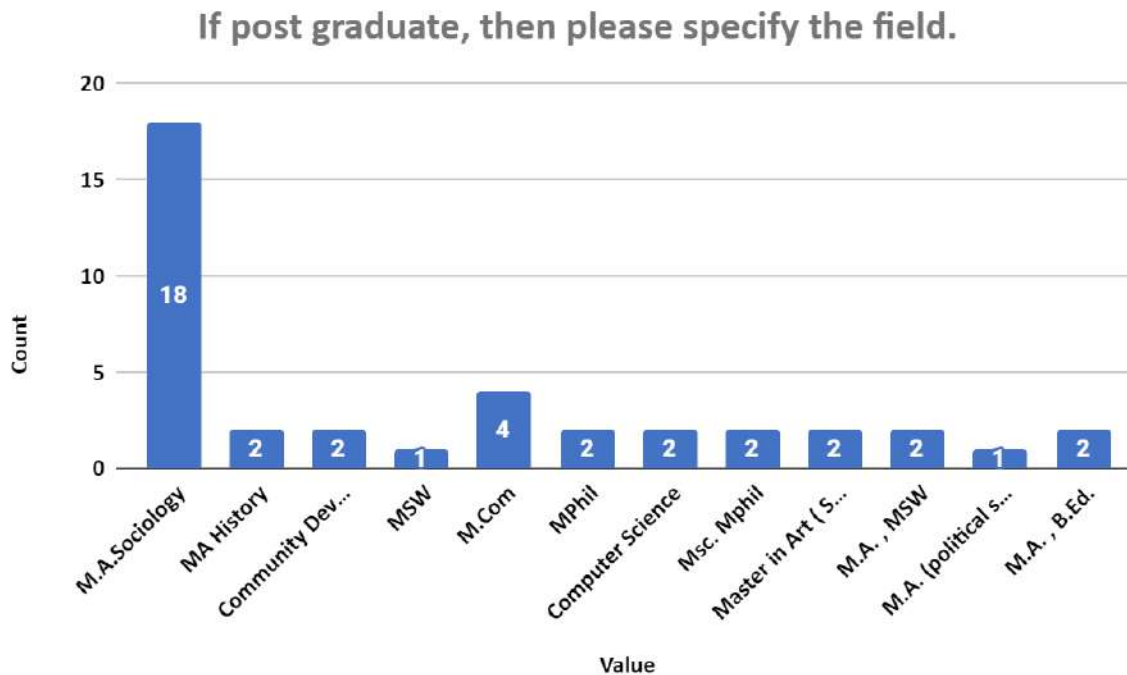
Table No. 4.2.132: Educational Qualification of the Project Director (Ujjawala Homes, Caretakers responses)

Does Project Director has any work experience?		
States	Yes	Grand Total
Chhattisgarh	2	2

Gujarat	1	1
Tamil Nadu	6	6
Grand Total	9	9

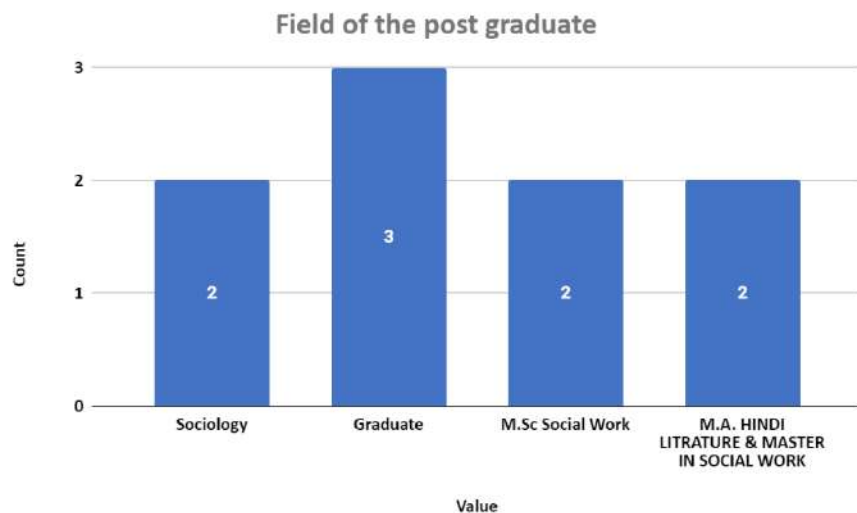
Table No. 4.2.133: Project Director has any work experience (Ujjawala Homes, Caretakers responses)

The post-graduate degree of the Swadhar Greh supervisors ranged from Community Development & Health (Navnirman), Computer Science, M.A. (political science), M.A., B.Ed., M.A., MSW, M.A.Sociology, M.Com, MA History, Master in Art (Sociology) to MPhil, Msc., M Phil and MSW; with majority being MA in Sociology.



Graph No. 4.2.11: Stream of Post Graduation (Swadhar Greh, Caretakers responses)

According to the Ujjawala Homes caretakers, the project directors were postgraduates in the field of sociology, MSc in social work, MA in Hindi literature, and MA in social work, and 3 caretakers mentioned that the project directors were graduates.

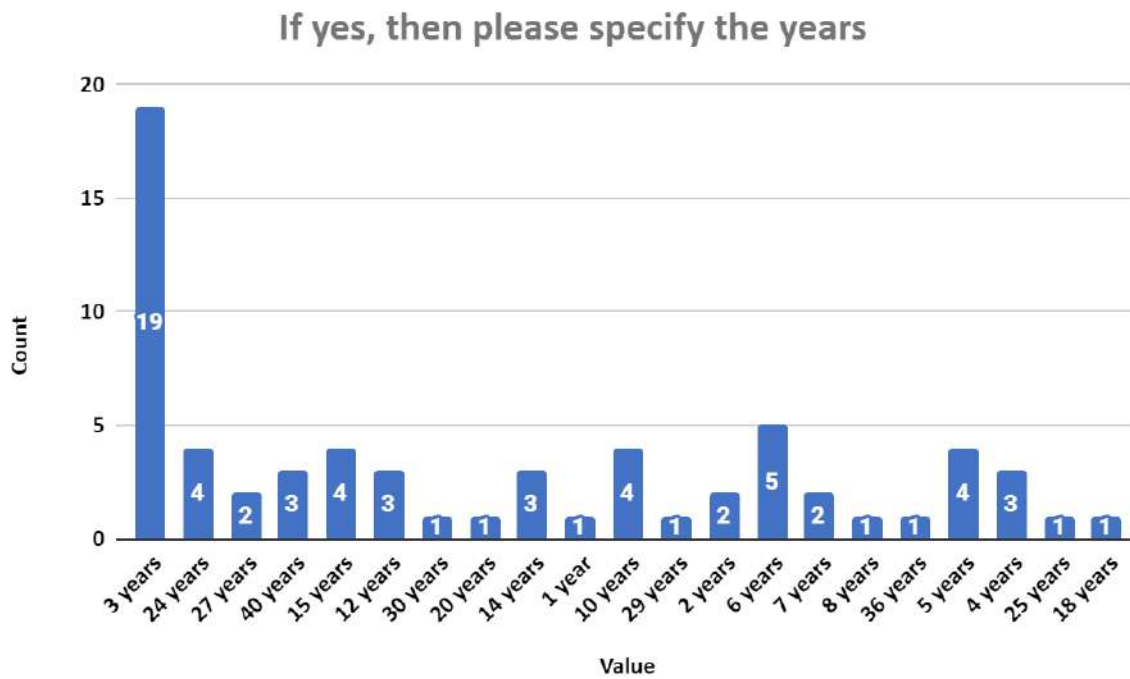


Graph No. 4.2.12: Stream of Post Graduation (Ujjawala Homes, Caretakers responses)

If postgraduate, then please specify the field.					
States	Graduate	M.A. HINDI LITRATURE & MASTER IN SOCIAL WORK	M.Sc. Social Work	Sociology	Grand Total
Chhattisgarh		2			2
Gujarat	1				1
Tamil Nadu	2		2	2	6
Grand Total	3	2	2	2	9

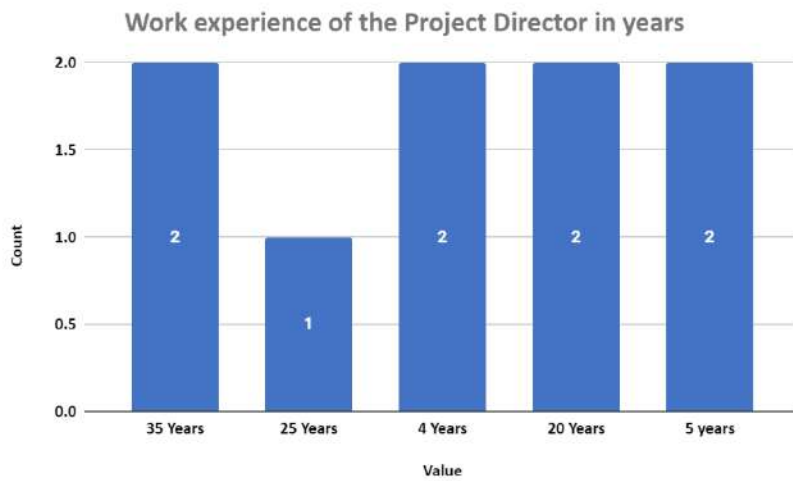
Table No. 4.2.134: Postgraduate with the field (Ujjawala Homes, Caretakers responses)

The work experience of the supervisors at Swadhar Greh ranged from 2 years to 40 years.



Graph No. 4.2.13: Work experience of Project Director (Swadhar Greh, Caretakers responses)

The work experience of the supervisors at Ujjawala Homes ranged from 4 years to 35 years.



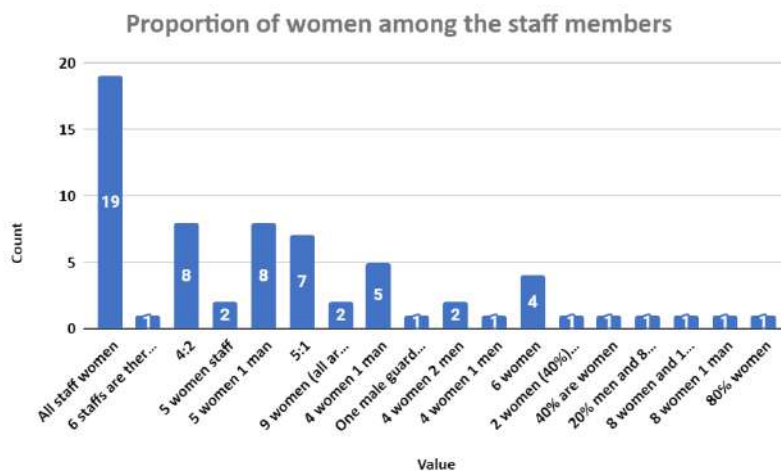
Graph No. 4.2.14: Work experience of Project Director (Ujjawala Homes, Caretakers responses)

If yes, then please specify the years						
States	20 Years	25 Years	35 Years	4 Years	5 years	Grand Total
Chhattisgarh					2	2
Gujarat		1				1
Tamil Nadu	2		2	2		6
Grand Total	2	1	2	2	2	9

Table No. 4.2.135: Years (Ujjawala Homes, Caretakers responses)

Proportion of Women in Staff

The proportion of women among the staff members ranged from minimum 2 women to all women team in Swadhar Greh.



Graph no. 4.2.15: Proportion of women among the staff members (Swadhar Greh, Caretakers responses)

Except Gujarat, 88.89% of the responses received mentioned that 66% and above were women amongst the staff members of Ujjawala Homes.

Among the staff members, what is the proportion of women?			
States	66% and above	Less than or equal to 33%	Grand Total
Chhattisgarh	2		2
Gujarat		1	1
Tamil Nadu	6		6
Grand Total	8	1	9

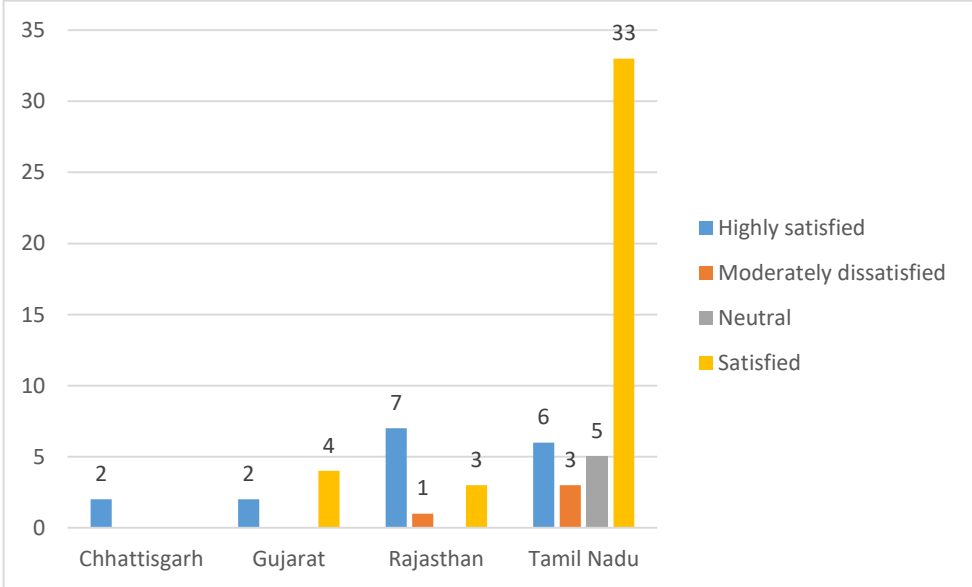
Table No. 4.2.136: Staff Members, what is the proportion of women (Ujjawala Homes, Caretakers responses)

General functioning

25.75% of the responses received from the Swadhar Greh caretakers were highly satisfied, 60.61% of the responses received were satisfied, 6.61% of the responses received were moderately satisfied and 7.58% of the responses received were unsure of their opinion. However, majority were of the opinion that pocket money requires more focus.

Are you satisfied with the functioning of the Swadhar Greh Homes?					
States	Highly satisfied	Moderately dissatisfied	Neutral	Satisfied	Grand Total
Chhattisgarh	2				2
Gujarat	2			4	6
Rajasthan	7	1		3	11
Tamil Nadu	6	3	5	33	47
Grand Total	17	4	5	40	66

Table No. 4.2.137: Satisfied with the functioning of the Swadhar Greh Homes (Swadhar Greh, Caretakers responses)



Graph no. 4.2.16: Satisfaction with functioning of Swadhar Greh (Swadhar Greh, Caretakers responses)

The caretakers of Ujjawala Homes were, in general, satisfied with the functioning of Ujjawala Homes. However, majority were of the opinion that pocket money requires more focus.

Are you satisfied with the functioning of the Ujjawala Homes?				
States	Highly satisfied	Moderately dissatisfied	Satisfied	Grand Total
Chhattisgarh		1	1	2
Gujarat			1	1
Tamil Nadu	1	1	4	6
Grand Total	1	2	6	9
Table No. 4.2.138: Satisfied with the functioning of the Ujjawala Homes (Ujjawala Homes, Caretakers responses)				
If Not, then what aspect do you consider needs more focus?				
States	Pocket money	Recreational Activity	Grand Total	
Chhattisgarh	2		2	
Gujarat	1		1	
Tamil Nadu	4	1	5	
Grand Total	7	1	8	

Table No. 4.2.139: Aspect do you consider needs more focus(Ujjawala Homes, Caretakers responses)

Conclusion: This objective aims to understand the status of establishment and functioning of the targeted Swadhar Greh and Ujjawala Homes in selected states. Majority of the caretakers mentioned that meals were provided thrice a day to the residents. Usually Vegetarian food was provided, while occasionally non – vegetarian food was also provided. Further, except for Chhattisgarh, milk was always provided. Majorly, seasonal fruits were always provided. Pulses were provided in majority of the Swadhar Greh. **However, pulses were never provided in any of the Ujjawala Homes.** Sweets were sometimes provided with the meals. Majorly about 1000 to 1500 rupees were spent on food per resident, per month.

Usually residents are provided with 2 pairs of clothes once in 3 months. Except for the state of Gujarat, there is no provision for laundry and ironing of clothes. In most of the Swadhar Greh, residents always received pocket money while in most of the Ujjawala Homes, pocket money was not paid to the residents. The sum of pocket money is usually inconsistent. In case, the

pocket money is given, it is given on monthly basis in cash, which is below Rs. 100 in one distribution, or, alternatively the caretakers purchase things for the residents.

In general, the caretakers opine that the recreational activities need to be increased. The activities are usually provided keeping in mind all the age groups of women and that of children. Most of the Swadhar Greh provided outdoor activities as well, while Ujjawala Homes did not. Usually, residents were taken out once a month to temples as an outdoor activity. The residents were provided with a television for indoor recreation activities.

All homes and Greh provide training, specially in tailoring, garland making and basket making. Except for the state of Gujarat (Ujjawala Home), and Tamil Nadu (Swadhar Greh) residents are given an option to choose the field and course of training. Further, the residents, in all states, are given suggestions, on the part of the staff of the homes in taking up a particular course or field. Moreover, the full fee of vocational training programs is reimbursed. Majorly, the caretakers agreed that the training was sufficient for the residents to sustain themselves.

Majority of the responses received from the Swadhar Greh caretakers mentioned that residents are **not provided** with one-time non-recurring grants and 30.31% of the responses received from the caretakers mentioned that the residents are provided with one-time non-recurring grant. Although the 84.85% of the responses received from the caretakers from each state collectively agreed that the grant between Rs. 1000/- to Rs. 5000/- (Below Rs. 1000/- in Ujjawala Homes) and the same was **insufficient** for residents' purchase of necessary items.

In the Swadhar Greh, as per the responses received 18.18% of women and girls are living with children ranged from 2 to 27 for different states. 75.75% of the responses received from the caretakers mentioned that there is a special provision for children, 22.72% of the responses received from the caretakers mentioned that there is no special provision for children and 1.53% of the responses received was unsure of their opinion. Overall, the Swadhar Greh caretakers were of the opinion that the facilities made for children of the residents were satisfactory. Except in the state of Tamil Nadu, no children reside in the Ujjawala Homes. Moreover, the caretakers in Tamil Nadu agreed that the home is provided with separate expenditures for children and that the facilities made for children of the residents were satisfactory. Majorly, caretakers agreed that the Ujjawala Homes were equipped keeping the children's demands in

mind and that the homes were equipped with proper equipment for Children's activities. Majorly, children go to school.

Majorly the inspections of the conditions of stay were done on a monthly basis. Different agencies own Swadhar Greh and Ujjawala Homes, the possession, mostly is on rental basis. The Ujjawala home in Gujarat is handled by state government agencies.

Majorly cooks are adequately equipped with the required tools and hygiene apparatus and an exhaust system for ventilation. Majorly the caretakers agreed that the mopping and cleaning of the kitchen area happened on daily basis. Moreover, the pest control was conducted in the kitchen quarterly. Mostly, LPG was used for cooking.

Usually the bathrooms were cleaned daily. They were adequately equipped with the satisfactory ventilation system, except for the state of Gujarat (Ujjawala Home). Training rooms were usually equipped with the required equipment (except Chhattisgarh) and were cleaned on daily basis. Agency paid for the telephone charges and internet charges provided in the premises. Monitoring was done majorly on monthly basis. Majority of the Swadhar Greh caretakers were satisfied with the working environment of the Ujjawala Homes. However, the caretakers in general were **dissatisfied** since there was a **need for more funds** even though facilities were provided.

Majorly one counsellor was provided in the home. Mostly these counsellors had previous work experience ranging from 1 year to 30 years. Majorly one post graduate office assistant was provided who was proficient in computer operation. Majorly 2 guards and 1 watchman were provided. Of which, the guards were on 24 hours duty.

Majority of the supervisor/project director provided were post graduate in social work or sociology and had previous work experience ranging from 2 to 40 years.

The proportion of women among the staff members ranged from minimum 2 women to all women team in Swadhar Greh.

In general, the caretakers were satisfied with the functioning of homes. However, majority were of the opinion that pocket money requires more focus.

OBJECTIVE 2

TO ANALYSE AND UNDERSTAND THE FACILITIES OF MEDICAL, LEGAL AND POLICE ASSISTANCE AND SHELTER PROVIDED BY THE SWADHAR GREH AND UJJAWALA HOMES IN SELECTED STATES OF INDIA TO THE WOMEN ESPECIALLY THE ADOLESCENT GIRLS.

MEDICAL CHECK - UP

Around 79% of the responses received from the Swadhar Greh caretakers said that a medical checkup was always done for every women at the time of their admission, 7.57% of the responses received said that it was sometimes done, 3.03% of the responses received said that it was rarely done and 10.61% of the responses received mentioned that medical checkup was never done. Moreover, 90% of the responses received from the caretakers said that always the checkup was done within 3 days of their admission, 4.55% of the responses received said that it was sometimes done, 3.03% of the responses received said that it was rarely done and 1.52% of the responses received said that it was sometimes done.

Is a medical check-up done for every woman at time of her admission?					
States	Always	Never	Rarely	Sometimes	Grand Total
Chhattisgarh	2				2
Gujarat	5			1	6
Rajasthan	11				11
Tamil Nadu	34	7	2	4	47
Grand Total	52	7	2	5	66

Table No. 4.2.140: Medical check-up done for every woman at time of her admission (Swadhar Greh, Caretakers responses)

Is the check-up done within 3 days of their admission?					
States	Always	Never	Rarely	Sometimes	Grand Total
Chhattisgarh	2				2
Gujarat	5			1	6
Rajasthan	11				11
Tamil Nadu	42	1	2	2	47
Grand Total	60	1	2	3	66

Table No. 4.2.141: Check-up done within 3 days of their admission(Swadhar Greh, Caretakers responses)

Except for 44.44% of the responses received from the Ujjawala Homes' caretakers (from Tamil Nadu), 55.56% of the responses received mentioned that medical check-up was done for all woman at the time of her admission or within 3 days of admission.

Is a medical checkup done for every woman at time of her admission?			
States	Always	Sometimes	Grand Total
Chhattisgarh	2		2
Gujarat	1		1
Tamil Nadu	2	4	6
Grand Total	5	4	9

Table No. 4.2.142: Medical checkup done for every woman at time of her admission (Ujjawala Homes, Caretakers responses)

Is the check-up done within 3 days of their admission?		
States	Always	Grand Total
Chhattisgarh	2	2
Gujarat	1	1
Tamil Nadu	6	6
Grand Total	9	9

Table No. 4.2.143: Check-up done within 3 days of their admission (Ujjawala Homes, Caretakers responses)

HIV/AIDS

Around 87% of the responses received from the Swadhar Greh caretakers mentioned that if the resident, known to have contracted HIV/AIDS, is always referred to the VCTC centre of the nearest hospital, 9.1% of the responses received said that they were never referred, 1.52% of the responses received said that sometimes the residents were referred to the VCTC centre of the nearest hospital and 1.52% of the responses received said that they were rarely referred. 74.24% of the responses received caretakers mentioned that special care was always given to the HIV positive patients, 18.18% of the responses received mentioned that special care was never given to the HIV positive patients, 6.06% of the responses received said that sometimes

special care was given and 1.52% of the responses received said that rarely special care was given to HIV positive patients. 69.69% of the responses received from the caretakers mentioned that payments for the expenses incurred for the treatment and care of HIV positive patients was given by civil hospital/PHC/CHC, 15.15% of the responses received mentioned that Swadhar Greh paid for the expenses, 13.63% of the responses received were not aware as to who paid for the expenses and 1.52% of the responses received said that individual resident paid for the expenses for the treatment and care of HIV positive patients. 51.51% of the responses received from the caretakers mentioned that the residents were not reimbursed from the home if the individual resident paid for it, 22.73% of the responses received mentioned that they were reimbursed and 25.76% of the responses received were unsure of their opinion.

Is the resident, if known to have contracted HIV/AIDS, referred to the VCTC (Voluntary Counselling and Testing Centre) centre of the nearest hospital?					
States	Always	Never	Rarely	Sometimes	Grand Total
Chhattisgarh	2				2
Gujarat	6				6
Rajasthan	5	4	1	1	11
Tamil Nadu	45	2			47
Grand Total	58	6	1	1	66

Table No. 4.2.144: Resident, if known to have contracted HIV/AIDS, referred to the VCTC (Voluntary Counselling and Testing Centre) centre of the nearest hospital (Swadhar Greh, Caretakers responses)

Is special care given to HIV positive patients?					
States	Always	Never	Rarely	Sometimes	Grand Total
Chhattisgarh	2				2
Gujarat	6				6
Rajasthan	6	2	1	2	11
Tamil Nadu	35	10		2	47
Grand Total	49	12	1	4	66

Table No. 4.2.145: Special care given to HIV positive patients (Swadhar Greh, Caretakers responses)

Who pays for the expenses incurred for the treatment and care of HIV positive patients?					
States	Civil Hospital/PHC/CHC	Individual resident	Not aware	Swadhar Greh Home	Grand Total
Chhattisgarh	2				2
Gujarat	4	1		1	6
Rajasthan	7		1	3	11
Tamil Nadu	33		8	6	47
Grand Total	46	1	9	10	66

Table No. 4.2.146: The expenses incurred for the treatment and care of HIV positive patients

(Swadhar Greh, Caretakers responses)

In case the individual resident paid for it, do they get the reimbursement from the Home ?3				
States	Maybe	No	Yes	Grand Total
Chhattisgarh		2		2
Gujarat		5	1	6
Rajasthan	1	8	2	11
Tamil Nadu	13	19	15	47
Grand Total	14	34	18	66

Table No. 4.2.147: The individual resident paid for it, do they get the reimbursement from the Home

(Swadhar Greh, Caretakers responses)

100% of the responses received mentioned that in case, a resident of Ujjawala Homes was known to have contracted HIV/AIDS, he/she was always referred to the VCTC centre of the nearest hospital. 100% of the responses received from the caretakers mentioned that special care was given to HIV-positive patients and that the expenses for treatment and care of HIV-

positive patients was borne by the government bodies like civil hospital/PHC/CHC, except for Gujarat, where the expenses for treatment had to be borne by the individual resident; which were later reimbursed.

Is the resident, if known to have contracted HIV/AIDS, referred to the VCTC (Voluntary Counselling and Testing Centre) centre of the nearest hospital?		
States	Always	Grand Total
Chhattisgarh	2	2
Gujarat	1	1
Tamil Nadu	6	6
Grand Total	9	9

Table No. 4.2.148: Resident, if known to have contracted HIV/AIDS, referred to the VCTC (Voluntary Counselling and Testing Centre) centre of the nearest hospital (Ujjawala Homes, Caretakers responses)

Is special care given to HIV positive patients?		
States	Always	Grand Total
Chhattisgarh	2	2
Gujarat	1	1
Tamil Nadu	6	6
Grand Total	9	9

Table No. 4.2.149: Special care given to HIV positive patients (Ujjawala Homes, Caretakers responses)

Who pays for the expenses incurred for the treatment and care of HIV positive patients?			
States	Civil Hospital/PHC/CHC	Individual resident	Grand Total
Chhattisgarh	2		2
Gujarat		1	1
Tamil Nadu	6		6
Grand Total	8	1	9

Table No. 4.2.150: The expenses incurred for the treatment and care of HIV positive patients (Ujjawala Homes, Caretakers responses)

In case the individual resident paid for it, do they get the reimbursement from the Home?			
States	No	Yes	Grand Total
Chhattisgarh		2	2
Gujarat		1	1
Tamil Nadu	2	4	6
Grand Total	2	7	9

Table No. 4.2.151: The individual resident paid for it, do they get the reimbursement from the Home
(Ujjawala Homes, Caretakers responses)

Medical Kit

100% of the responses received from the Swadhar Greh caretakers, unanimously, mentioned that the medical kit was maintained in the home premises which includes common things like all necessary medicines, Cotton, Ointments, necessary equipment's, Tablets, Tonics, disinfectant, Bandages, Medicines, Burn Creams, Scissors, Tape, Strips for wound closure, amongst others.

Is the medical kit maintained in the premises of the homes?		
States	Yes	Grand Total
Chhattisgarh	2	2
Gujarat	6	6
Rajasthan	11	11
Tamil Nadu	47	47
Grand Total	66	66

Table No. 4.2.152: Medical kit maintained in the premises of the homes (Swadhar Greh, Caretakers responses)

If yes, then what is included in the medical kit?												
	All of the above, All necessary medicines	All of the above, Cotton, Ointments	All of the above, other necessary equipments	All of the above, Tablets	All of the above, Tablets, Tonics	All of the above, Tablets, disinfectant		Bandages	Go to get a new one	Medicines, Burn Creams, Bandages, Scissors	Medicines, Burn Creams, Tape, Bandages, Strips for wound closure, Scissors, All of the above	Grand Total
Chhattisgarh	2											2
Gujarat	4						1	1				6
Rajasthan	9	1		1								11
Tamil	39		1		2	1	1			1	2	47

il N a d u												
G r a n d T o t a l	5	1	1	1	2	1	1	1	1	1	2	6
	4	1	1	1	2	1	1	1	1	1	2	6

Table No. 4.2.153: Included in the medical kit (Ujjawala Homes, Caretakers responses)

Meanwhile, a medical kit is always maintained in the premises of the Ujjawala Homes which contains common things like medicines, burn creams, tape, bandages, strips for wound closure, scissors and tablets.

Is the medical kit maintained in the premises of the homes?		
States	Yes	Grand Total
Chhattisgarh	2	2
Gujarat	1	1
Tamil Nadu	6	6
Grand Total	9	9

Table No. 4.2.154: Medical kit maintained in the premises of the homes (Ujjawala Homes, Caretakers responses)

If yes, then what is included in the medical kit?			
States	Medicines, Burn Creams, Tape, Bandages, Strips for wound closure, Scissors	Medicines, Burn Creams, Tape, Bandages, Strips for wound closure, Scissors and tablets	Grand Total
Chhattisgarh	2		2
Gujarat	1		1
Tamil Nadu	4	2	6
Grand Total	7	2	9

Table No. 4.2.155: Included in the medical kit (Ujjawala Homes, Caretakers responses)

Availability of Doctor

66.67% of the responses received from the Swadhar Greh caretakers mentioned that the doctor always sits on a weekly basis in the premises, 28.79% of the responses received mentioned that sometimes the doctor sat, 3.03% of the responses received mentioned that the doctor rarely sat and 1.52% of the responses received mentioned that the doctor never sat. 69.69% of the responses received, the caretakers mentioned that the doctor is female, 27.27% of the responses received mentioned that the doctor is male and 3.03% of the responses received mentioned that the Andhra Sabha Mahila has own doctors who are **both male and female**. Except for 3.03% of the responses received from the Swadhar Greh (1 from Gujarat and 1 from Tamil Nadu) 96.97% of the responses received, the doctors were adequately equipped for the diagnosis.

Does the doctor sit on a weekly basis in the premises?					
States	Always	Never	Rarely	Sometimes	Grand Total
Chhattisgarh	2				2
Gujarat	4			2	6
Rajasthan	8	1		2	11
Tamil Nadu	30		2	15	47
Grand Total	44	1	2	19	66

Table No. 4.2.156: Doctor sit on a weekly basis in the premises (Swadhar Greh, Caretakers responses)

What is the gender of the doctor?				
States	Andhra Sabha Mahila has own doctors who are both male and Female	Female	Male	Grand Total
Chhattisgarh		2		2
Gujarat		5	1	6
Rajasthan		6	5	11
Tamil Nadu	2	33	12	47
Grand Total	2	46	18	66

Table No. 4.2.157: Gender of the doctor (Swadhar Greh, Caretakers responses)

Is the doctor adequately equipped for the diagnosis?			
States	Maybe	Yes	Grand Total
Chhattisgarh		2	2
Gujarat	1	5	6
Rajasthan		11	11
Tamil Nadu	1	46	47
Grand Total	2	64	66

Table No. 4.2.158: Doctor adequately equipped for the diagnosis (Swadhar Greh, Caretakers responses)

Moreover, except for 22.22% of the responses received from Ujjawala Home caretakers (2 from Tamil Nadu), the doctors would sit in the premises on weekly basis. The doctors were adequately equipped for the diagnosis, if required, and that the majority of the doctors, in Chhattisgarh and Gujarat, were females.

Does the doctor sit on a weekly basis in the premises?			
States	Always	Sometimes	Grand Total
Chhattisgarh	2		2
Gujarat	1		1
Tamil Nadu	4	2	6
Grand Total	7	2	9

Table No. 4.2.159: Doctor sit on a weekly basis in the premises (Ujjawala Homes, Caretakers responses)

What is the gender of the doctor?			
States	Female	Male	Grand Total
Chhattisgarh	2		2
Gujarat	1		1
Tamil Nadu	2	4	6
Grand Total	5	4	9

Table No. 4.2.160: Gender of the doctor (Ujjawala Homes, Caretakers responses)

Is the doctor adequately equipped for the diagnosis?		
States	Yes	Grand Total
Chhattisgarh	2	2
Gujarat	1	1
Tamil Nadu	6	6
Grand Total	9	9

Table No. 4.2.161: Doctor adequately equipped for the diagnosis (Ujjawala Homes, Caretakers responses)

Around 97% of the responses received from the Swadhar Greh caretakers mentioned that the medicines available for the treatment of the diseases with the local civil hospital/PHC/CHC are always tied up with the home and 3.03% of the responses received said that medicines available for the treatment of the diseases with the local civil hospital/PHC/CHC are sometimes tied up with the home.

Are the medicines available for the treatment of the diseases with the local civil hospital/PHC/CHC tied up with the home?			
States	Always	Sometimes	Grand Total
Chhattisgarh	2		2
Gujarat	5	1	6
Rajasthan	10	1	11
Tamil Nadu	47		47
Grand Total	64	2	66

Table No. 4.2.162: Medicines available for the treatment of the diseases with the local civil hospital/PHC/CHC tied up with the home (Swadhar Greh, Caretakers responses)

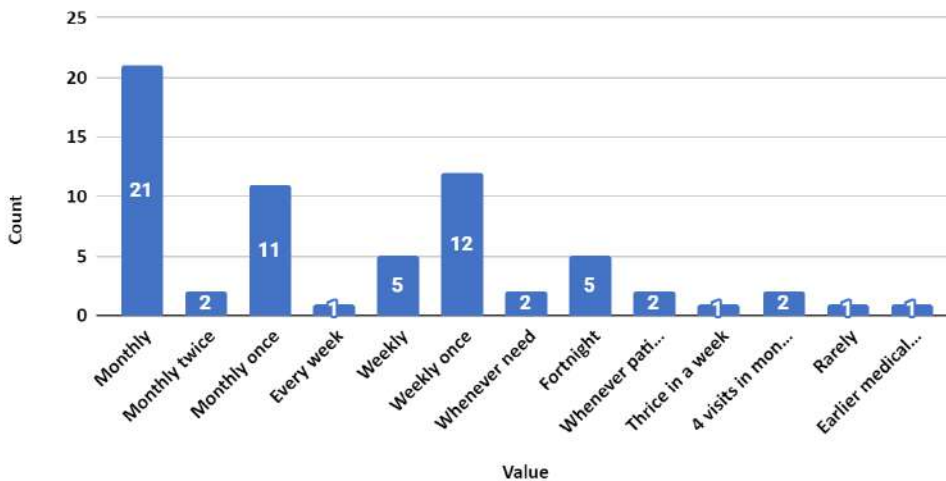
100% of the responses received from the Ujjawala Homes caretakers mentioned that the medicines available for the treatment of the diseases with the local civil hospital/PHC/CHC were tied up with the home.

Are the medicines available for the treatment of the diseases with the local civil hospital/PHC/CHC tied up with the home?		
States	Always	Grand Total
Chhattisgarh	2	2
Gujarat	1	1
Tamil Nadu	6	6
Grand Total	9	9

Table No. 4.2.163: Medicines available for the treatment of the diseases with the local civil hospital/PHC/CHC tied up with the home (Ujjawala Homes, Caretakers responses)

100% of the responses received from the Swadhar Greh caretakers mentioned that the medical checkup of the residents were done by the doctors on monthly basis, earlier medical checkup took place till May, every week, fortnight, monthly once, monthly twice, rarely, thrice in a week, whenever need, whenever patient has any inconvenience, Andhra Mahila Sabha is near of this Swadhar home and the doctor is available 24 hours.

Whether the medical is check-up of the residents are conducted by the doctor



Graph no. 4.2.17: Medical checkup of the residents (Swadhar Greh, Caretakers responses)

How often the medical check-up of the residents are conducted by the doctor?																	
S	vi	Earli	E	F	F	M	M	h	M	T	W	W	W	W	W	Whenever patient	G
t	si	er	v	o	o	n	n	o	o	h	e	e	e	e	e	has any	r
a	ts	medic	e	r	r	M	M	t	n	ri	k	v	v	v	inconvenience,	a	
t	in	al	r	t	t	o	o	l	h	R	ce	W	W	l	Andhra Mahila	d	
e	sm	check	w	n	n	n	n	y	ly	a	in	e	e	y	Sabha is near of	T	
s	to	took	e	g	g	h	h	n	w	e	w	k	k	n	this Swadhar	o	
s	t	place	e	h	h	l	l	c	ic	l	ee	l	l	c	home, there	t	
s	h	till	k	t	t	y	y	e	e	y	k	y	y	e	doctor is	a	
s	s	May												available for hrs	l		
C																	
h																	
h																	
a						2											

tt is g a r h																
G u j a r a t						2	1			1			2			6
R a j a s t h a n	2	1		1	2	1			1		1	1	1			1 1
T a m il N a d u																4 7
G r	2	1	1	4	1	8	3	1	2	1	1	4	1	2	2	6 6

a																			
n																			
d																			
T																			
o																			
t																			
a																			
l																			

Table No. 4.2.164: Medical check-up of the residents are conducted by the doctor (Ujjawala Homes, Caretakers responses)

Moreover, 44% of the responses received from the Ujjawala Home caretakers (4 from Tamil Nadu) mentioned that the check-ups were done monthly while 22.22% of the responses received from the caretakers mentioned that it was done every week or on weekly basis. In Chhattisgarh the check – up was done on weekly basis too. Meanwhile in Gujarat the check – ups were done twice a week.

How often the medical check-up of the residents are conducted by the doctor?				
States	Monthly	Twice in a week	Weekly	Grand Total
Chhattisgarh			2	2
Gujarat		1		1
Tamil Nadu	4		2	6
Grand Total	4	1	4	9

Table No. 4.2.165: Medical check-up of the residents are conducted by the doctor (Ujjawala Homes, Caretakers responses)

COVID – 19

72.72% of the responses received from the Swadhar Greh caretakers mentioned that RT PCR test was conducted for the diagnosis of COVID-19 in residents, 21.21% of the responses received were not aware of what test was done and 6.06% of the responses received mentioned

that rapid antigen test was done. These tests were majorly done by the Agency. Meanwhile, the caretakers mentioned that COVID - 19 medicines available with the civil hospital/ PHC/ CHC.

Which test was/is conducted for the diagnosis of COVID- in residents?				
States	Not aware	Rapid Antigen Test	RT PCR Test	Grand Total
Chhattisgarh			2	2
Gujarat		4	2	6
Rajasthan			11	11
Tamil Nadu	14		33	47
Grand Total	14	4	48	66

Table No. 4.2.166: Test was/is conducted for the diagnosis of COVID- in residents (Swadhar Greh, Caretakers responses)

Were residents' regular COVID tests were conducted by the Agency in case residents showed symptoms?			
States	No	Yes	Grand Total
Chhattisgarh		2	2
Gujarat	1	5	6
Rajasthan	1	10	11
Tamil Nadu	15	32	47
Grand Total	17	49	66

Table No. 4.2.167: Residents' regular COVID tests were conducted by the Agency in case residents showed symptoms (Swadhar Greh, Caretakers responses)

Were COVID medicines available with the civil hospital/ PHC/ CHC?				
States	Always	Never	Sometimes	Grand Total
Chhattisgarh	2			2
Gujarat	5	1		6
Rajasthan	9		2	11
Tamil Nadu	47			47
Grand Total	63	1	2	66

Table No. 4.2.168: COVID medicines available with the civil hospital/ PHC/ CHC (Swadhar Greh, Caretakers responses)

Except for 11.11% of the responses received from the Ujjawala Homes (1 in Gujarat), where Rapid antigen test was conducted, RT PCR was conducted for diagnosis of COVID -19 in residents in the states of Chhattisgarh and Tamil Nadu. These tests were majorly done by the Agency. Meanwhile, all the caretakers mentioned that COVID - 19 medicines available with the civil hospital/ PHC/ CHC.

Which test was/is conducted for the diagnosis of COVID-19 in residents?			
States	Rapid Antigen Test	RT PCR Test	Grand Total
Chhattisgarh		2	2
Gujarat	1		1
Tamil Nadu		6	6
Grand Total	1	8	9

Table No. 4.2.169: Test was/is conducted for the diagnosis of COVID-19 in residents (Ujjawala Homes, Caretakers responses)

Were residents' regular COVID - 19 tests were conducted by the Agency in case residents showed symptoms?			
States	No	Yes	Grand Total
Chhattisgarh		2	2
Gujarat		1	1
Tamil Nadu	3	3	6
Grand Total	3	6	9

Table No. 4.2.170: Residents' regular COVID - 19 tests were conducted by the Agency in case residents showed symptoms (Ujjawala Homes, Caretakers responses)

COVID - 19 medicines available with the civil hospital/ PHC/ CHC?		
States	Always	Grand Total
Chhattisgarh	2	2
Gujarat	1	1
Tamil Nadu	6	6
Grand Total	9	9

Table No. 4.2.171: COVID - 19 medicines available with the civil hospital/ PHC/ CHC (Ujjawala Homes, Caretakers responses)

86.36% of the responses received from the Swadhar Greh caretakers mentioned that isolation rooms were created for keeping Covid-19 patients, 3.03% of the responses received were

unsure of their opinion and 10.61% of the responses received denied that isolation room were not created for keeping covid-19 patients.

Were isolation rooms created for keeping COVID - 19 patients?				
States	Maybe	No	Yes	Grand Total
Chhattisgarh			2	2
Gujarat	1		5	6
Rajasthan	1	2	8	11
Tamil Nadu		5	42	47
Grand Total	2	7	57	66

Table No. 4.2.172: Isolation rooms created for keeping COVID - 19 patients (Swadhar Greh Caretakers responses)

In the meantime, except for Ujjawala Homes of Gujarat, isolation rooms were created for keeping covid-19 patients.

Were isolation rooms created for keeping COVID - 19 patients?			
States	No	Yes	Grand Total
Chhattisgarh		2	2
Gujarat	1		1
Tamil Nadu		6	6
Grand Total	1	8	9

Table No. 4.2.173: Isolation rooms created for keeping COVID - 19 patients (Ujjawala Homes, Caretakers responses)

Around 91% of the responses received from the Swadhar Greh caretakers mentioned that all the residents who were present at that time were administered with covid vaccine, 4.54% of the responses received mentioned that no one was administered with covid vaccine and 4.54% of the responses received mentioned that some of the residents were administered with covid vaccine.

How many residents were administered with the COVID - related vaccines?				
States	All those who were present at that time	No one	Some of residents	Grand Total
Chhattisgarh	2			2
Gujarat	6			6
Rajasthan	5	3	3	11
Tamil Nadu	47			47
Grand Total	60	3	3	66

Table No. 4.2.174: Residents were administered with the COVID - related vaccines (Swadhar Greh, Caretakers responses)

While, 88.89% of the responses received from the Ujjawala Greh caretakers mentioned that 30 patients, 24 patients, 12 patients and 15 patients were each administered with the covid - 19 related vaccine and 11.11% of the responses received from the caretaker mentioned that 5 patients were administered with the covid - 19 related vaccine.

How many residents were administered with the COVID - 19 related vaccines?						
States	12 patients	15 patients	24 patients	30 patients	5 patients	Grand Total
Chhattisgarh		2				2
Gujarat					1	1
Tamil Nadu	2		2	2		6
Grand Total	2	2	2	2	1	9

Table No. 4.2.175: Residents were administered with the COVID - related vaccines (Ujjawala Homes, Caretakers responses)

40.91% of the responses received from the Swadhar Greh caretakers mentioned that the vaccine administered to the residents were Covaxin and Covishield, 19.70% of the responses received said that only covaxin was administered, 33.33% of the responses received mentioned that Covishield was administered and 6.06% of the responses received were not aware about which vaccine was administered.

Which vaccine was administered to the residents in both the doses?					
States	Covaxin	Covaxin, Covishield	Covishield	Not aware	Grand Total
Chhattisgarh			2		2
Gujarat	1	2	3		6
Rajasthan	1	5	3	2	11
Tamil Nadu	11	20	14	2	47
Grand Total	13	27	22	4	66

Table No. 4.2.176: Vaccine was administered to the residents in both the doses? (Swadhar Greh, Caretakers responses)

The Ujjawala Homes' caretakers, collectively, mentioned that Covaxin or Covishield were administered to the residents of homes.

Which vaccine was administered to the residents in both the doses?			
States	Covaxin, Covishield	Covishield	Grand Total
Chhattisgarh	2		2
Gujarat		1	1
Tamil Nadu	6		6
Grand Total	8	1	9

Table No. 4.2.177: Vaccine was administered to the residents in both the doses (Ujjawala Homes, Caretakers responses)

Around 91% of the responses received from the Swadhar Greh caretakers mentioned that civil hospital/PHC/CHC paid for the vaccine, 1.52% of the responses received said that individual residents paid for the vaccine, 6.06% of the responses received said that Swadhar Greh paid for the vaccine and 1.52% of the responses received was not aware of the situation. Moreover, 34.85% of the responses received from the caretakers mentioned that individual residents were not reimbursed from the home if they paid for the vaccine, 31.82% of the responses received mentioned that the residents were reimbursed and 18.19% of the responses received were unsure of their opinion.

In case the individual resident paid for it, do they get the reimbursement from the Home?				
States	Maybe	No	Yes	Grand Total
Chhattisgarh		1	1	2
Gujarat		5	1	6
Rajasthan	2	6	3	11
Tamil Nadu	10	21	16	47
Grand Total	12	33	21	66

Table No. 4.2.178: Individual resident paid for it, do they get the reimbursement from the Home (Swadhar Greh, Caretakers responses)

Meanwhile, except Gujarat, caretakers of Ujjawala Homes mentioned that payment for vaccine and covid treatment was done at civil hospital/PHC /CHC, while the same was free of charge by government in Gujarat. 55.55% of the responses received from the caretakers mentioned that reimbursement was done from the home and 44.44% of the responses received from the caretakers mentioned that reimbursement was not done from the home.

Who paid for the vaccine and Covid related treatment?			
States	Civil Hospital/PHC/CHC	Free of charge by government	Grand Total
Chhattisgarh	2		2
Gujarat		1	1
Tamil Nadu	6		6
Grand Total	8	1	9

Table No. 4.2.179: Vaccine and Covid related treatment (Ujjawala Homes, Caretakers responses)

In case the individual resident paid for it, do they get the reimbursement from the Home?			
States	No	Yes	Grand Total
Chhattisgarh	2		2
Gujarat		1	1
Tamil Nadu	2	4	6
Grand Total	4	5	9

Table No. 4.2.180: Individual resident paid for it, do they get the reimbursement from the Home (Ujjawala Homes, Caretakers responses)

Counselling Services

All the Swadhar Greh caretakers, unanimously, mentioned that the residents were provided with the counselling services. 96.97% of the responses received from the caretakers mentioned that Swadhar Greh home paid for the counselling services and 3.03% of the responses received said that individual resident paid for the counselling services. Further, 51.52% of the responses received from the caretakers mentioned that the residents were not reimbursed, 27.27% of the

responses received mentioned that the residents were reimbursed and 21.21% of the responses received were unsure of their opinion.

Are the residents provided with the counselling services?		
States	Yes	Grand Total
Chhattisgarh	2	2
Gujarat	6	6
Rajasthan	11	11
Tamil Nadu	47	47
Grand Total	66	66

Table No. 4.2.181: Residents provided with the counselling services (Swadhar Greh, Caretakers responses)

Who pays for the counselling services?			
States	Individual resident	Swadhar greh Home	Grand Total
Chhattisgarh		2	2
Gujarat	1	5	6
Rajasthan	1	10	11
Tamil Nadu		47	47
Grand Total	2	64	66

Table No. 4.2.182: Pays for the counselling services (Swadhar Greh, Caretakers responses)

In case the individual resident paid for it, do they get the reimbursement from the Home?				
States	Maybe	No	Yes	Grand Total
Chhattisgarh		2		2
Gujarat		5	1	6
Rajasthan	1	8	2	11
Tamil Nadu	13	19	15	47
Grand Total	14	34	18	66

Table No. 4.2.183: Individual resident paid for it, do they get the reimbursement from the Home (Swadhar Greh, Caretakers responses)

All the caretakers mentioned that the residents were provided with the counselling services which were paid for by the Swadhar Greh or Ujjawala home except for 22.22% of the responses received (2 homes in Tamil Nadu), the expenses, if borne by resident, were reimbursed.

Are the residents provided with the counselling services?		
States	Yes	Grand Total
Chhattisgarh	2	2
Gujarat	1	1
Tamil Nadu	6	6
Grand Total	9	9

Table No. 4.2.184: Residents provided with the counselling services (Ujjawala Homes, Caretakers responses)

Who pays for the counselling services?		
States	Swadhar Greh Home	Grand Total
Chhattisgarh	2	2
Gujarat	1	1
Tamil Nadu	6	6
Grand Total	9	9

Table No. 4.2.185: Pays for the counselling services (Ujjawala Homes, Caretakers responses)

In case the individual resident paid for it, do they get the reimbursement from the Home?			
States	No	Yes	Grand Total
Chhattisgarh		2	2
Gujarat		1	1
Tamil Nadu	2	4	6
Grand Total	2	7	9

Table No. 4.2.186: Individual resident paid for it, do they get the reimbursement from the Home (Ujjawala Homes, Caretakers responses)

Psychologist

Moreover, except for 11.11% of the responses received from the Ujjawala Homes' caretakers (1 home in Chhattisgarh), the residents were provided with the services of a clinical psychologist. The services are usually need basis in Chhattisgarh and Gujarat. However, the same are provided on weekly, fortnightly or on Monthly basis in various homes of Tamil Nadu.

Are they provided with the services of clinical psychologist?			
States	No	Yes	Grand Total
Chhattisgarh	1	1	2
Gujarat		1	1
Tamil Nadu		6	6
Grand Total	1	8	9

Table No. 4.2.187: Services of clinical psychologist (Ujjawala Homes, Caretakers responses)

How often the services are provided?					
States	Fortnight	If the residents need it, they'll get it done.	Monthly	weekly once	Grand Total
Chhattisgarh		2			2
Gujarat		1			1
Tamil Nadu	2		2	2	6
Grand Total	2	3	2	2	9

Table No. 4.2.188: Services of clinical psychologist (Ujjawala Homes, Caretakers responses)

Psychiatrist

100% of the responses received from the Ujjawala Homes' caretakers mentioned that the residents were provided with the services of the psychiatrist which were provided on a monthly, fortnight, weekly basis and as and when required.

Are they provided with the service of the Psychiatrist and how often?					
States	Yes	Monthly	Weekly once	When required	Grand Total
Chhattisgarh	2			2	2
Gujarat	1		1		1
Tamil Nadu	6	2	2		6
Grand Total	9	2	3	2	9

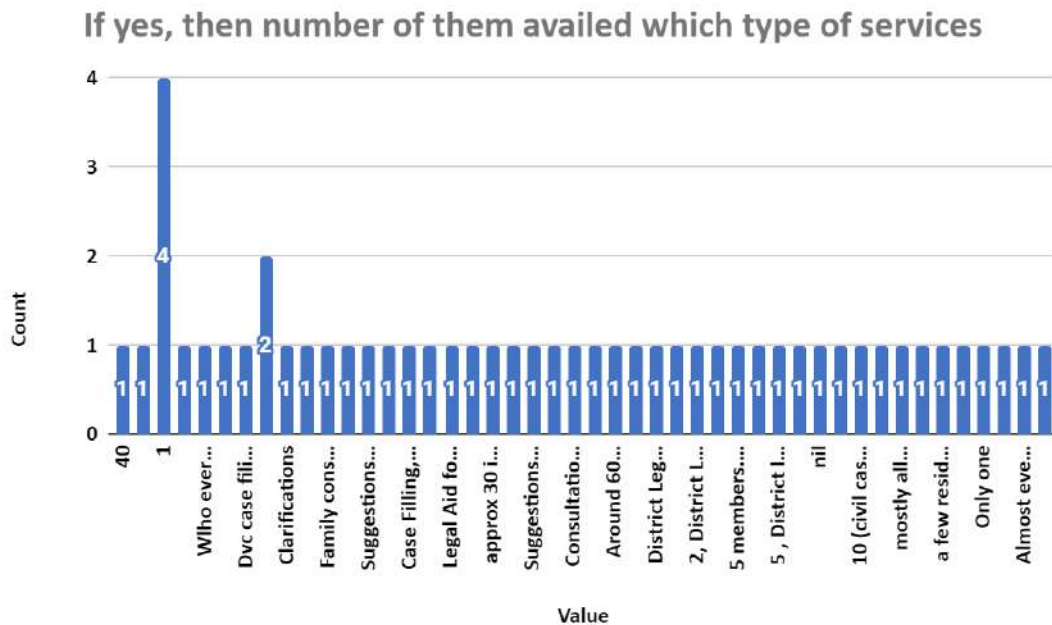
Table No. 4.2.189: Services of Psychiatrist and how often (Ujjawala Homes, Caretakers responses)

LEGAL SERVICES OR LEGAL AID

87.88% of the responses received from the Swadhar Greh caretakers mentioned that residents needed legal services, 10.61% of the responses received said that residents never needed legal services and 1.52% of the responses received was unsure of their opinion. Minimum 1 to maximum 40 residents availed various kinds of services.

Did the residents ever need the legal services or legal aid?				
States	Maybe	No	Yes	Grand Total
Chhattisgarh			2	2
Gujarat		1	5	6
Rajasthan			11	11
Tamil Nadu	1	6	40	47
Grand Total	1	7	58	66

Table No. 4.2.190: Residents ever need the legal services or legal aid (Swadhar Greh, Caretakers responses)



Graph no. 4.2.18: Types of legal services availed (Swadhar Greh, Caretakers responses)

100% of the responses received from the Ujjawala Homes’ caretakers, collectively agreed, that the residents always needed legal services or aid, of which residents in Tamil Nadu availed services for case filing and counselling. While, the residents of Chhattisgarh availed services for civil and criminal suits. In Gujarat the women avail counselling services only.

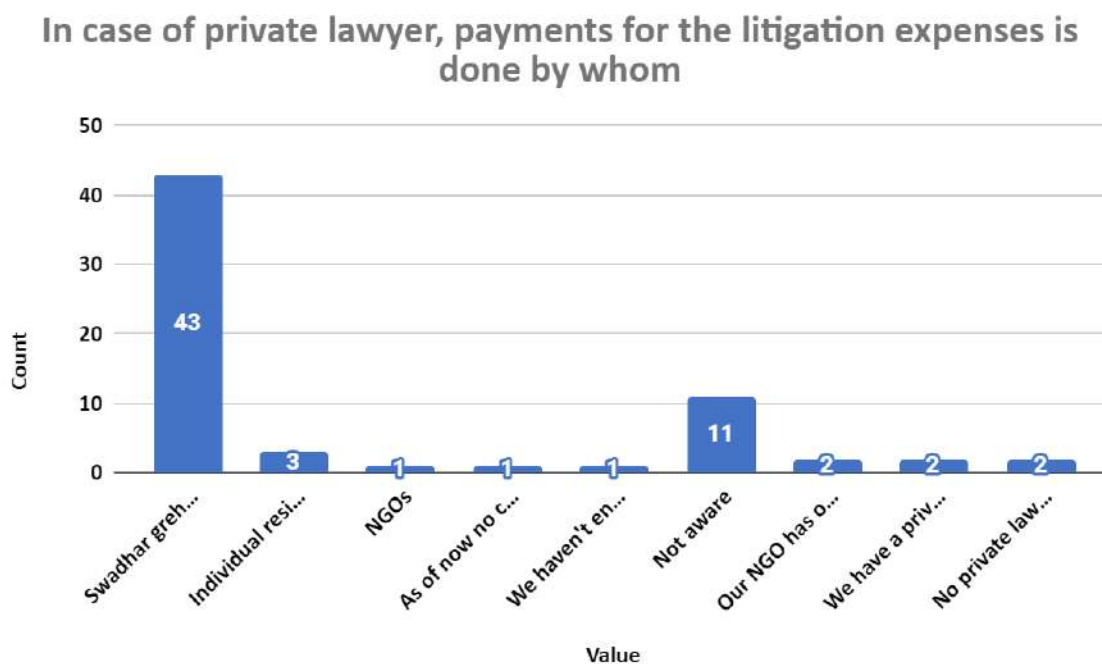
Did the residents ever need the legal services or legal aid?		
States	Yes	Grand Total
Chhattisgarh	2	2
Gujarat	1	1
Tamil Nadu	6	6
Grand Total	9	9

Table No. 4.2.191: Residents ever need the legal services or legal aid (Ujjawala Homes, Caretakers responses)

If yes, then how many of them availed of which type of services?					
States	2 Women for Civil & Criminal Suit	3 Women for case filing	All women for counselling	Not aware	Grand Total
Chhattisgarh	2				2
Gujarat			1		1
Tamil Nadu		2	3	1	6
Grand Total	2	2	4	1	9

Table No. 4.2.192: Availed of which type of services (Ujjawala Homes, Caretakers responses)

100% of the responses received from the Swadhar Greh caretakers mentioned that mostly Swadhar Greh paid for the litigation expenses, followed by individual residents, NGOs, private lawyers and others.



Graph no. 4.2.19: Payment for litigation expenses (Swadhar Greh, Caretakers responses)

In case of private lawyer, who pays for the litigation expenses?										
States	As of no cases	Individual residents	NGO	No private lawyer is engaged	Not aware	Our NGO has own advocate who do legal service to residents freely	Swadhar	We have a private lawyer present in Family Counselling Centre who do it for free. So no idea about expenses for the litigation if private lawyer is engaged.	We haven't engaged private lawyer	Grand Total
Chhattisgarh							2			2
Gujarat		2			1		3			6
Rajasthan					3		8			11
Tamil Nadu	1	1	1	2	7	2	30	2	1	47
GT	1	3	1	2	11	2	43	2	1	66

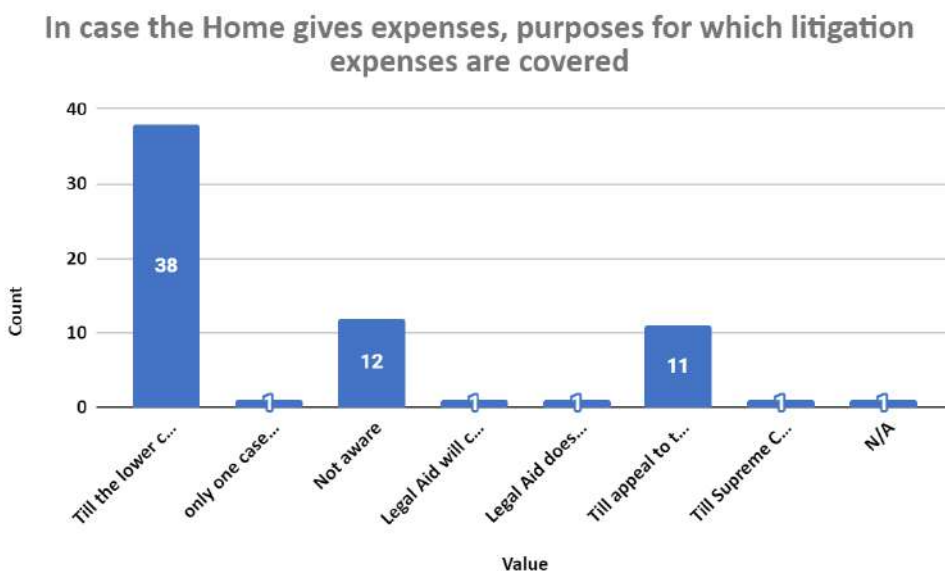
Table No. 4.2.193: Private lawyer, who pays for the litigation expenses (Ujjawala Homes, Caretakers responses)

Except for Gujarat, all the Ujjawala Homes' caretakers mentioned that, in case of private lawyer, the Swadhar Greh took care of the litigation expenses.

In case of private lawyer, who pays for the litigation expenses?			
States	Swadhar Greh Home	Ujjawala Home pays for it	Grand Total
Chhattisgarh	2		2
Gujarat		1	1
Tamil Nadu	6		6
Grand Total	8	1	9

Table No. 4.2.194: Private lawyer, who pays for the litigation expenses (Ujjawala Homes, Caretakers responses)

57.58% of the responses received from the Swadhar Greh caretakers mentioned that the litigation expenses were covered till the lower court. However, one case, relating to habeas corpus, went to the high Court and it was paid by the agency (NGO). Certain Swadhar Greh in Rajasthan and Tamil Nadu, covered expenses till the appeal to the High Court and Supreme Court.



Graph No. 4.2.20: Purpose for litigation expenses (Swadhar Greh, Caretakers responses)

88.89% of the responses received from the caretakers mentioned that the litigation expenses were only covered till the lower court, except for 11.11% of the responses received, who mentioned that no case had gone to High Court or Supreme Court so it was only till the district court.

In case the Home gives expenses, for what purposes then litigation expenses are covered?			
States	No case has yet gone to the High Court and supreme court	Till the lower court	Grand Total
Chhattisgarh	1	1	2
Gujarat		1	1
Tamil Nadu		6	6
Grand Total	1	8	9

Table No. 4.2.195: Litigation expenses are covered (Ujjawala Homes, Caretakers responses)

77% of the responses received from the Swadhar Greh caretakers mentioned that residents sought police assistance, 19.70% of the responses received from the caretakers mentioned that the residents didn't require police assistance and 3.03% of the responses received were unsure of their opinion. Of which, 48.48% of the responses received from the caretakers mentioned that they were highly satisfied with the cooperation and behaviour of police with the residents, 30.30% of the responses received mentioned that they were moderately satisfied and 1.52% of the responses received was moderately dissatisfied.

Do residents seek police assistance?				
States	Maybe	No	Yes	Grand Total
Chhattisgarh			2	2
Gujarat		1	5	6
Rajasthan		1	10	11
Tamil Nadu	2	11	34	47
Grand Total	2	13	51	66

Table No. 4.2.196: Residents seek police assistance (Swadhar Greh, Caretakers responses)

If yes, were you satisfied with the cooperation and behaviour of police with the residents?				
States	Highly satisfied	Moderately dissatisfied	Moderately satisfied	Grand Total
Chhattisgarh			2	2
Gujarat	4		1	5
Rajasthan	6	1	3	10
Tamil Nadu	22		14	36
Grand Total	32	1	20	53

Table No. 4.2.197: Satisfied with the cooperation and behaviour of police with the residents (Swadhar Greh, Caretakers responses)

100% of the responses received from the Ujjawala Homes' caretakers collectively agrees that the residents needed police assistance. However, except for the state of Gujarat, the caretakers were usually satisfied with the cooperation and behaviour of police with the residents.

Do residents seek police assistance?		
States	Yes	Grand Total
Chhattisgarh	2	2
Gujarat	1	1
Tamil Nadu	6	6
Grand Total	9	9

Table No. 4.2.198: Residents seek police assistance (Ujjawala Homes, Caretakers responses)

If yes, were you satisfied with the cooperation and behaviour of police with the residents?				
States	Highly dissatisfied	Highly satisfied	Moderately satisfied	Grand Total
Chhattisgarh		1	1	2
Gujarat	1			1
Tamil Nadu		3	3	6
Grand Total	1	4	4	9

Table No. 4.2.199: Satisfied with the cooperation and behaviour of police with the residents (Ujjawala Homes, Caretakers responses)

Approx 92.4% of the responses received from the Swadhar Greh caretakers mentioned that female police personnel were provided on seeking police help and 7.58% of the responses received mentioned that sometimes female police personnel were provided.

Was female police personnel provided on seeking police's help?			
States	Always	Sometimes	Grand Total
Chhattisgarh		2	2
Gujarat	6		6
Rajasthan	10	1	11
Tamil Nadu	45	2	47
Grand Total	61	5	66

Table No. 4.2.200: Female police personnel provided on seeking police's help (Swadhar Greh, Caretakers responses)

Except for Ujjawala Homes in Gujarat, female police personnel was provided on seeking police help.

Was female police personnel provided with assistance in seeking police's help?			
States	Always	Never	Grand Total
Chhattisgarh	2		2
Gujarat		1	1
Tamil Nadu	6		6
Grand Total	8	1	9

Table No. 4.2.201: Female police personnel provided on seeking police's help (Ujjawala Homes, Caretakers responses)

Conclusion: This objective aims to analyse and understand the facilities of medical, legal and police assistance and shelter provided by the Swadhar Greh and Ujjawala Homes in selected states of India to the women especially the adolescent girls. Wherein medical check-up for every women was usually done at the admission or within 3 days.

Majorly caretakers mentioned that if the resident, known to have contracted HIV/AIDS, is always referred to the VCTC centre of the nearest hospital. Moreover, special care was always given to the HIV positive patients. Majorly, the payments for the expenses incurred for the treatment and care of HIV positive patients was given by civil hospital/PHC/CHC. However, more than 50% mentioned that the residents were not reimbursed from the home if the individual resident paid for it; except for Gujarat (Ujjawala Homes) where the expenses were reimbursed.

All the Swadhar Greh as well as Ujjawala Homes' caretakers, unanimously, mentioned that the medical kit was maintained in the home premises which includes common things like all necessary medicines, Cotton, Ointments, necessary equipment's, Tablets, Tonics, disinfectant, Bandages, Medicines, Burn Creams, Scissors, Tape, Strips for wound closure, amongst others.

Swadhar Greh caretakers mentioned that the doctor always sits on a weekly basis in the premises. Majorly, the caretakers mentioned that the doctor is female. Andhra Sabha Mahila, a Swadhar Greh, has own doctors who are **both male and female**. Moreover, majorly the doctors were adequately equipped for the diagnosis. Mostly the medical checkups were done on monthly basis, except Gujarat, where the check ups were done twice a week (Ujjawala Homes).

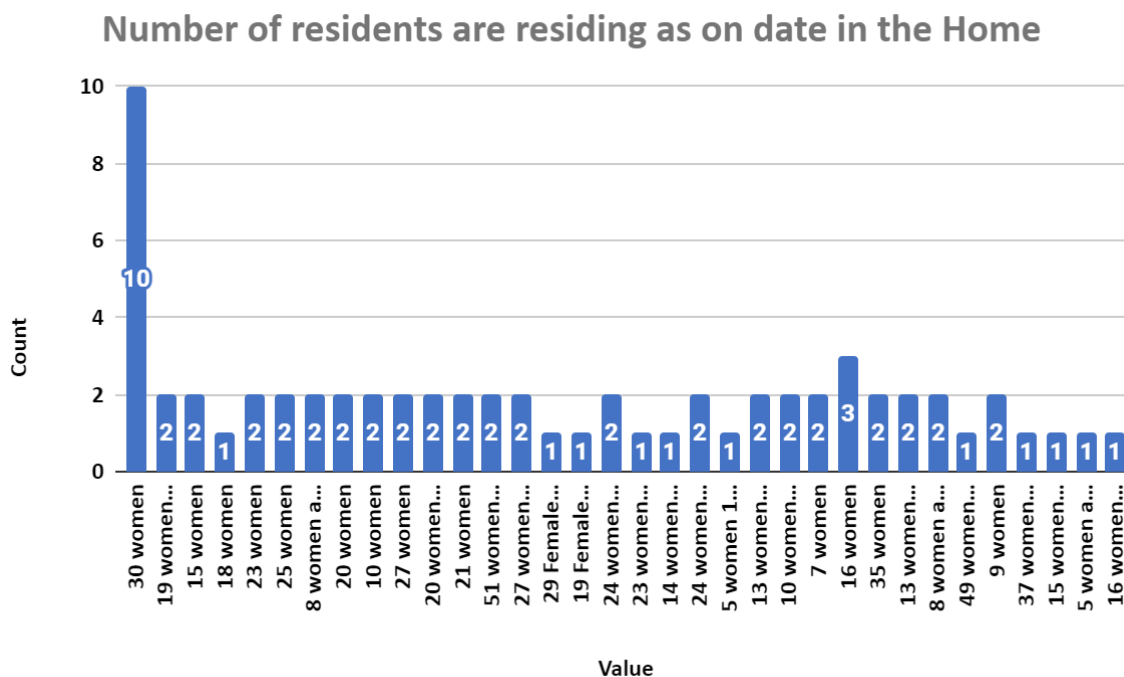
All the homes had provided for isolation rooms during Covid -19 pandemic. Majorly, all the residents were administered with Covaxin or Covishiel vaccine. Moreover, majority of the homes provided counselling services to the residents. The expenses incurred, if any, were not reimbursed. Moreover, a psychologist and a psychiatrist are also provided in all the Ujjawala Homes. Additionally, legal aid or legal services are also provided to the residents. Majority of the caretakers mentioned that legal expenses till lower court were covered by the Greh. The Homes were overall satisfied with the cooperation and behaviour of the police, in case the residents' seeked police assistance. Mostly a female police personnel was provided on seeking police help.

OBJECTIVE 3

TO UNDERSTAND THE ISSUES IN THE OPERATION OF SWADHAR GREH AND UJJAWALA HOMES IN SELECTED STATES; ESPECIALLY WITH REGARDS TO RESCUE, REHABILITATION, AND RE-INTEGRATION OF VICTIMS OF TRAFFICKING FOR COMMERCIAL SEXUAL EXPLOITATION FOR UJJAWALA HOMES; IF ANY; AND THE LEGALITIES INVOLVED IN IT.

SANCTIONED CAPACITY OF THE HOME

Swadhar Greh caretakers mentioned that minimum 8 to maximum 49 residents were residing as on date in the home.



Graph No. 4.2.21: Number of residents, residing as on date in the Home (Swadhar Greh, Caretakers responses)

The usual capacity of the Ujjawala Homes is 50 (fifty). Except for 1 home in Tamil Nadu, where the capacity is of 30 (thirty).

What is the sanctioned capacity of the Home?			
States	Fifty	Thirty	Grand Total
Chhattisgarh	2		2
Gujarat	1		1
Tamil Nadu	5	1	6
Grand Total	8	1	9

Table No. 4.2.202: Sanctioned capacity of the Home (Ujjawala Homes, Caretakers responses)

22.22% of the responses received from the caretakers mentioned that 440 residents were residing till December 2022, 11.11% of the responses received from the caretakers mentioned that 5 residents were residing till December 2022, 22.22% of the responses received from the caretakers mentioned that 687 residents were residing till December 2022, 22.22% of the responses received from the caretakers mentioned that 44 women and 2 children were residing till December 2022, and 22.22% of the responses received from the caretakers mentioned that 955 residents were residing till December 2022.

How many residents were residing till December 2022?						
States	44 women 2 child	Five	Four hundred and forty	Nine hundred and fifty-five	Six hundred and eighty seven	Grand Total
Chhattisgarh				2		2
Gujarat		1				1
Tamil Nadu	2		2		2	6
Grand Total	2	1	2	2	2	9

Table No. 4.2.203: Residents are residing till December 2022 (Ujjawala Homes, Caretakers responses)

TRAFFICKING

There were no trafficked residents in Gujarat. However, there was 1 trafficked woman in each of homes at Chhattisgarh and 12 women and 2 children each in 2 of the homes at Tamil Nadu, while 4 children each in 2 of the homes at Tamil Nadu and 48 children each in remaining 2 of the homes at Tamil Nadu.

How many of them are trafficked children and how many are trafficked women?						
States	1 trafficked Woman & No Child	12 women 2 child	4 children	48 children	No	Grand Total
Chhattisgarh	2					2
Gujarat					1	1
Tamil Nadu		2	2	2		6
Grand Total	2	2	2	2	1	9

Table No. 4.2.204: Trafficked children and how many are trafficked women (Ujjawala Homes, Caretakers responses)

The 22.22% of the responses received from the Ujjawala Homes' caretakers (from Chhattisgarh) mentioned that all the trafficked residents' children were females, 11.11% of the responses received from the caretaker each from Tamil Nadu mentioned that there were 12 females, 22.22% of the responses received from the caretakers from Tamil Nadu mentioned that there were 4 and 48 females and 11.11% of the responses received from the caretaker from Gujarat mentioned that there were 5 females.

How many of these children are males and how many are females							
States	1 female	12 females	12 females	4 females	48 females	5 females	Grand Total
Chhattisgarh	2						2
Gujarat						1	1
Tamil Nadu		1	1	2	2		6
Grand Total	2	1	1	2	2	1	9

Table No. 4.2.205: Children are males and how many are females (Ujjawala Homes, Caretakers responses)

The 22.22% of the responses received from the caretakers mentioned that 40 women were admitted in the period between November 2021 and November 2022, 11.11% of the responses received from the caretaker mentioned that 15-22 women were admitted during that period, 22.22% of the responses received from the caretakers mentioned that 58 women and 18 children were admitted during that period, 22.22% of the responses received from the caretakers mentioned that 32 women and 15 children were admitted during that period and 22.22% of the responses received from the caretakers mentioned that 100 women were admitted during that period.

How many were admitted in the period of November 2021- November 2022?						
States	100 women	15-22 women	32 women 15 child	40 women	58 women 18 Children	Grand Total
Chhattisgarh	2					2
Gujarat		1				1
Tamil Nadu			2	2	2	6
Grand Total	2	1	2	2	2	9

Table No. 4.2.206: Admitted in the period of November 2021- November 2022 (Ujjawala Homes, Caretakers responses)

NUMBER OF VICTIMS REPATRIATED TO THEIR COUNTRIES FROM NOVEMBER 2021- NOVEMBER 2022

11.11% of the responses received from the Ujjawala Homes' caretakers (Tamil Nadu) stated 1 woman, 12.5% of the responses received (Gujarat), 25% of the responses received (Chhattisgarh) and 62.5% of the responses received (Tamil Nadu) stated that no victims were repatriated to their countries during the said period.

How many victims were repatriated to their countries from November 2021- November 2022?			
States	1 women	No	Grand Total
Chhattisgarh		2	2
Gujarat		1	1
Tamil Nadu	1	5	6
Grand Total	1	8	9

Table No. 4.2.207: Victims were repatriated to their countries from November 2021- November 2022 (Ujjawala Homes, Caretakers responses)

NUMBER OF WOMEN MOVED OUT OF THEIR HOMES (HALF YEARLY WISE)

22.22% of the responses received caretakers in Tamil Nadu mentioned that 24 women moved out of their homes, 11.11% of the responses received from caretakers (Gujarat) mentioned that 11 women moved out of their homes, 22.22% of the responses received from caretakers (Tamil Nadu) mentioned that 456 women and their children moved out of their homes and 44.44% of the responses received from the caretakers (Tamil Nadu and Chhattisgarh) mentioned that 274 women moved out of their homes.

How many women moved out of their homes? (Half yearly wise)?					
States	11 women	24 women	274 women	456 women and Children	Grand Total
Chhattisgarh			2		2
Gujarat	1				1
Tamil Nadu		2	2	2	6
Grand Total	1	2	4	2	9

Table No. 4.2.208: Women moved out of their homes (Half yearly wise) (Ujjawala Homes, Caretakers responses)

NUMBER OF VICTIMS WHICH MOVED OUT OF THE HOME FROM NOVEMBER 2021 - NOVEMBER 2022

22.22% of the responses received from the caretakers (Tamil Nadu) mentioned that 48 victims moved out of the home from November 2021- November 2022, 11.11% of the responses received from caretakers (Gujarat) mentioned that 11 victims moved out of the home, 22.22% of the responses received from the caretakers (Tamil Nadu) mentioned that 56 victims moved out of the home, 22.22% of the responses received from the caretakers (Tamil Nadu) mentioned that 29 victims and 18 children moved out of the homes and 22.22% of the responses received from the caretakers (Chhattisgarh) mentioned that 100 victims moved out of the homes between November 2021- November 2022.

Did the victims moved out of the home from November 2021 - November 2022?			
States	Yes	No	Grand Total
Chhattisgarh	2		2
Gujarat	1		1
Tamil Nadu	6		6
Grand Total	9		9

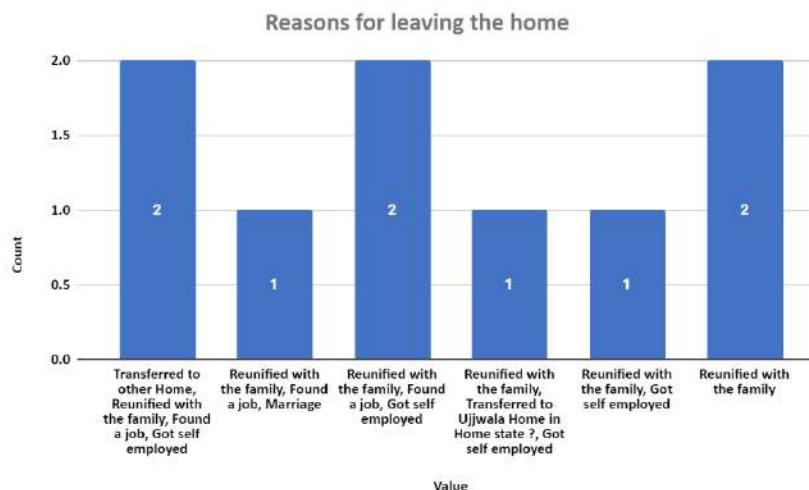
Table No. 4.2.209: Victims moved out of the home from November 2021 - November 2022 (Ujjawala Homes, Caretakers responses)

How many victims moved out of the home from November 2021 - November 2022?						
States	100 victims	11 victims	29 women 18 child	48 victims	56 victims	Grand Total
Chhattisgarh	2					2
Gujarat		1				1
Tamil Nadu			2	2	2	6
Grand Total	2	1	2	2	2	9

Table No. 4.2.210: Victims moved out of the home from November 2021 - November 2022 (Ujjawala Homes, Caretakers responses)

REASONS FOR LEAVING THE HOME

66.67% of the responses received from the caretakers mentioned that the common reasons for leaving the home were transferred to other homes, reunited with the family, got jobs, became self-employed, or got married.



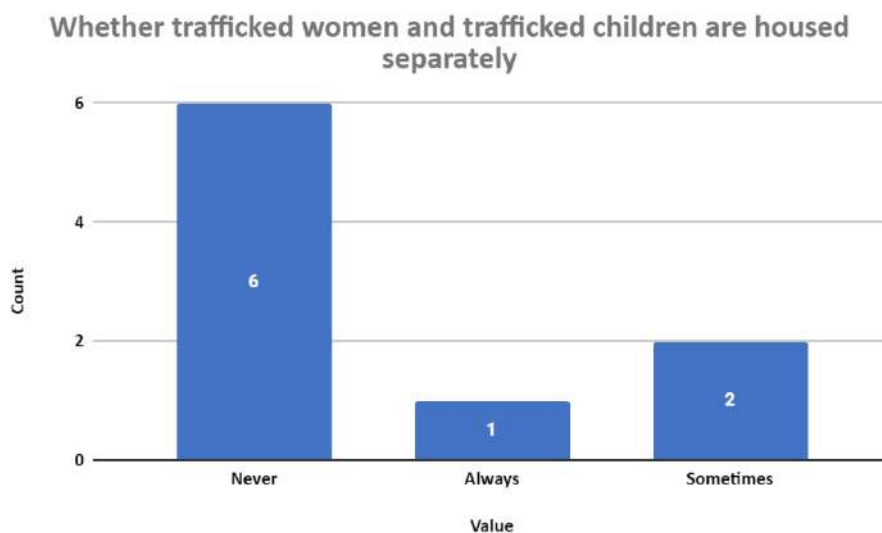
Graph no. 4.2.22: Reasons for leaving the home (Ujjawala Home, Caretakers responses)

Reasons for leaving the home?							
States	Reunified with the family	Reunified with the family, Found a job, Got self employed	Reunified with the family, Found a job, Marriage	Reunified with the family, Got self employed	Reunified with the family, Transferred to Ujjawala Home in Home state ?, Got self employed	Transferred to other Home, Reunified with the family, Found a job, Got self employed	Grand Total
Chhattisgarh	2						2
Gujarat			1				1
Tamil Nadu		2		1	1	2	6
Grand Total	2	2	1	1	1	2	9

Table No. 4.2.211: Reasons for leaving the home (Ujjawala Homes, Caretakers responses)

ARE TRAFFICKED WOMEN AND TRAFFICKED CHILDREN HOUSED SEPARATELY

66.67% of the responses received from the caretakers mentioned that trafficked women and children were never housed separately, 11.11% of the responses received from the caretakers mentioned that the trafficked women and children were always housed separately, and 22.22% of the responses received from caretakers mentioned that sometimes the trafficked women and children were housed separately.



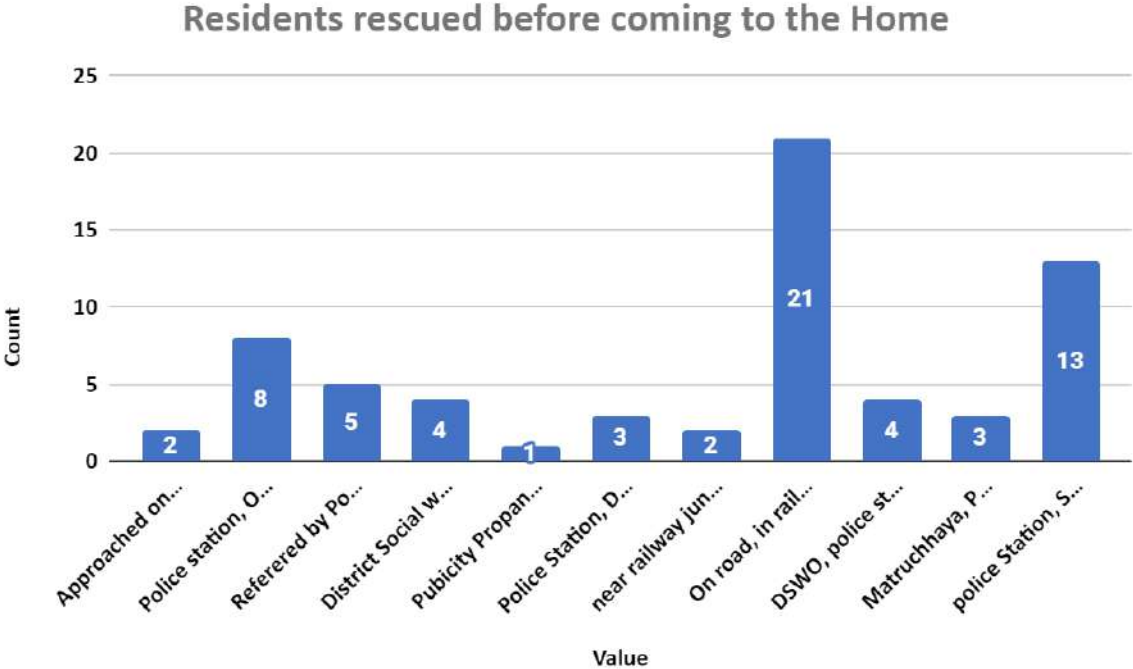
Graph No. 4.2.23: Separate house for trafficked women and children (Ujjawala Home, Caretakers responses)

Are the trafficked women and trafficked children housed separately?				
States	Always	Never	Sometimes	Grand Total
Chhattisgarh		2		2
Gujarat		1		1
Tamil Nadu	1	3	2	6
Grand Total	1	6	2	9

Table No. 4.2.212: Trafficked women and trafficked children housed separately (Ujjawala Homes, Caretakers responses)

FROM WHERE WERE THE RESIDENTS RESCUED BEFORE COMING TO THE HOME

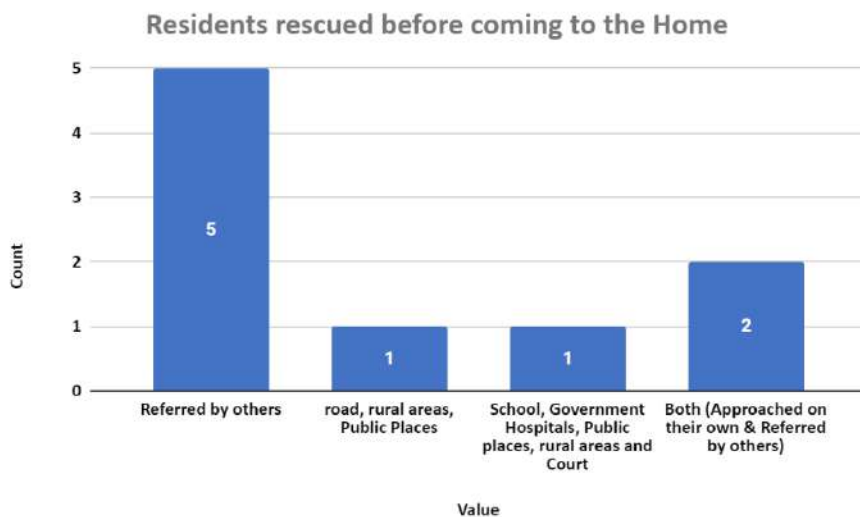
All the caretakers gave the following places commonly from where the residents were rescued before coming to the Swadhar Greh: District Social welfare, 181 helpline, referred by other Swadhar grey homes, One staff centre, Police DSWO, police station, OSC, Notice, Matruchhaya, Police Station, Railway Station, approached on their own, other NGO's due to domestic violence, On road, in railway station, in beach, brothels Police Station, DSW, One Stop, VAO and Village President Police station, One stop center, Collectorate, Family Counselling Center, Child Line, Women commission and NGO Pubicity Propanganda, Awareness program in the village, DSW, Referered by Police, 181 reference, inmates reference, NGO reference, One stop Centre, Child welfare Committee, District Social Welfare



Graph No. 4.2.24: Residents rescued before coming to the home (Swadhar Greh, Caretakers responses)

55.56% of the responses received from the Ujjawala Homes’ caretakers mentioned that residents were referred by others before coming to the home, 11.11% of the responses received from caretakers mentioned that the residents were rescued from roadside, rural, and public areas, and 11.11% of the responses received caretakers mentioned that the residents were

rescued from schools, government hospitals, public and rural areas, 22.22% of the responses received from caretakers mentioned that the residents approached the house on their own or were referred by others.



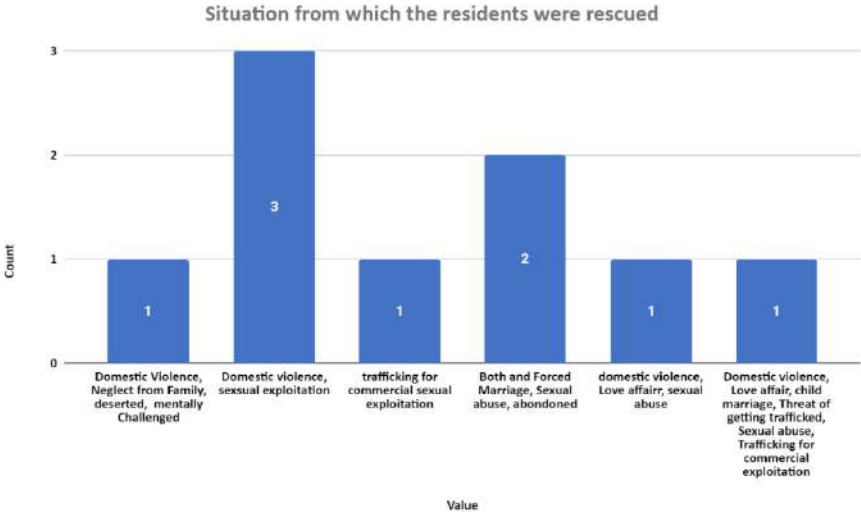
Graph No. 4.2.25: Residents rescued before coming to the home (Ujjawala Homes, Caretakers responses)

From where the residents rescued before coming to the Home?					
States	Both (Approached on their own & Referred by others)	Referr ed by others	road, rural areas, Public Places	School, Government Hospitals, Public places, rural areas and Court	Grand Total
Chhattisgarh	2				2
Gujarat		1			1
Tamil Nadu		4	1	1	6
Grand Total	2	5	1	1	9

Table No. 4.2.213: Residents rescued before coming to the Home (Ujjawala Homes, Caretakers responses)

THE SITUATION FROM WHICH THE RESIDENTS WERE RESCUED

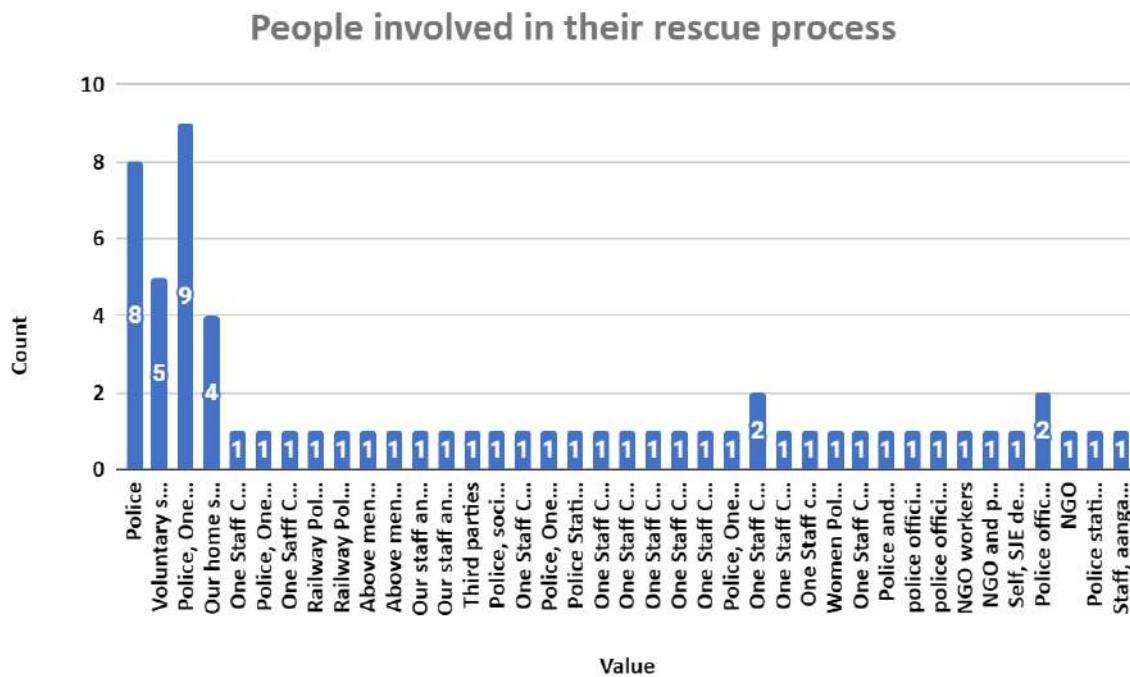
100% of the responses received from the caretakers mentioned the common reasons from which the residents were rescued as domestic violence, sexual abuse, neglected and deserted by their families, mentally challenged, trafficking for sexual exploitation, abandoned after marriage, love affairs and child marriage.



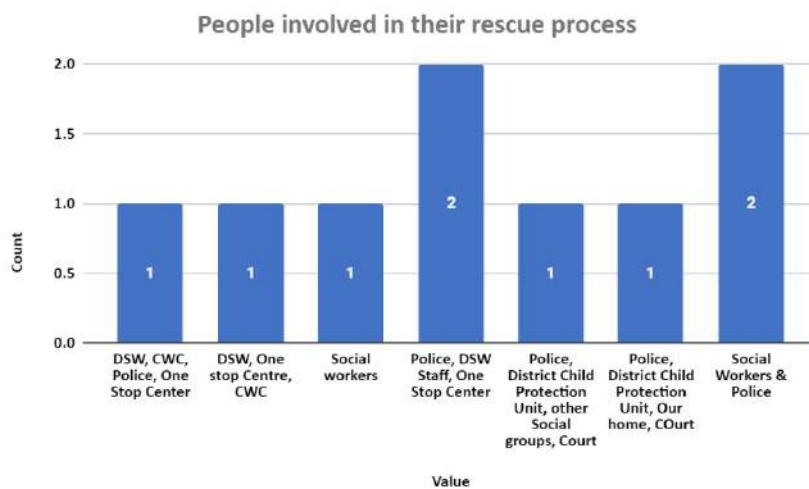
Graph No. 4.2.26: Situations from which residents were rescued (Ujjawala Homes, Caretakers responses)

INVOLVED IN RESCUE PROCESS

The Swadhar Greh caretakers mentioned that the people involved in the rescue process were usually, police, staff, social workers, NGO and sometimes third parties.



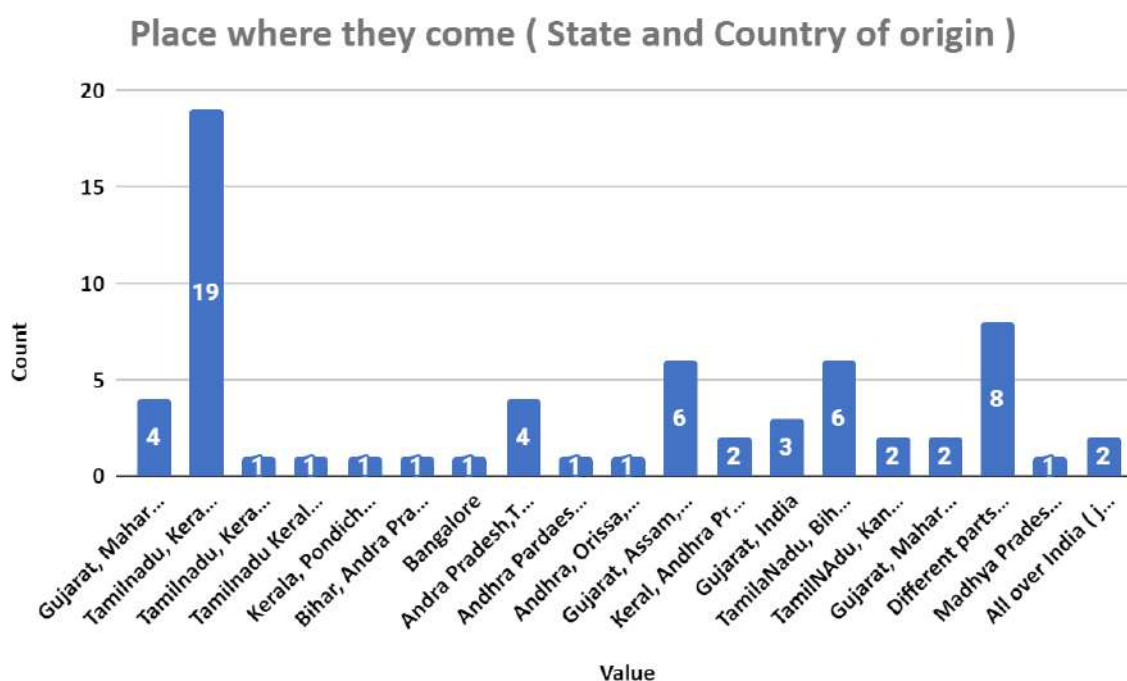
Graph No. 4.2.27: People involved in rescue process (Swadhar Greh, Caretakers responses)
 100% of the responses received from the Ujjawala Homes’ caretakers mentioned that the people involved in the rescue process were DSW, CWC, police, one-stop centre, social workers, district child protection centre, court and social groups.



Graph No. 4.2.28: People involved in rescue process (Ujjawala Homes, Caretakers responses)

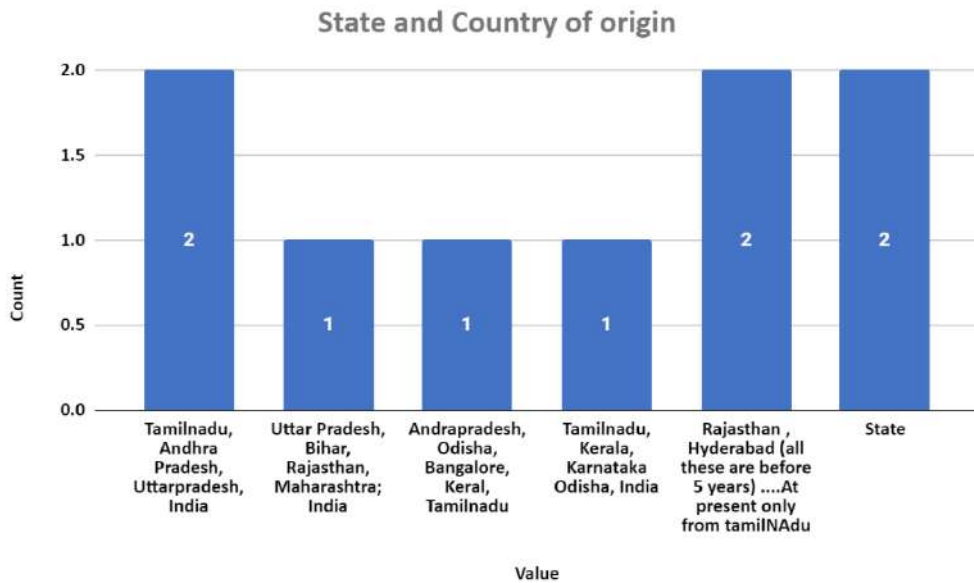
RESIDENTS PLACE OF ORIGIN

The caretakers of the Swadhar Greh and Ujjawala Homes create groups of inmates based on their (inmates) answers during the admission to respective Homes. Based on the classification provided by the caretakers, the inmates of Swadhar Greh came from all over India like Jharkhand, Orissa, Assam, Andhra Pradesh, Nagaland, Kerala, Bombay, Tamil Nadu, Maharashtra, Gujarat, Karnataka, Telangana, Chhattisgarh, Pondicherry, Calcutta, Madhya Pradesh and Rajasthan; but majority of them are from Tamil Nadu, Kerala and Karnataka.



Graph No. 4.2.29: Residents place of origin (Swadhar Greh, Caretakers responses)

100% of the responses received from the Ujjawala Homes caretakers mentioned that the residents were from various places of India namely Tamil Nadu, Andhra Pradesh, Uttar Pradesh, Bihar, Rajasthan, Maharashtra, Odisha, Kerala, Karnataka and Chhattisgarh.



Graph No. 4.2.30: Residents place of origin (Ujjawala Homes, Caretakers responses)

DOMICILE (STATE AND COUNTRY)

66.67% of the responses received from the Ujjawala Homes caretakers mentioned that the residents were from Tamil Nadu followed by Madhya Pradesh Gujarat and Chhattisgarh.

Domicile State					
States	Chhattisgarh, Pradesh, Gujarat	Madhya Pradesh, Gujarat	Madhya Pradesh and Gujarat	Tamil Nadu	Grand Total
Chhattisgarh	1		1		2
Gujarat				1	1
Tamil Nadu				6	6
(blank)					
Grand Total	1		1	6	9

Table No. 4.2.214: Domicile State (Ujjawala Homes, Caretakers responses)

SOCIAL BACKGROUND

Around 98.48% of the responses received from the Swadhar Greh caretakers mentioned that they did in fact seek information about the residents' social background always. While, 1.52% of the responses received from the Swadhar Greh caretaker said that the information about the residents' social background was sought sometimes.

Did you sought information on their social background?			
States	Always	Sometimes	Grand Total
Chhattisgarh	2		2
Gujarat	5	1	6
Rajasthan	11		11
Tamil Nadu	47		47
Grand Total	65	1	66

Table No. 4.2.215: Information on their social background (Swadhar Greh, Caretakers responses)

100% of the responses received from the Ujjawala Homes' caretakers in all four states mentioned that the residents' background check was always done before they were admitted to the homes.

Did you sought information on their social background?		
States	Always	Grand Total
Chhattisgarh	2	2
Gujarat	1	1
Tamil Nadu	6	6
Grand Total	9	9

Table No. 4.2.216: Information on their social background (Ujjawala Homes, Caretakers responses)

CAUSE OF DISTRESS

97% of the responses received from the Swadhar Greh caretakers mentioned that they always sought information on the cause of their distress and 3.03% of the responses received from the caretakers (Gujarat) mentioned that sometimes they sought information on the cause of their distress.

Did you sought information on their cause of distress?			
States	Always	Sometimes	Grand Total
Chhattisgarh	2		2
Gujarat	4	2	6
Rajasthan	11		11
Tamil Nadu	47		47
Grand Total	64	2	66

Table No. 4.2.217: Information on cause of distress (Swadhar Greh, Caretakers responses)

100% of the responses received from the Ujjawala Homes caretakers, in all four states, mentioned that their cause of distress was always asked.

Did you sought information on their cause of distress?		
States	Always	Grand Total
Chhattisgarh	2	2
Gujarat	1	1
Tamil Nadu	6	6
Grand Total	9	9

Table No. 4.2.218: Information on cause of distress (Ujjawala Homes, Caretakers responses)

SPECIALIZED INTERVIEW CONDUCTED BY THE COUNSELLOR BEFORE THEIR ADMISSION

92.42% of the responses received from the Swadhar Greh caretakers mentioned that a specialized interview was always conducted by the counsellor before their admission. 6.06% of the responses received from the caretakers mentioned that sometimes the interview was conducted and 1.52% of the responses received mentioned that it was rarely taken.

Was a specialized interview conducted by the counsellor before their admission?				
States	Always	Rarely	Sometimes	Grand Total
Chhattisgarh	2			2
Gujarat	5		1	6
Rajasthan	10	1		11
Tamil Nadu	44		3	47
Grand Total	61	1	4	66

Table No. 4.2.219: Specialized interview conducted by the counsellor before their admission

(Swadhar Greh, Caretakers responses)

100% of the responses received from the Ujjawala Homes' caretakers in four states mentioned that a specialized interview was always conducted by the counsellor before their admission.

Was a specialized interview conducted by the counsellor before their admission?		
States	Always	Grand Total
Chhattisgarh	2	2
Gujarat	1	1
Tamil Nadu	6	6
Grand Total	9	9

Table No. 4.2.220: Specialized interview conducted by the counsellor before their admission (Ujjawala Homes, Caretakers responses)

CASE FILES ON THE WOMEN ADMITTED

Around 97% of the responses received from the Swadhar Greh caretakers mentioned that case files were always maintained on the women admitted, 1.52% of the responses received mentioned that sometimes the case files were maintained, and 1.52% of the responses received said that case files were rarely maintained.

Are the case files maintained on the women admitted?				
States	Always	Rarely	Sometimes	Grand Total
Chhattisgarh	2			2
Gujarat	5		1	6
Rajasthan	11			11
Tamil Nadu	46	1		47
Grand Total	64	1	1	66

Table No. 4.2.221: Case files maintained on the women admitted (Swadhar Greh,, Caretakers responses)

100% of the responses received from the Ujjawala Homes' caretakers in four states mentioned that every resident's case files were always mentioned.

Are the case files maintained on the women admitted?		
States	Always	Grand Total
Chhattisgarh	2	2
Gujarat	1	1
Tamil Nadu	6	6
Grand Total	9	9

Table No. 4.2.222: Case files maintained on the women admitted (Ujjawala Homes, Caretakers responses)

100% of the responses received from the Ujjawala Homes' caretakers of all four states cited common information that the case files contained. The information included was family background, circumstances leading to trafficking, photographs of the residents, age and address proofs, medical records, legal documents, FIR history, counselling reports, verification report, follow-up report, social workers reports.

What does the case file contain related to the residents?					
States	Family background, Circumstances leading to trafficking, Age proof, Address proof, Medical records, Legal documents, FIR / Complaint Copy, Counselling reports, Social workers' reports, Home verification report, Follow up report	Family background, Circumstances leading to trafficking, Resident's photograph, Age proof, Address proof, Legal documents, FIR / Complaint Copy, Counselling reports, Social workers' reports, Home verification report, Follow up report	Family background, Circumstances leading to trafficking, Resident's photograph, Age proof, Address proof, Medical records, Legal documents, FIR / Complaint Copy, Counselling	Family background, Resident's photograph, Age proof, Address proof, Medical records, Legal documents, FIR / Complaint Copy, Counselling reports, Social workers' reports, Home verification report, Follow up report	Grand Total

			g reports, Social workers' reports, Home verification report, Follow up report		
Chhattisgarh				2	2
Gujarat			1		1
Tamil Nadu	2	2	2		6
Grand Total	2	2	3	2	9

Table No. 4.2.223: Case file contain related to the residents (Ujjawala Homes, Caretakers responses)

FOLLOW UP OF RESIDENT REUNITED WITH THE FAMILY

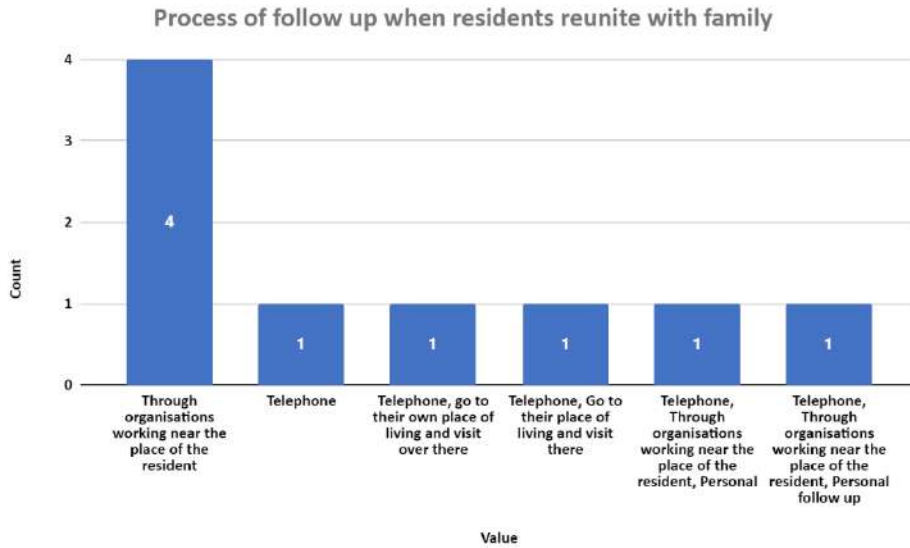
100% of the responses received from the Ujjawala Homes' caretakers of all four states mentioned that the follow-up was always done in case the resident reunited with the family.

In case the resident reunited with the family, was the follow up done with the residents?		
States	Always	Grand Total
Chhattisgarh	2	2
Gujarat	1	1
Tamil Nadu	6	6
Grand Total	9	9

Table No. 4.2.224: Resident reunited with the family, was the follow up done with the residents

(Ujjawala Homes, Caretakers responses)

100% of the responses received from the Ujjawala Homes caretakers cited common reasons of follow up like through organizations working near the place of the residents, telephone, going and personally visiting them etc.



Graph No. 4.2.31: Process of follow up, post reunity (Ujjawala Homes, Caretakers responses)

If it is done, then how is it done?							
States	Telephone	Telephone, go to their own place of living and visit over there	Telephone, Go to their place of living and visit there	Telephone, Through organisations working near the place of the resident, Personal	Telephone, Through organisations working near the place of the resident, Personal follow up	Through organisations working near the place of the resident	Grand Total
Chhattisgarh				1	1		2
Gujarat	1						1
Tamil Nadu		1	1			4	6
Grand Total	1	1	1	1	1	4	9

Table No. 4.2.225: How is it done (Ujjawala Homes, Caretakers responses)

CONFIDENTIALITY OF THE FILES

33.33% of the responses received from the Ujjawala Homes caretakers (1 in Gujarat and 2 in Tamil Nadu) mentioned that the confidential files were kept in the locker, 22.22% of the responses received from caretakers (Tamil Nadu) mentioned that the confidential files were kept in a safety locker and only the project director could access, and 22.22% of the responses received from caretakers (Chhattisgarh) only authorised persons could access and documents were not shown to anyone without official permission.

How is the confidentiality of the files, related to the residents, maintained?					
States	Documents are Not shown to anyone without official permission	Files are kept in the locker	In a safety locker and is only accessed by the Project Director	Only authorised person can access	Grand Total
Chhattisgarh	2				2
Gujarat		1			1
Tamil Nadu		2	2	2	6
Grand Total	2	3	2	2	9

Table No. 4.2.226: How is it done (Ujjawala Homes, Caretakers responses)

ATTENDANCE REGISTER MAINTAINED FOR THE RESIDENTS

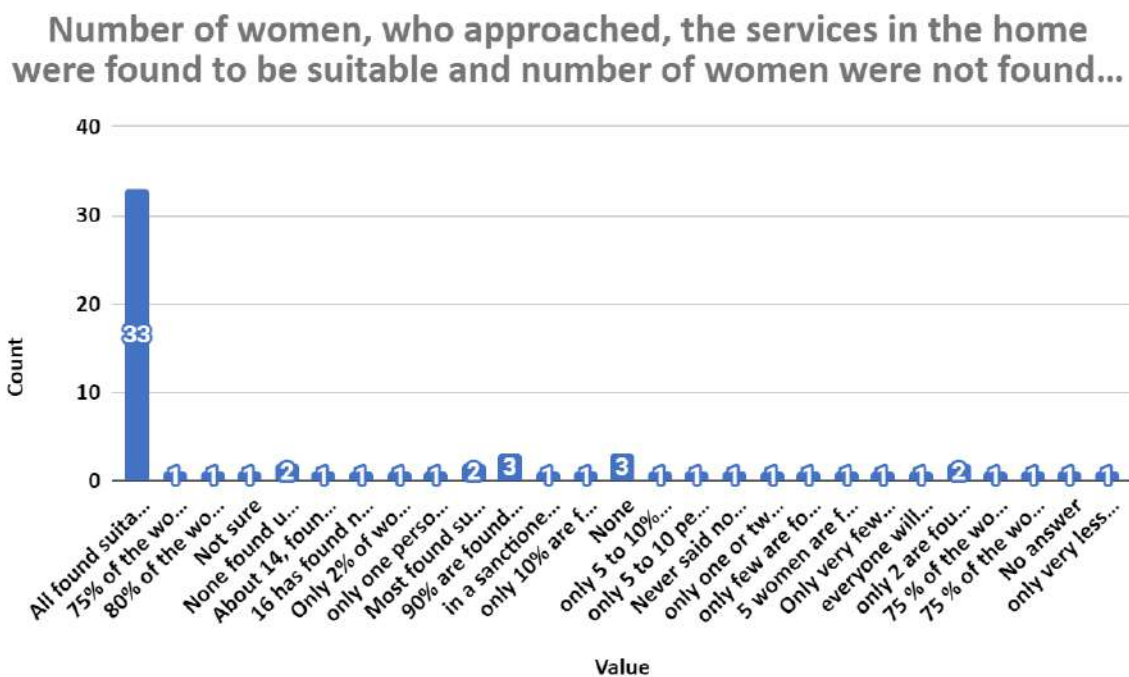
100% of the responses received from the Ujjawala Homes caretakers in all four states mentioned that the attendance register was always maintained for the residents.

Is the attendance register maintained for the residents?		
States	Always	Grand Total
Chhattisgarh	2	2
Gujarat	1	1
Tamil Nadu	6	6
Grand Total	9	9

Table No. 4.2.227: Attendance register maintained for the residents (Ujjawala Homes, Caretakers responses)

SUITABILITY

50% of the responses received from the Swadhar Greh caretakers commonly mentioned that all the women found the services suitable in the home.



Graph No. 4.2.32: Suitability of Services in Homes (Swadhar Greh, Caretakers responses)

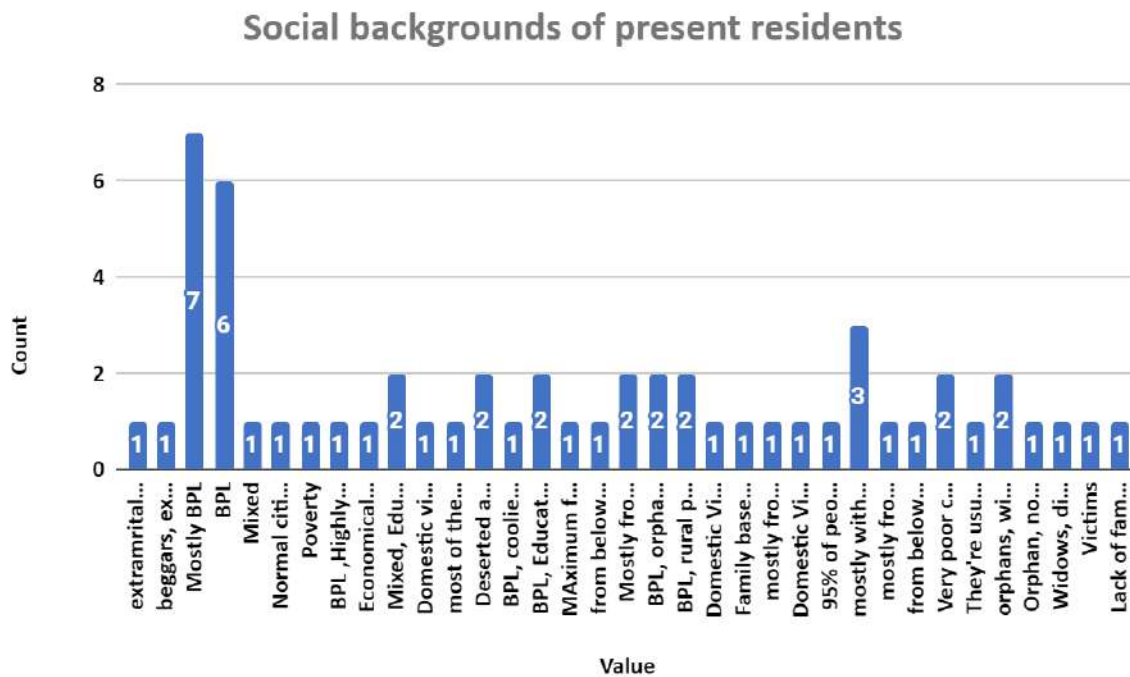
Total 66.67% of the responses received from the Ujjawala Homes' caretakers mentioned that home was always suitable for women who approached their services, 11.11% of the responses received from caretakers (Tamil Nadu) mentioned that there was no privacy, No separate room, No usage of mobile Phone etc. and 22.22% of the responses received caretakers (Tamil Nadu) mentioned that mentally retarded persons are found not suitable for home.

For how many women, who approached, the services in the home were found to be suitable and for how many they were Not found to be suitable?				
States	Always found suitable	Few felt that No privacy, No separate room, No usage of mobile Phone etc	Mentally retarded persons are found not suitable for home	Grand Total
Chhattisgarh	2			2
Gujarat	1			1
Tamil Nadu	3	1	2	6
(blank)				
Grand Total	6	1	2	9

Table No. 4.2.228: Women, who approached, the services in the home were found to be suitable and for how many they were Not found to be suitable (Ujjawala Homes, Caretakers responses)

SOCIAL BACKGROUNDS

100% of the responses received from the Swadhar Greh caretakers mentioned common reasons for the social backgrounds of present residents as all from lower middle-class, BPL, abandoned by families, trafficked, abused, deserted, domestic violence victims, sex workers from below the poverty line without economic support, and belonging to orphanages.



Graph No. 4.2.33: Social background of present inmates (Swadhar Greh, Caretakers responses)

100% of the responses received from the Ujjawala Homes’ caretakers mentioned common reasons for the social backgrounds of present residents as all from lower middle-class, BPL, abandoned by families, trafficked, abused, Deserted, Domestic Violence Victims, Sex Workers from below the poverty line without economic support, and belonging to orphanages.

What are the social backgrounds of present residents?									
States	All from lower middle class	BPL, Abandoned, trafficked, abused	Deserted, BPL	Domestic Violence Victims, Sex Workers	From below poverty line without economic support, orphanages	Middle and Lower Class	Mixed	Mostly from poverty line, orphanages	Grand Total
Chhattisgarh	1					1			2
Gujarat				1					1
Tamil Nadu		1	2		1		1	1	6
Grand Total	1	1	2	1	1	1	1	1	9

Table No. 4.2.229: Social backgrounds of present residents (Ujjawala Homes, Caretakers responses)

MAINTENANCE OF REGISTER

100% of the responses received from the Swadhar Greh caretakers mentioned that a register was maintained which contained information on the women admitted.

Is a register maintained containing information on the women admitted?		
States	Yes	Grand Total
Chhattisgarh	2	2
Gujarat	6	6
Rajasthan	11	11
Tamil Nadu	47	47
Grand Total	66	66

Table No. 4.2.230: Register maintained containing information on the women admitted (Swadhar Greh, Caretakers responses)

100% of the responses received from the Ujjawala Homes' caretakers in all four states mentioned that a register containing information on the women admitted was maintained.

Is a register maintained containing information on the women admitted?		
States	Yes	Grand Total
Chhattisgarh	2	2
Gujarat	1	1
Tamil Nadu	6	6
Grand Total	9	9

Table No. 4.2.231: Register maintained containing information on the women admitted (Ujjawala Homes, Caretakers responses)

PLAN OF ACTION FOR REHABILITATION

Approx 97% of the responses received from the Swadhar Greh caretakers mentioned that there was always a plan of action for the rehabilitation of each of the resident and her children, and 3.03% of the responses received said that sometime it was present.

Is a plan of action for the rehabilitation of each of the resident and her children maintained?			
States	Always	Sometimes	Grand Total
Chhattisgarh	2		2
Gujarat	5	1	6
Rajasthan	10	1	11
Tamil Nadu	47		47
Grand Total	64	2	66

Table No. 4.2.232: Plan of action for the rehabilitation of each of the resident and her children maintained (Swadhar Greh, Caretakers responses)

100% of the responses received from the Ujjawala Homes' caretakers in all four states mentioned that the rehabilitation of each of the resident and her children maintained.

Is a plan of action for the rehabilitation of each of the resident and her children maintained?		
States	Always	Grand Total
Chhattisgarh	2	2
Gujarat	1	1
Tamil Nadu	6	6
Grand Total	9	9

Table No. 4.2.233: Plan of action for the rehabilitation of each of the resident and her children maintained (Swadhar Greh, Caretakers responses)

Around 98.48% of the responses received from Swadhar Greh caretakers mentioned that the record of the steps taken for their rehabilitation was maintained and 1.52% of the responses received from (Gujarat) said that sometimes it was maintained.

Is the record of the steps taken for their rehabilitation maintained?			
States	Always	Sometimes	Grand Total
Chhattisgarh	2		2
Gujarat	5	1	6
Rajasthan	11		11
Tamil Nadu	47		47
Grand Total	65	1	66

Table No. 4.2.234: Record of the steps taken for their rehabilitation maintained (Swadhar Greh, Caretakers responses)

100% of the responses received from the Ujjawala Homes' caretakers mentioned that the record of the steps taken for the residents were rehabilitation maintained.

Is the record of the steps taken for their rehabilitation maintained?		
States	Always	Grand Total
Chhattisgarh	2	2
Gujarat	1	1
Tamil Nadu	6	6
Grand Total	9	9

Table No. 4.2.235: Record of the steps taken for their rehabilitation maintained (Ujjawala Homes, Caretakers responses)

INFORMATION OF VICTIMS

About 68% of the responses received from the Swadhar Greh caretakers mentioned that the information of victims admitted was always sent to the nearest police station, 21.21% of the responses received from caretakers said that sometimes it was sent, 1.52% of the responses received said it was sent rarely and 9.10% of the responses received said that the information was never sent.

Is the Information of victims admitted sent to the nearest police station?					
States	Always	Never	Rarely	Sometimes	Grand Total
Chhattisgarh	2				2
Gujarat	4		1	1	6
Rajasthan	10			1	11
Tamil Nadu	29	6		12	47
Grand Total	45	6	1	14	66

Table No. 4.2.236: Information of victims admitted sent to the nearest police station (Swadhar Greh, Caretakers responses)

44.44% of the responses received from the Ujjawala Homes' caretakers mentioned that information is always sent, 33.33% of the responses received stated never, and 22.22% of the responses received sometimes.

Is the information of victims admitted sent to the nearest police station?				
States	Always	Never	Sometimes	Grand Total
Chhattisgarh	2			2
Gujarat		1		1
Tamil Nadu	2	2	2	6
Grand Total	4	3	2	9

Table No. 4.2.237: Information of victims admitted sent to the nearest police station (Ujjawala Homes, Caretakers responses)

The common answer cited by all the Swadhar Greh caretakers was that the information about the residents was sent to the police station within 24 hours.

66.67% of the responses received from the Ujjawala Homes' caretakers mentioned that as early as possible the admission information of the residents was sent to the police station, 11.11% of the responses received from the caretaker mentioned that sometimes the information was sent to the police station and 22.22% of the responses received from the caretakers mentioned that within 24 hours the information was sent to the police station.

Within how many hours of their admission this information is sent to the Police Station?				
States	As early as possible	Sometimes	Within 24 Hours	Grand Total
Chhattisgarh			2	2
Gujarat	1			1
Tamil Nadu	5	1		6
Grand Total	6	1	2	9

Table No. 4.2.238: Hours of their admission this information is sent to the Police Station (Ujjawala Homes, Caretakers responses)

About 95% of the responses received from the Swadhar Greh caretakers mentioned that the acknowledgement copy of the FIR was always kept, 22.22% of the responses received mentioned that sometimes it was kept and 11.11% of the responses received mentioned that it was never kept.

Is the acknowledgement/copy of the FIR is kept?				
States	Always	Never	Sometimes	Grand Total
Chhattisgarh			2	2
Gujarat	6			6
Rajasthan	11			11
Tamil Nadu	46	1		47
Grand Total	63	1	2	66

Table No. 4.2.239: Acknowledgement/copy of the FIR is kept (Swadhar Greh, Caretakers responses)

100% of the responses received from the Ujjawala Homes' caretakers mentioned that the acknowledgment copy of the FIR was always kept in records.

Is the acknowledgement/copy of the FIR is kept?		
States	Always	Grand Total
Chhattisgarh	2	2
Gujarat	1	1
Tamil Nadu	6	6
Grand Total	9	9

Table No. 4.2.240: Acknowledgement/copy of the FIR is kept (Ujjawala Homes, Caretakers responses)

About 68% of the responses received from the Swadhar Greh caretakers said that the information of the discharge of the resident is always given to the police station, 9.1% of the responses received said that the information was never given, 3.03% of the responses received said that the information was rarely given and 19.7% of the responses received mentioned that the information regarding discharge of the residents was sometimes given to the police station.

Is the information of the discharge of the resident given to the police station?					
States	Always	Never	Rarely	Sometimes	Grand Total
Chhattisgarh	2				2
Gujarat	2			4	6
Rajasthan	6	3	2		11
Tamil Nadu	35	3		9	47
Grand Total	45	6	2	13	66

Table No. 4.2.241: Information of the discharge of the resident given to the police station (Swadhar Greh, Caretakers responses)

44.44% of the responses received from the Ujjawala Homes' caretakers mentioned that the information on the discharge of the resident given to the police station, 11.11% of the responses received from caretakers mentioned that the information on the discharge of the resident was never given to the police station and 44.44% of the responses received from caretakers

mentioned that information on the discharge of the resident was sometimes given to the police station.

Is the information of the discharge of the resident given to the police station?				
States	Always	Never	Sometimes	Grand Total
Chhattisgarh			2	2
Gujarat		1		1
Tamil Nadu	4		2	6
Grand Total	4	1	4	9

Table No. 4.2.242: Information of the discharge of the resident given to the police station (Ujjawala Homes Caretakers responses)

Approx 95% of the responses received from the Swadhar Greh caretakers mentioned that the information is given to the same police station, 3.03% of the responses received mentioned that sometimes the information is given to the same police station and 1.52% of the responses received mentioned that the information is never given.

If it is given, then is it given to the same police station?				
States	Always	Never	Sometimes	Grand Total
Chhattisgarh	2			2
Gujarat	4		2	6
Rajasthan	11			11
Tamil Nadu	46	1		47
Grand Total	63	1	2	66

Table No. 4.2.243: Given to the same police station (Swadhar Greh Caretakers responses)

66.67% of the responses received from the Ujjawala Homes' caretakers mentioned that information of the discharge of the resident was always given to the same police station, 11.11% of the responses received from caretaker in Gujarat mentioned that it was never shared with the same police station and 22.22% of the responses received from caretakers mentioned that it was sometimes shared with the same police station.

If it is given, then is it given to the same police station?				
States	Always	Never	Sometimes	Grand Total
Chhattisgarh			2	2
Gujarat		1		1
Tamil Nadu	6			6
Grand Total	6	1	2	9

Table No. 4.2.244: Given to the same police station (Ujjawala Homes, Caretakers responses)

POLICE COMPLAINT IN CASE OF DEATH OR RUNAWAY/MISSING CASES

88.89% of the responses received from caretakers mentioned that in case of death or runaway/missing cases a police complaint was always lodged and 11.11% of the responses received from caretaker mentioned that it was not done.

In case of death or runaway/missing cases, whether police complaint has been lodged?			
States	Always	Never	Grand Total
Chhattisgarh	2		2
Gujarat		1	1
Tamil Nadu	6		6
Grand Total	8	1	9

Table No. 4.2.245: Police complaint has been lodged (Ujjawala Homes, Caretakers responses)

SEPARATE CASE REGISTER MAINTAINED FOR CHILDREN

Around 77% of the responses received from Swadhar Greh caretakers mentioned that a separate case register was maintained for the children and 22.73% of the responses received mentioned that a separate case register was not maintained for the children.

Is a separate case register maintained for the children?			
States	No	Yes	Grand Total
Chhattisgarh		2	2
Gujarat	2	4	6
Rajasthan	2	9	11
Tamil Nadu	11	36	47
Grand Total	15	51	66

Table No. 4.2.246: Separate case register for Children (Swadhar Greh, Caretakers responses)

77.78% of the responses received from the Ujjawala Homes' caretakers mentioned that a separate case register was maintained for the children and all the caretakers in Chhattisgarh disagreed that a separate case register was not maintained.

Is a separate case register maintained for the children?			
States	No	Yes	Grand Total
Chhattisgarh	2		2
Gujarat		1	1
Tamil Nadu		6	6
Grand Total	2	7	9

Table No. 4.2.247: Separate case register for Children (Ujjawala Homes, Caretakers responses)

INFORMATION ON THE EXPENDITURE INCURRED ON THEIR ACTIVITIES MAINTAINED IN IT

87.88% of the responses received from the Swadhar Greh caretakers mentioned that the information on the expenditure incurred on the residents' activities was always maintained, 9.09% of the responses received said that it was never maintained and 3.03% of the responses received said that it was sometimes maintained

Is the information on the expenditure incurred on their activities maintained in it?				
States	Always	Never	Sometimes	Grand Total
Chhattisgarh	2			2
Gujarat	5		1	6
Rajasthan	8	2	1	11
Tamil Nadu	43	4		47
Grand Total	58	6	2	66

Table No. 4.2.248: Information on expenditure incurred (Swadhar Greh, Caretakers responses)

100% of the responses received from the Ujjawala Homes' caretakers in all four states mentioned that the information on the expenditure of the activities of the residents was regularly maintained.

Is the information on the expenditure incurred on their activities maintained in it?		
States	Always	Grand Total
Chhattisgarh	2	2
Gujarat	1	1
Tamil Nadu	6	6
Grand Total	9	9

Table No. 4.2.249: Information on expenditure incurred (Ujjawala Homes, Caretakers responses)

RECORD OF THE VALUABLES WHICH THE WOMEN BRING WITH THEM

93.94% of the responses received from the Swadhar Greh caretakers mentioned that they maintained a record of the valuables which the women brought with them, 3.03% of the responses received from caretakers mentioned that they didn't keep record and 1.52% of the responses received were unsure of their opinion.

Is there a record of the valuables which the women bring with them?				
States	Maybe	No	Yes	Grand Total
Chhattisgarh			2	2
Gujarat	1		5	6
Rajasthan	1	1	9	11
Tamil Nadu		1	46	47
Grand Total	2	2	62	66

Table No. 4.2.250: Record of Valuables (Swadhar Greh, Caretakers responses)

100% of the responses received from the Ujjawala Homes' caretakers in all four states mentioned that the record of valuables was maintained which the residents brought with them.

Is there a record of the valuables which the women bring with them?		
States	Yes	Grand Total
Chhattisgarh	2	2
Gujarat	1	1
Tamil Nadu	6	6
Grand Total	9	9

Table No. 4.2.251: Record of Valuables (Ujjawala Homes, Caretakers responses)

ENTRIES IN IT COUNTER SIGNED BY THE RESIDENT SUPERINTENDENT AND THE RESIDENT

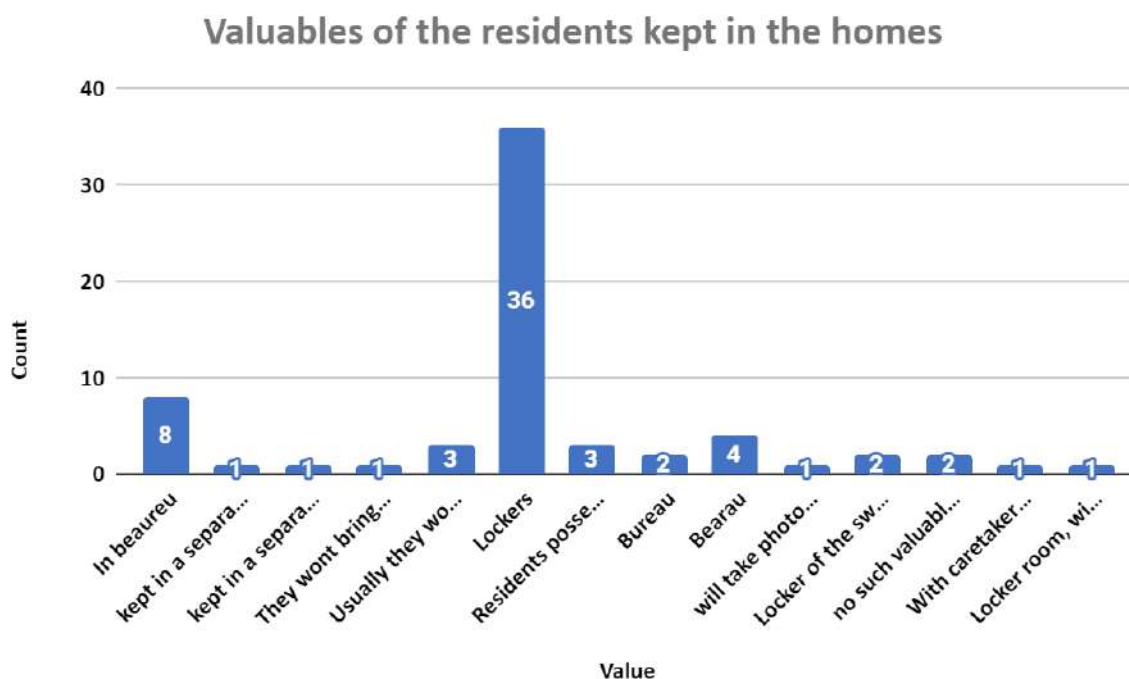
98.45% of the responses received from the Swadhar Greh caretakers mentioned that the entries in the counter are signed by the resident superintendent and the resident and 1.52% of the responses received mentioned that it was sometimes maintained.

Are the entries in it countersigned by the Resident Superintendent and the resident?			
States	Always	Sometimes	Grand Total
Chhattisgarh	2		2
Gujarat	6		6
Rajasthan	10	1	11
Tamil Nadu	47		47
Grand Total	65	1	66

Table No. 4.2.252: Counter signature on entries (Swadhar Greh, Caretakers responses)

VALUABLES OF THE RESIDENTS KEPT IN THE HOMES

The common answers given by the Swadhar Greh caretakers regarding the valuables of the resident and where it was kept was : Bureau, kept in a separate locked room, kept in almirah, Locker room, Residents possessed them, they won't bring any valuables, photo of the valuables was taken and keep it in a locker which was controlled by the caretaker and staff members.



Graph No. 4.2.34: Valuables of the residents (Swadhar Greh, Caretakers responses)

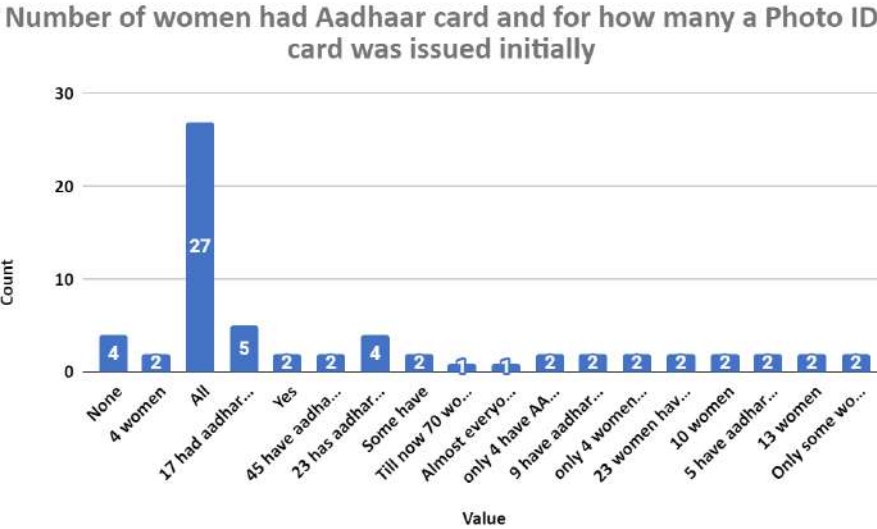
77.78% of the responses received from the Ujjawala Homes’ caretakers mentioned that the valuables of the residents were kept in the lockers, 11.11% of the responses received from caretakers mentioned that the valuables of the residents were kept in the office and 11.11% of the responses received from caretakers mentioned that the valuables were kept in the project managers locker.

How are the valuables of the residents kept in the homes?				
States	Kept in office	Lockers	Resident Locker	Grand Total
Chhattisgarh		2	1	2
Gujarat		1		1
Tamil Nadu	1	4		6
Grand Total	1	7	1	9

Table No. 4.2.253: Valuables of the residents (Ujjawala Homes, Caretakers responses)

NUMBER OF WOMEN HAVING AN AADHAAR CARD AND FOR HOW MANY PHOTO ID CARD WAS ISSUED

40.91% of the responses received from the Swadhar Greh caretakers mentioned that the women had Aadhaar card with them, some didn’t have and some had applied for it were the common answers cited by the residents.



Graph No. 4.2.35: Aadhar Card or Photo ID (Swadhar Greh, Caretakers responses)

77.79% of the responses received from the Ujjawala Homes caretakers mentioned that all women had an Aadhaar card with them and 22.22% of the responses received mentioned that 34 women had an Aadhaar card from November 2021 to November 2022, no photo ID card was issued initially.

How many women had Aadhaar card and for how many a Photo ID card was issued initially?			
States	34 women had Aadhaar card till November 2021 to November 2022, No photo id card was issued initially	All have an Aadhaar Card	Grand Total
Chhattisgarh	2		2
Gujarat		1	1
Tamil Nadu		6	6
Grand Total	2	7	9

Table No. 4.2.254: Aadhaar Card or Photo ID (Ujjawala Homes, Caretakers responses)

SATISFACTION WITH THE PROCESS OF REHABILITATION FOR THE RESIDENTS

34.85% of the responses received from the Swadhar Greh caretakers were highly satisfied with the process of rehabilitation for the residents, 63.64% of the responses received were moderately satisfied and 1.52% of the responses received were neutral in their opinion.

Are you satisfied with the process of rehabilitation for the residents?				
States	Highly satisfied	Moderately satisfied	Neutral	Grand Total
Chhattisgarh	1	1		2
Gujarat	3	3		6
Rajasthan	5	5	1	11
Tamil Nadu	14	33		47
Grand Total	23	42	1	66

Table No. 4.2.255: Satisfied with process of rehabilitation (Swadhar Greh, Caretakers responses)

44.44% of the responses received from the Ujjawala Homes' caretakers in Tamil Nadu were highly satisfied and 55.56% of the responses received were moderately satisfied with the rehabilitation process of the residents

Are you satisfied with the process of rehabilitation for the residents?			
States	Highly satisfied	Moderately satisfied	Grand Total
Chhattisgarh		2	2
Gujarat		1	1
Tamil Nadu	4	2	6
Grand Total	4	5	9

Table No. 4.2.256: Satisfied with process of rehabilitation (Ujjawala Homes, Caretakers responses)

50% of the responses received from the Swadhar Greh caretakers cited that they were not fully satisfied with the resident's re-integration with the society due to less funds and 50% of the responses received mentioned that funds haven't been given for 2 years

If not satisfied, then specify the reasons which according to you make it uncomfortable for the residents to re-integrate with the society?			
States	Because of less funds	Funds haven't given for 2 years	Grand Total
Chhattisgarh			
Gujarat			
Rajasthan			
Tamil Nadu	1	1	2
Grand Total	1	1	2

Table No. 4.2.257: Reasons which make it uncomfortable for the residents to re-integrate with the society (Swadhar Greh, Caretakers responses)

44.44% of the responses received from the Ujjawala Homes caretakers didn't cite any reasons and 55.56% of the responses received from caretakers cited the reasons for making reintegration with society difficult as lack of sufficient funds

If Not satisfied, then specify the reasons which according to you make it uncomfortable for the residents to re-integrate with the society.			
States	No	The only Problem is Not being given the grant	Grand Total
Chhattisgarh		2	2
Gujarat		1	1
Tamil Nadu	4	2	6
Grand Total	4	5	9

Table No. 4.2.258: Reasons which make it uncomfortable for the residents to re-integrate with the society (Ujjawala Homes, Caretakers responses)

Was it done keeping in mind their mental and physical well-being?

100% of the responses received from the Swadhar Greh caretakers mentioned that the rehabilitation was done keeping in mind the residents' mental and physical well-being

Was it done keeping in mind their mental and physical well-being?		
States	Yes	Grand Total
Chhattisgarh	2	2
Gujarat	6	6
Rajasthan	11	11
Tamil Nadu	47	47
Grand Total	66	66

Table No. 4.2.259: Re-integration done keeping in mind the mental and physical well-being (Swadhar Greh, Caretakers responses)

100% of the responses received from the Ujjawala Homes caretakers agreed that reintegration with the society was done keeping in mind their mental and physical well-being.

Was it done keeping in mind their mental and physical well-being?		
States	Yes	Grand Total
Chhattisgarh	2	2
Gujarat	1	1
Tamil Nadu	6	6
Grand Total	9	9

Table No. 4.2.260: Re-integration done keeping in mind the mental and physical well-being (Ujjawala Homes, Caretakers responses)

CHALLENGES FACED BY THE AGENCY WHILE ATTEMPTING TO HELP VICTIMS OF HUMAN TRAFFICKING

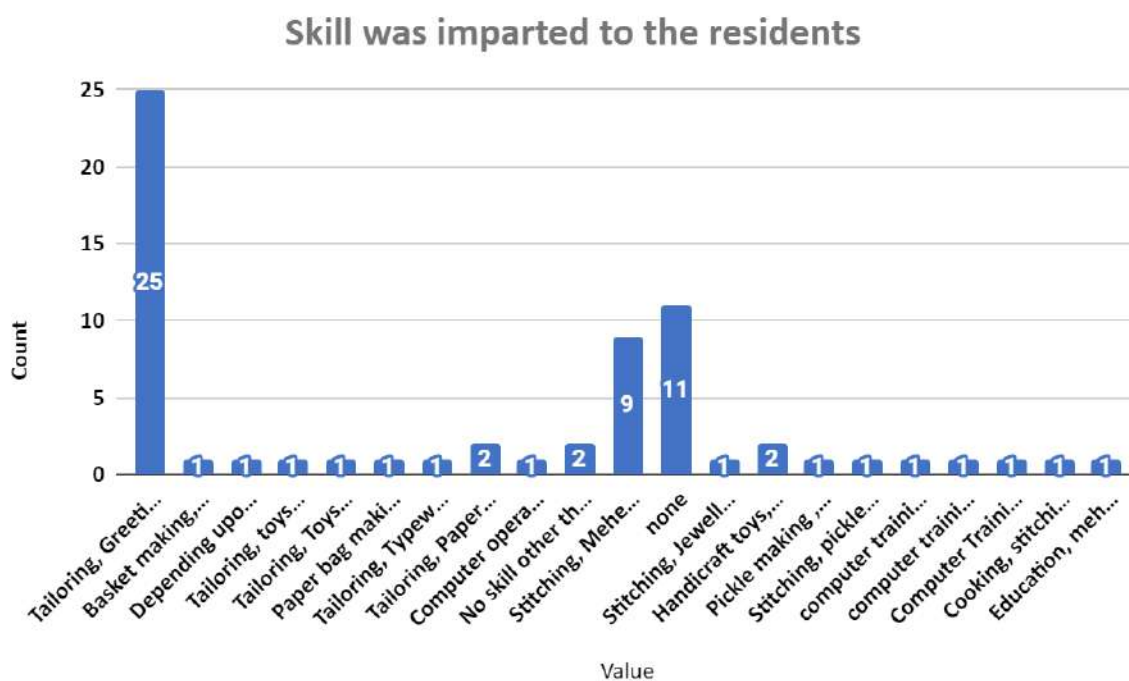
100% of the responses received from the Ujjawala Homes' caretakers cited common reasons like, insufficient rehabilitation provisions for victims, Lack of community support for rescued victims, Lack of protection for victims of domestic abuse, Human Trafficking cases, and slow judicial process as challenges the agency faced while attempting to help the victims of human trafficking.

What are the challenges the agency faced while attempting to help victims of human trafficking?									
States	Insufficient rehabilitation provisions for victims, Lack of adequate funds	Insufficient rehabilitation provisions for victims, Lack of adequate funds, Lack of community support for rescued victims	Lack of adequate funds, Lack of community support for rescued victims	Lack of protection of victims, Insufficient rehabilitation provisions for victims, Lack of adequate funds	No case till date 1 Human Trafficking case, she arrived herself	No case till date in this home	Slow judicial process, Insufficient rehabilitation provisions for victims, Lack of adequate funds	Slow judicial process, Lack of adequate funds	Grand Total
Chhattisgarh					1	1			2
Gujarat			1						1
Tamil Nadu	2	1		1			1	1	6
Grand Total	2	1	1	1	1	1	1	1	9

Table No. 4.2.261: Challenges faced (Ujjawala Homes, Caretakers responses)

SKILLS IMPARTED TO THE RESIDENTS

100% of the responses received from the Swadhar Greh caretakers mentioned common skills like Basket making, Paper Bag, Drawings, Tailoring, Computer operation and Tailoring computer training, beauty parlour course, stitching, cooking, Physiotherapy Training, Home Science, Stitching, weaving, cooking, as per their interest , tailor, mehndi, weaving, embroidery, depending upon individual resident education, Handicraft toys, embroidery, Paper bag making, Handicrafts, Tailoring Knitting, Pickle making, art and craft, Stitching, Candle making, Typewriting were imparted to the residents.



Graph No. 4.2.36: Types of skills (Swadhar Greh, Caretakers responses)

33.33% of the responses received from the Ujjawala Homes caretakers mentioned that Tailoring, woollen mat making, Basket Making, and Garland Making were the needed skills, 44.44% of the responses received from caretakers mentioned that Mat making, Wire Bag Making, woollen bags Making, Ari Work, Embroidery, Earring Making, Bangles Making, Tailoring were the needed skills and 22.22% of the responses received from caretakers mentioned that stitching and parlour work was the needed skills.

What skill was imparted to the residents?				
States	Mat making, Wire Bag Making, Woollen bags Making, Ari Work, Embroidery, Earring Making, Bangles Making, Tailoring	Stitching & Parlour work	Tailoring, Woollen mat making, Basket Making, Garland Making	Grand Total
Chhattisgarh		2		2
Gujarat			1	1
Tamil Nadu	4		2	6
Grand Total	4	2	3	9

Table No. 4.2.262: Type of skill imparted (Ujjawala Homes, Caretakers responses)

DO THE ACQUIRED SKILL HELP IN REINTEGRATION

75.76% of the responses received from the Swadhar Greh caretakers agreed that the acquired skills helped them in their re-integration, 16.67% of the responses received strongly agreed, 3.03% of the responses received disagreed and 1.52% of the responses received were unsure of their opinion.

Does the acquired skill help in their re-integration?						
States	Agree	Disagree	Neutral	Strongly Agree	Strongly disagree	Grand Total
Chhattisgarh	2					2
Gujarat	5				1	6
Rajasthan	8		2	1		11
Tamil Nadu	35	1	1	10		47
Grand Total	50	1	3	11	1	66

Table No. 4.2.263: Acquired Skill (Swadhar Greh, Caretakers responses)

100% of the responses received from the Ujjawala Homes caretakers agreed that the acquired skills helped the residents in their re-integration.

Does the acquired skill help in their reintegration?			
States	Agree	Strongly Agree	Grand Total
Chhattisgarh		2	2
Gujarat	1		1
Tamil Nadu	5	1	6
Grand Total	6	3	9

Table No. 4.2.264: Acquired Skill (Ujjawala Homes, Caretakers responses)

ABILITY OF RESIDENTS TO SUSTAIN THEMSELVES WITH DIGNITY WITH THE ACQUIRED SKILLS

71.21% of the responses received from the Swadhar Greh caretakers agreed that the residents were able to sustain themselves with dignity with the acquired skills, 13.64% of the responses received strongly agreed, 3.03% of the responses received disagreed, 1.52% of the responses received disagreed and 10.61% of the responses received were unsure of their opinion.

Were the residents able to sustain themselves with dignity with the acquired skills ?						
States	Agree	Disagree	Neutral	Strongly Agree	Strongly disagree	Grand Total
Chhattisgarh	1			1		2
Gujarat	5				1	6
Rajasthan	8		3			11
Tamil Nadu	33	2	4	8		47
Grand Total	47	2	7	9	1	66

Table No. 4.2.265: Residents able to sustain themselves with dignity (Swadhar Greh, Caretakers responses)

66.67% of the responses received from the Ujjawala Homes caretakers agreed that the residents were able to sustain themselves with dignity with the acquired skills and 33.33% of the responses received from caretakers strongly agreed that the residents were able to sustain themselves with dignity with the acquired skills.

Were the residents able to sustain themselves with dignity with the acquired skills?			
States	Agree	Strongly Agree	Grand Total
Chhattisgarh		2	2
Gujarat	1		1
Tamil Nadu	5	1	6
Grand Total	6	3	9

Table No. 4.2.266: Residents able to sustain themselves with dignity (Ujjawala Homes, Caretakers responses)

ADDITIONAL SUPPORT PROVIDED FOR THE PROCESS OF REINTEGRATION OF THE RESIDENTS

89.4% of the responses received from the Swadhar Greh caretakers agreed that additional support was provided for the process of reintegration of the residents and 10.61% of the responses received mentioned that no additional support was provided.

Was there any additional support provided for the process of reintegration of the residents?			
States	No	Yes	Grand Total
Chhattisgarh		2	2
Gujarat		6	6
Rajasthan	2	9	11
Tamil Nadu	5	42	47
Grand Total	7	59	66

Table No. 4.2.267: Additional support provided for re - integration (Swadhar Greh, Caretakers responses)

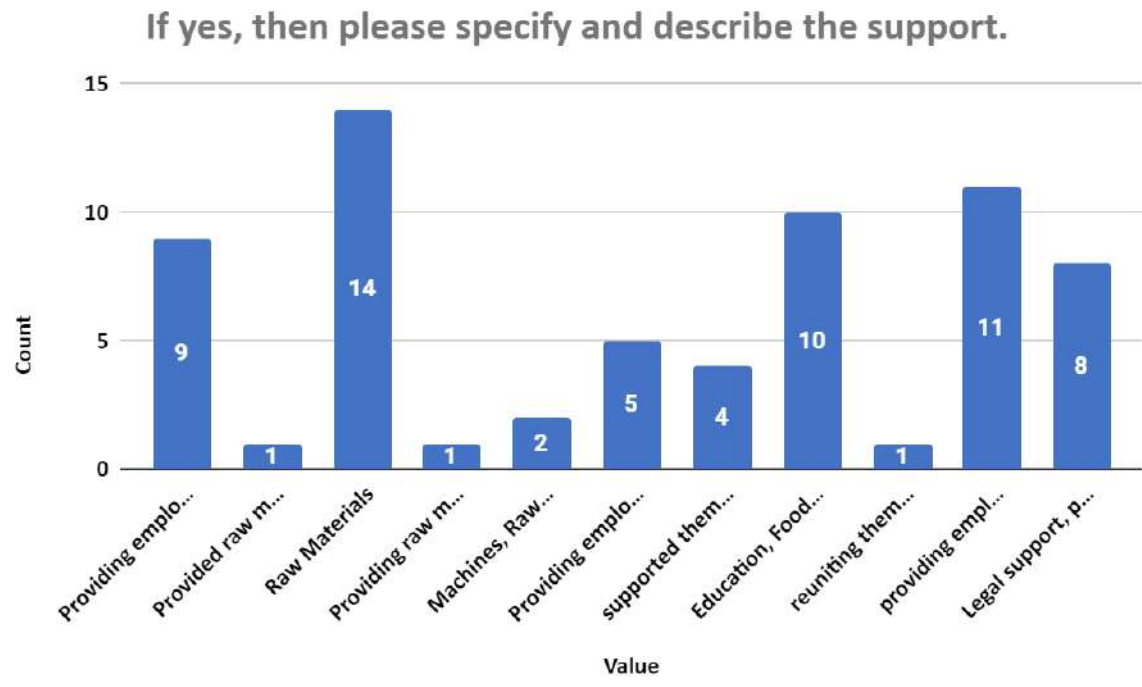
77.78% of the responses received from the Ujjawala Homes caretakers mentioned that additional support was provided for the process of reintegration of the residents and 22.22% of the responses received from caretakers mentioned that no additional support was provided for the process of reintegration of the residents.

Was there any additional support provided for the process of reintegration of the residents?			
States	No	Yes	Grand Total
Chhattisgarh	2		2
Gujarat		1	1
Tamil Nadu		6	6
Grand Total	2	7	9

Table No. 4.2.268: Additional support provided for re - integration (Ujjawala Homes, Caretakers responses)

If yes, then please specify and describe the support.

The common supports mentioned were Education, Food and Shelter given initially, Legal support, police support, Machines, Raw Materials, arranging loans, providing employment, Providing employment in shops, buying tailoring machines for their living, providing work in colleges, providing admissions in schools, reuniting them with their husbands, conducting marriages, providing support in litigation amongst others.



Graph No. 4.2.37: Type of support (Swadhar Greh, Caretakers responses)

22.22% of the responses received from the Ujjawala Homes caretakers mentioned that they needed support in terms of follow-up and financial support for reintegration, 22.22% of the responses received from caretakers mentioned that no support was needed and 55.56% of the responses received from caretakers mentioned that support was needed for providing economic support, educational support and for marriages of the residents.

If yes, then please specify and describe the support.				
Row Labels	Financial help for supporting reintegration	Follo w up	No help is needed for reintegration	Will provide economic support, educational support, will do many marriages for the residents
Chhattisgarh			2	
Gujarat				1
Tamil Nadu	1	1		4
Grand Total	1	1	2	5

Table No. 4.2.269: Support needed (Ujjawala Homes, Caretakers responses)

NUMBER OF MONTHS / YEARS THE RESIDENTS ARE SENT TO THE HALF WAY HOMES

44.44% of the responses received from the Ujjawala Homes caretakers in total mentioned that sending the residents to half way homes was not applicable, 22.22% of the responses received from caretakers mentioned that half way homes was in the same campus so they could relocate if needed, 11.11% of the responses received from caretakers mentioned that residents were not sent or transferred to any half way homes and 22.22% of the responses received from caretakers mentioned that there was no specified time period to do the same.

For how many months/years the residents are sent to the half way homes?					
States	Actually they are Not sent to half way homes and are Not transferred from half way homes too	Half way home is in same campus, so they can relocate if there is need	N A	No Specifie d Time period	Gr and Tot al
Chhattisgarh				2	2
Gujarat			1		1
Tamil Nadu	1	2	3		6
Grand Total	1	2	4	2	9

Table No. 4.2.270: Residents sent to Half - way homes (Ujjawala Homes, Caretakers responses)

Conclusion: This objective aims to understand the issues in the operation of Swadhar Greh and Ujjawala Homes in selected states; especially with regards to rescue, rehabilitation, and re-integration of victims of trafficking for commercial sexual exploitation for Ujjawala Homes; if any; and the legalities involved in it. Majorly 8 to 49 residents resided at Swadhar Greh. The number of trafficked women are more than children. Only 1 women was repatriated to her country during November 2021 to November 2022. Major reason to leave or move out of Homes was reuniting with family. A follow up is done thru phone or personal visit. Mostly, trafficked residents were not kept separately. Mostly the residents were rescued from the roads or railway stations. Usually they were referred by others. The common situation from which the residents were rescued was domestic violence and/or sexual exploitation.

The caretakers mentioned that the people involved in the rescue process were usually, police, staff, social workers, NGO and sometimes third parties. The inmates of Swadhar Greh came from all over India but majority of them are from Tamil Nadu, Kerala and Karnataka. Most of the times, information about the social background was sought. Mostly a specialized interview was conducted by the counsellor before admission of the inmates and a case file containing family details was maintained. The files are kept confidential. Mostly the social backgrounds of present residents were below BPL. Additionally, an attendance register and a register

containing information of the residents was maintained. The plan of action for rehabilitation of each resident and child was always present and recorded.

Mostly the information of victims admitted is sent to the nearest police station within 24 hours and the FIR copy thus received is retained. Similarly, information of death, discharge, runaway or missing case is also given to the same police station. Usually a separate case register was maintained for children.

Additionally, information on expenditure incurred, record of valuables brought, valuables kept safe in a locker, information on Aadhar Card or Photo ID Card were also maintained. Mostly residents had an Aadhar Card.

Usually the caretakers, in general, are satisfied with the rehabilitation process for the residents. However, 50% of the responses received from the Swadhar Greh as well as Ujjawala Homes caretakers cited that they were not fully satisfied with the resident's re-integration with the society due to less funds and 50% of the responses received mentioned that funds haven't been given for 2 years. Further, the rehabilitation process was usually done keeping in mind the mental and physical well-being of the resident. A good number of residents were re-integrated with the society since the establishment of the homes as mentioned by the caretakers.

Majorly the re-integrated residents were able to sustain themselves with dignity through the skills imparted to them. The common supports needed for re-integration mentioned were Education, Food and Shelter given initially, Legal support, police support, Machines, Raw Materials, arranging loans, providing employment, Providing employment in shops, buying tailoring machines for their living, providing work in colleges, providing admissions in schools, reuniting them with their husbands, conducting marriages, providing support in litigation amongst others.

OBJECTIVE 4

TO UNDERSTAND THE INITIATIVES TAKEN BY THE RESPECTIVE STATE GOVERNMENTS IN IMPLEMENTING THE SWADHAR AND UJJAWALA SCHEMES.

EFFORTS MADE TO PROMOTE THIS SCHEME FOR THE VULNERABLE AND NEEDY SECTION

The common factors mentioned by the Swadhar Greh caretakers to promote the scheme were Advertising in police stations and distribution of pamphlets, Awareness in Village by providing pamphlets, creating awareness among schools and colleges and bus stands conducting awareness programs. Providing awareness program through Self-help groups, Public Propaganda, pamphlets, To promote this scheme, we are providing utmost moral support to people those who come her and help them to rehabilitate with the society.

What were the efforts made to promote this scheme for the vulnerable and needy section?							
S	Advertis	Awareness	in	cond	Providi	Pub	G
t	ing in	Village	by	ucti	ng	lic	r
a	police	providing		ng	awarene	Pro	a
t	station	pamphlets,		awa	ss	pag	n
a	and	creating		rene	progra	and	d
t	distribut	awareness		ss	m	pub	T
s	ion of	among schools		prog	through	a,	o
s	pamphle	and colleges and		ram	Self help	pam	t
	ts	bus stand		s	groups	phle	al
C							
h							
h							
at							
ti							
s							
g							
				2			2

ar h							
G uj ar at	2		2			2	6
R aj a st h a n			10		1		1 1
T a m il N a d u	5	10	15	4	12	1	4 7
G r a n d T o t a l	7	10	29	4	13	3	6 6

Table No. 4.2.271: Efforts made to promote this schemes (Swadhar Greh, Caretakers responses)

22.22% of the responses received from the Ujjawala Homes' caretakers each mentioned that public propaganda and promotion through various NGOs were needed, 44.44% of the responses received from caretakers mentioned that advertising in police stations and posters and pamphlets were needed and 33.33% of the responses received from caretakers mentioned that creating awareness by conducting programs, distributing IEC through volunteer groups, doing cultural programs in schools, and conducting sensitization workshops.

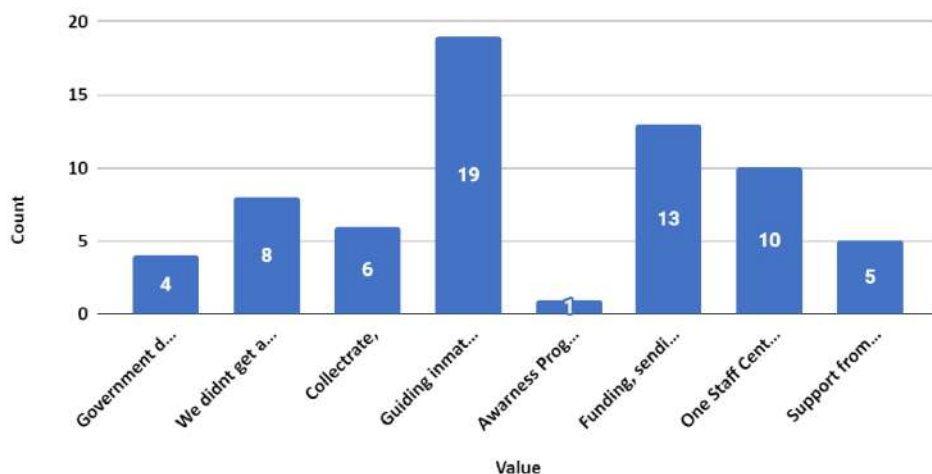
What were the efforts made to promote this scheme for the vulnerable and needy section?							
States	Advert ising in all police station s	Create awareness by conducting programs, distributing IEC through volunteer groups, doing cultural programs in schools, and conducting sensitization workshops.	Poste rs and Pamp hlets	Promo tion throug h various NGOs	Publ ic Pro pag and a	Publi c Prop agan da	Gran d Total
Chhat tisgar h		1		1			2
Gujar at				1			1
Tamil Nadu	1	2	1		1	1	6
Gran d Total	1	3	1	2	1	1	9

Table No. 4.2.272: Efforts made to promote this scheme (Ujjawala Homes, Caretakers responses)

SUPPORT GIVEN BY THE DISTRICT AND STATE ADMINISTRATION TO PROMOTE THIS SCHEME

28.79% of the responses received from the Swadhar Greh caretakers mentioned that state administration supported the residents through guidance, 19.7% of the responses received from the caretakers mentioned that funding is needed, 15.2% of the responses received from the caretakers mentioned that staff was needed.

Support given by the district and state administration in promoting this scheme



Graph No. 4.2.38: Support from District and State Administration (Swadhar Greh, Caretakers responses)

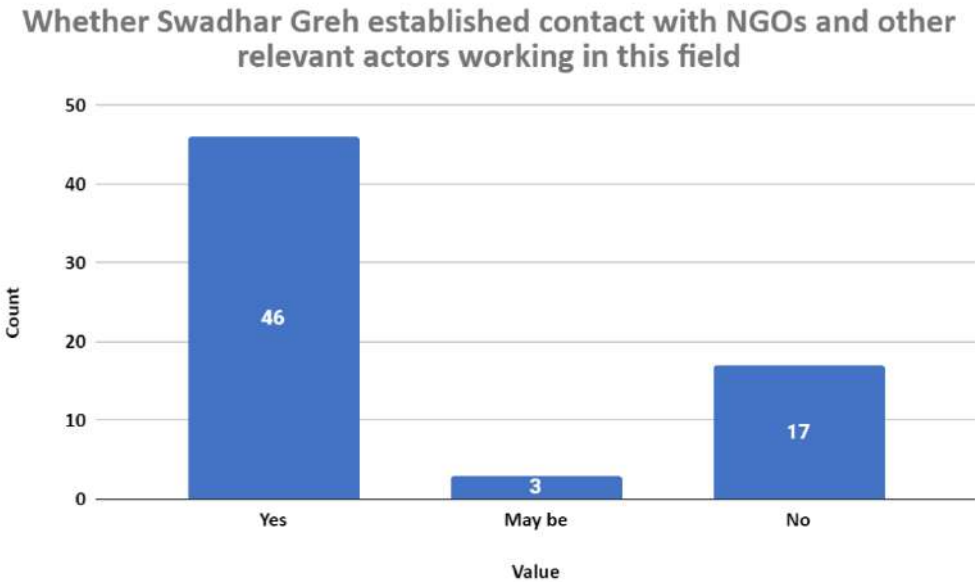
22.22% of the responses received from the Ujjawala Homes caretakers mentioned that state administration should support the residents, 22.22% of the responses received from the caretakers mentioned that follow-up on the status of the home is needed, 11.11% of the responses received from the caretakers mentioned that legal support was needed, and 44.44% of the responses received from the caretakers mentioned that workshops/seminars are needed around the home areas.

What is the support given by the district and state administration in promoting this scheme?						
States	Follo w up	Supportin g legally	Supportin g residents	Workshops/ seminars conducted in and around the area of the Homes & district	Workshops/ seminars conducted in and around the area of the homes and district	Grand Total
Chhattisgar h				1	1	2
Gujarat	1					1
Tamil Nadu	1	1	2	2		6
Grand Total	2	1	2	3	1	9

Table No. 4.2.273: Support for promotion of schemes (Ujjawala Homes, Caretakers responses)

CONTACT OF HOMES WITH NGOS AND OTHER RELEVANT ACTORS WORKING IN THIS FIELD

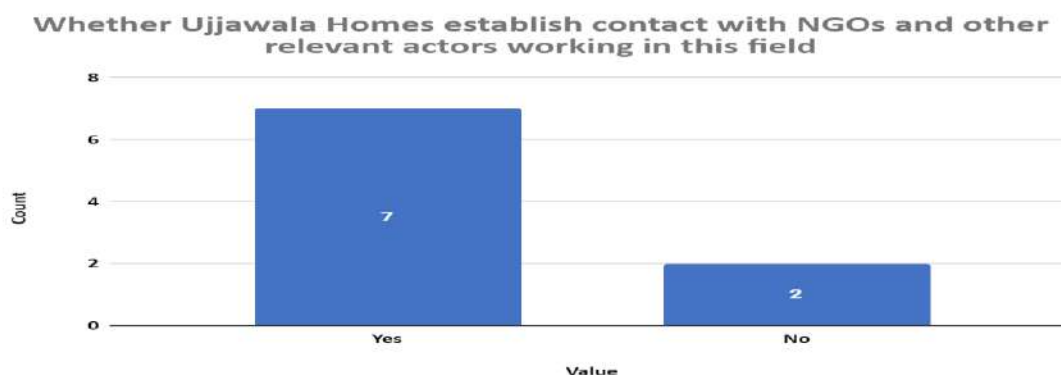
69.7% of the responses received from the Swadhar Greh caretakers mentioned that the home established contacts with the NGOs and other organizations, 25.76% of the responses received said that they didn't have any form of contact and 4.55% of the responses received were unsure of their opinion. The common support reasons mentioned by the caretakers were Education, Food and Shelter given initially, Legal support, police support, Machines, Raw Materials and arranging loans, providing employment, providing employment in shops, buying tailoring machines for their living, providing work in colleges. Providing employment, providing admissions in schools, reuniting them with their husbands, conducting marriages, providing support in litigation Providing raw materials Raw Materials, reuniting them with their family, providing employment which suits them supported them for employing them in private sectors, helped in college admissions.



Graph No. 4.2.39: Contact established (Swadhar Greh, Caretakers responses)

77.77% of the responses received from the Ujjawala Homes caretakers agreed that Ujjawala Homes establish contact with NGOs and other relevant actors working in this field and 22.22% of the responses received from the caretakers refused that the Ujjawala Homes did not establish

contact with NGOs and other relevant actors working in this field. The common NGOs and other relevant people working in this field were named as: Bharat Mata NGO, Local NGOs, Jyotik samajik trust, Sabar seva trust, sadbhavna trust, Annai Sathya Homes, Pudukkottai Multipurpose Social Service Society, JJ Board, and district Child Protection Unit.



Graph No. 4.2.40: Contact established (Ujjawala Homes, Caretakers responses)

If yes, please specify.							
States	Annai Sathya Home, Child Welfare Committe, Pudukottai Multipurpose Social Service Society, JJ Board, district Child Protection Unit	Annai Sathya Homes, Pudukottai Multipurpose Social Service Society	Bharat math a NGO	Jyoti Samajik, Sabar Seva Trust, Sadbhava na	Local NGOs	Grand Total	Grand Total
Chhattisgarh						2	2
Gujarat				1			1
Tamil Nadu	1	1	1		3		6
Grand Total	1	1	1	1	3	2	9

Table No. 4.2.274: Contact established with NGO (Ujjawala Homes, Caretakers responses)

ORGANISATION OF SENSITIZATION WORKSHOPS/ SEMINARS IN AND AROUND THE AREA OF THE HOME

88.89% of the responses received from the Ujjawala Homes caretakers agreed that sensitization workshops/ seminars were conducted in and around the areas of home and 11.11% of the responses received from caretakers disagreed.

Were the sensitization workshops/ seminars conducted in and around the area of the Home?			
States	No	Yes	Grand Total
Chhattisgarh	1	1	2
Gujarat		1	1
Tamil Nadu		6	6
Grand Total	1	8	9

Table No. 4.2.275: Sensitization workshops/ seminars (Ujjawala Homes, Caretakers responses)

COMMUNITY AWARENESS PROGRAMS CONDUCTED

66.67% of the responses received from the Ujjawala Homes caretakers gave common suggestions like street plays, puppetry and folk dance. 33.33% of the responses received mentioned about celebration of days, workshops and seminars on women and child development and NGO programs for awareness.

Which of the following community awareness programmes are conducted?						
States	Celebration of days, Other NGOs conducts program	No	Street plays, Puppetry	Street plays, Puppetry, Folk Dance	Workshop and seminar with women and child development department	Grand Total
Chhattisgarh				1	1	2
Gujarat			1			1
Tamil Nadu	1	1		4		6
Grand Total	1	1	1	5	1	9

Table No. 4.2.276: Community Awareness Programmes (Ujjawala Homes, Caretakers responses)

SUGGESTIONS

The common suggestions from the Swadhar Greh caretakers were:

1. The total space allotted for the building under the scheme is 3700sq ft. But the home is only 2800 sq ft. Need for grant to increase the space of the building. Children need more space to play.
2. Salary for the staff have to be increased and we find it difficult to recruit staff with less amount of salary.
3. Grant has to be released by the Government regularly. We didn't receive any grant for 2 years.
4. This project named Swadhar Greh was once before named as Short Stay homes. Now it has been upgraded to Sakthi Sadhan. Though the project has been upgraded, there is no increase in the amount of grant. For example, the maintenance cost given in the new project is too meagre when compared to Swadhar Greh Project. And also there was no cook in Swadhar Greh project. In Shakti Sadhan project, a separate cook is allotted and only 3 administrative post is allotted. So, funds have to be allotted correctly for the expenses, maintenance and salary.
 - For training process it requires documents for their qualification but that couldn't be possible to provide such training.
 - Training centres are far away it requires lot of money for travelling from Swadhar Greh to training center.
 - It also create doubt of attack on residents from their family.
 - Due to lack of budget, running Swadhar Greh under in good condition is not possible.
 - Provide budget on regular interval of time. Usually, a grant of Rs. 14 lakhs is given to Swadhar Greh. Recently for more than 1 and half year grant is not released which makes it difficult run the home.
 - Salary has to be increased.
 - Some funds for food can also be allotted.
 - Funds for recreational activities can be increased.

5. Extra protection when we take them people outside for recreation has to be increased because when an inmate has escaped in order to get rid of this home while in a picnic or during recreational activities, whole blame falls on us and we have to go to pillar and post to the Police Station for missing the inmate. Past two years we didn't receive any grant from the Government. usually, a grant of about Rs. 6 lakhs will be disbursed every 6 months. And an amount of only Rs. 120 is given to each resident which is not enough for a resident and their children. No separate post for cook or tutor is created. If created it would be helpful. The staff be provided with better salary. There is lack of staff in the Swadhar Greh. The grant should be released by the government. Lack of budget of food for residents. There is lack of contingency funds. There needs to be more funds allotted for entertainment purposes.

The common suggestions from the Ujjawala Homes' caretakers were: need for more funds, grants to run the house, funds to maintain mentally challenged women, staff salary to be revised, infrastructure to be developed specially in Tamil Nadu, and funds to reach on time.

SUGGESTIONS TO IMPROVE AND MAKE REHABILITATION AND SUBSEQUENT RE-INTEGRATION MORE COMFORTABLE FOR THE RESIDENTS

100% of the responses received from the Ujjawala Homes caretakers provided a combination of answers that were- a need for provisions for more vocational training, need more funded follow up program, double verification of grant for rent is waste of time and money. Need for a cook and a cleaner. The building should be owned by government, need provisions to support after discharge, professional training in computers, various games and a government trainer to be provided to the residents to make the re-integration more comfortable.

DISCRIMINATION FACED BY RESIDENTS AT ANY TIME FROM THEIR RESCUE TO THEIR RE-INTEGRATION BASED ON THEIR CASTE, SECT OR RELIGION

100% of the responses received from the Ujjawala Homes caretakers in all the states mentioned that the residents didn't face any discrimination at any time from their rescue to their re-integration based on their caste, sect or religion.

Have the residents faced the discrimination at any time from their rescue to their re-integration based on their caste, sect or religion?				
States	No	No	No	Grand Total
Chhattisgarh	1	1		2
Gujarat	1			1
Tamil Nadu	5		1	6
Grand Total	7	1	1	9

Table No. 4.2.277: Discrimination (Ujjawala Homes, Caretakers responses)

Conclusion: This objective aims to understand the initiatives taken by the respective state governments in implementing the Swadhar and Ujjawala schemes. The common factors mentioned by the Swadhar Greh caretakers to promote the scheme were Advertising in police stations and distribution of pamphlets, Awareness in Village by providing pamphlets, creating awareness among schools and colleges and bus stands conducting awareness programs. Providing awareness programs through Self-help groups, Public Propaganda, pamphlets. To promote this scheme, we are providing utmost moral support to people who come here and help them to rehabilitate with the society.

The caretakers mentioned that the District and State administration supported the promotion through guidance, seminars and workshops. Mostly, the homes had established contacts with NGOs and other relevant actors working in the field. Moreover, most of the times sensitization workshops/ seminars were conducted in and around the areas of home. Community awareness programs like puppetry, folk dance and street plays were also enacted. Residents never faced any kind of discrimination at any time from their rescue to their re-integration based on their caste, sect or religion.

PART C – ADOLESCENTS RESPONSES

States included in the survey:

Gujarat, Rajasthan, Chhattisgarh and Tamil Nadu

OBJECTIVE 1

TO UNDERSTAND THE STATUS OF ESTABLISHMENT AND FUNCTIONING OF THE TARGETED SWADHAR GREH AND UJJAWALA HOMES IN SELECTED STATES (ADOLESCENTS)

Marital status

29.62% of the responses received from the Swadhar Greh adolescents were married in the 15-20 age group, 68.51% were unmarried and 1.85% was a widow in the 15-20 age group.

Marital status				
Age group: States	Married	Unmarried	Widow	Grand Total
15 – 20	16	37	1	54
Chhattisgarh		6		6
Gujarat	2	4		6
Rajasthan	1	7		8
Tamil Nadu	13	20	1	34
Grand Total	16	37	1	54

Table No. 4.3.1 : Marital Status (Swadhar Greh, Adolescents Responses)

20% of responses received from the Ujjawala Homes adolescents were married 70% of responses received were unmarried and 10% of responses received was a widow.

Marital status				
Age group: States	Married	Unmarried	Widow	Grand Total
Chhattisgarh	1			1
15 – 20	1			1
Tamil Nadu	1	7	1	9
15 – 20	1	7	1	9
Grand Total	2	7	1	10

Table No. 4.3.2 : Marital Status of the adolescents (Ujjawala Homes, Adolescents responses)

Age of marriage

18.51% of the responses received from Swadhar Greh adolescents got married in between the 15-18 age, 9.25% got married in between the 18-21 age, 70.37% got married above 21 and 1.85% got married at below 15 years.

If married, at what age did you marry					
Age group: States	15 - 18	18 – 21	Above 21	Below 15	Grand Total
15 – 20	10	5	38	1	54
Chhattisgarh			6		6
Gujarat	2		4		6
Rajasthan	1		7		8
Tamil Nadu	7	5	21	1	34
Grand Total	10	5	38	1	54

Table No. 4.3.3: Age of Marriage (Swadhar Greh, Adolescents Responses)

10% of responses received from the Ujjawala Homes adolescents said that they got married between 15-18 years of age and 90% of responses received got married between 18-21 years of age.

If married, at what age did you marry?			
	15 - 18	18 - 21	Grand Total
Chhattisgarh	1		1
15 – 20	1		1
Tamil Nadu		9	9
15 – 20		9	9
Grand Total	1	9	10

Table No. 4.3.4: Age of Marriage of the adolescents (Ujjawala Homes, Adolescents responses)

Children

87.03% of the responses received from Swadhar Greh Adolescents didn't have children and 12.96% of them had children.

Do you have children			
Age group: States	No	Yes	Grand Total
Chhattisgarh	6		6
15 – 20	6		6
Gujarat	6		6
15 – 20	6		6
Rajasthan	6	2	8
15 – 20	6	2	8
Tamil Nadu	29	5	34
15 – 20	29	5	34
Grand Total	47	7	54

Table No. 4.3.5: Children (Swadhar Greh, Adolescents Responses)

30% of responses received from the Ujjawala Homes adolescents didn't have any children and 70% of responses received had children of their own.

Do you have children?			
	No	Yes	Grand Total
Chhattisgarh		1	1
15 – 20		1	1
Tamil Nadu	3	6	9
15 – 20	3	6	9
Grand Total	3	7	10

Table No. 4.3.6 : Do the adolescents have children (Ujjawala Homes, Adolescents responses)

87.03% of the responses received from Swadhar Greh of the adolescents had no children and 12.96% of them had one child.

If yes, then how many			
Age group: States	None	One	Grand Total
Chhattisgarh	6		6
15 – 20	6		6
Gujarat	6		6
15 – 20	6		6
Rajasthan	6	2	8
15 – 20	6	2	8
Tamil Nadu	29	5	34
15 – 20	29	5	34
Grand Total	47	7	54

Table No. 4.3.7 : Number of Children (Swadhar Greh, Adolescents Responses)

66.67% of responses received from the Ujjawala Homes adolescents had one child each and 33.33% of responses received had three children each.

If yes, then how many				
	0	1	3	Grand Total
Chhattisgarh		1		1
15 – 20		1		1
Tamil Nadu	0	5	3	8
15 – 20	0	5	3	8
Grand Total	0	6	3	9

Table No. 4.3.8 : Number of Children with the adolescents (Ujjawala Homes, Adolescents responses)

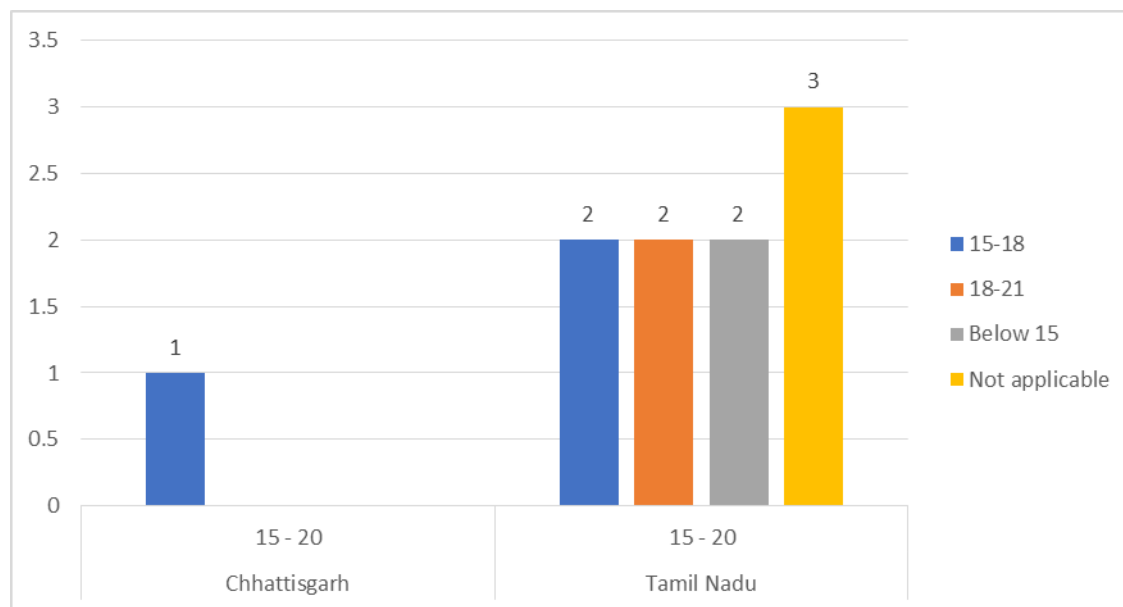
Age when the first child born

5.55% of the responses received from Swadhar Greh of them were between 15-18 years of age when they first had their child, 5.55% of them were between 18-21, 87.03% of the responses received from Swadhar Greh of them were above 21 and 1.85% was below 15 when they had their first child.

If you have children, then how old were you when the first child was born					
Age group: States	15-18	18-21	Above 21	Below 15	Grand Total
Chhattisgarh			6		6
15 – 20			6		6
Gujarat			6		6
15 – 20			6		6
Rajasthan	1	1	6		8
15 – 20	1	1	6		8
Tamil Nadu	2	2	29	1	34
15 – 20	2	2	29	1	34
Grand Total	3	3	47	1	54

Table No. 4.3.9: Age when the first child born (Swadhar Greh, Adolescents Responses)

30% of responses received from the Ujjawala Homes adolescents borne the first child at the age of 15-18 years of age, 20% of responses received said that they borne the child when they were of 18-21 years of age, 20% of responses received said that they were below 15 years of age when their first child was born, and for 30% of responses received adolescents this question was not applicable.



Graph No. 4.3.1 : Age when was the first child born? (Ujjawala Homes, Adolescents responses)

Earning prior to coming to the home

1.85% of the responses received from Swadhar Greh adolescents earned between 1001-1500 per month before coming to home, 1.85% earned between 1501 and 2000, 1.85% earned between 2501-3000 and 7.40% earned between 4001 and above and 87.03% didn't earn anything.

What was your earning prior to coming to the Home (per month)						
Age group:				4001 and		Grand
States	1001 – 1500	1501 - 2000	2501 - 3000	above	None	Total
Chhattisgarh					6	6
15 - 20					6	6
Gujarat				1	5	6
15 - 20				1	5	6
Rajasthan	1				7	8
15 - 20	1				7	8
Tamil Nadu		1	1	3	29	34
15 - 20		1	1	3	29	34
Grand Total	1	1	1	4	47	54

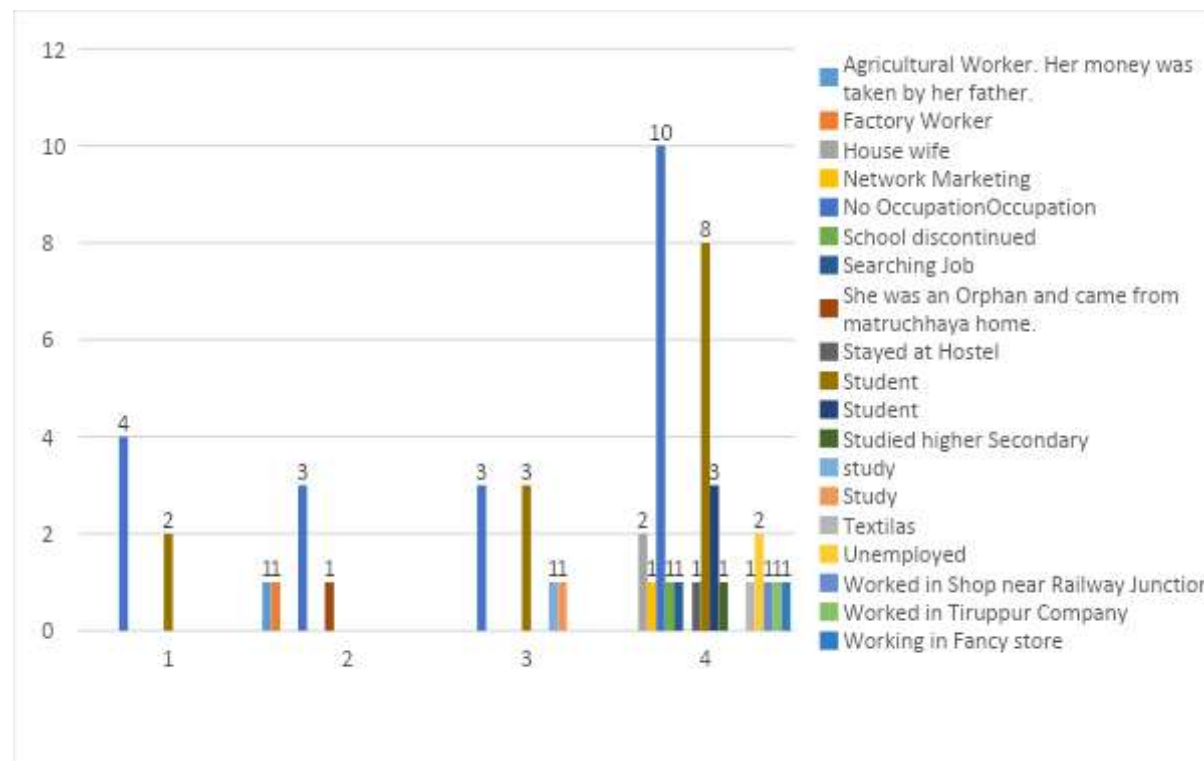
Table No. 4.3.10: Earning Status (Swadhar Greh, Adolescents Responses)

10% of responses received from the Ujjawala Homes adolescents earned 4001 and above before coming to home and 90% of responses received, didn't earn anything.

What was your earning prior to coming to the Home? (per month)			
	4001 and above	None	Grand Total
Chhattisgarh		1	1
15 – 20		1	1
Tamil Nadu	1	8	9
15 – 20	1	8	9
Grand Total	1	9	10

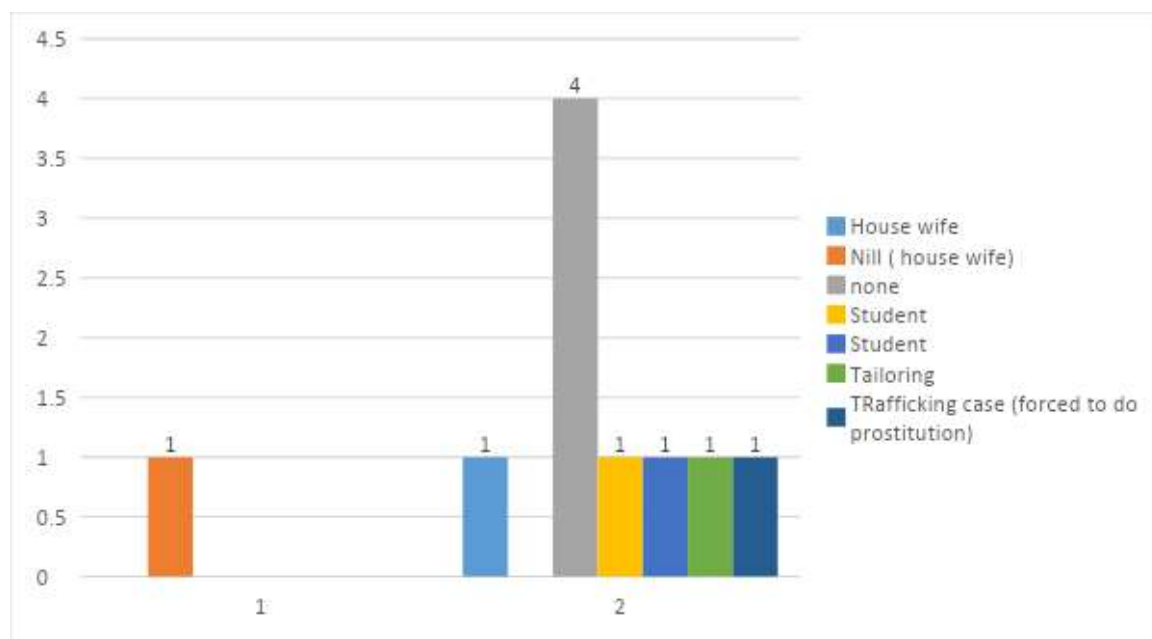
Table No. 4.3.11: Amount of earnings prior to the admission in the home (Ujjawala Homes, Adolescents responses)

Most of the adolescents of the responses received from Swadhar Greh worked in the following areas before coming to the home: Agricultural Worker., Factory Worker, House wife, Network Marketing, School discontinued, Searching Job, some were orphans and came from matruchhaya home, some stayed at Hostel, some were students, some were unemployed, worked in Shop near Railway Junction, worked in Tirupur Company, working in Fancy store.



Graph No. 4.3.2 : Occupation before coming to the home (Swadhar Greh, Adolescents Responses)

20% of responses received from the Ujjawala Homes adolescents were housewives, 40% of responses received had no occupation, 20% of responses received were students, 10% of responses received was doing tailoring work and 10% of responses received was forced into prostitution.



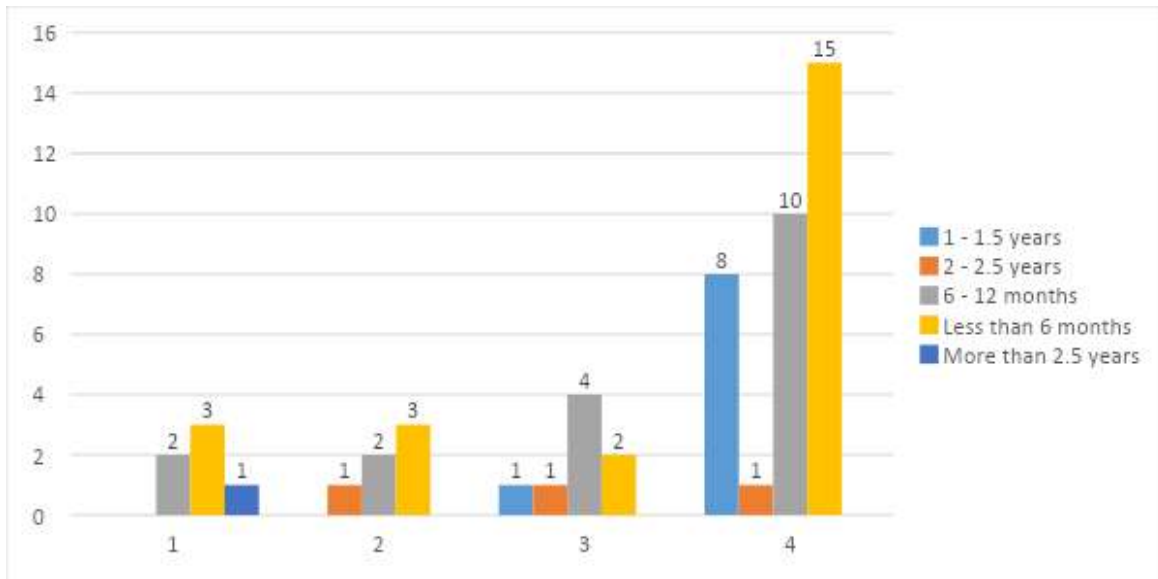
Graph No. 4.3.3: Occupation prior to the admission in the home (Ujjawala Homes, Adolescents responses)

Period of stay at the home

16.66% of the responses received from Swadhar Greh adolescents had been staying at the home for 1-1.5 years, 5.55% were staying for 2-2.5 years, 33.33% were staying for 6-12 years, 42.59% were staying for less than 6 months and 1.85% was staying for more than 2.5 years.

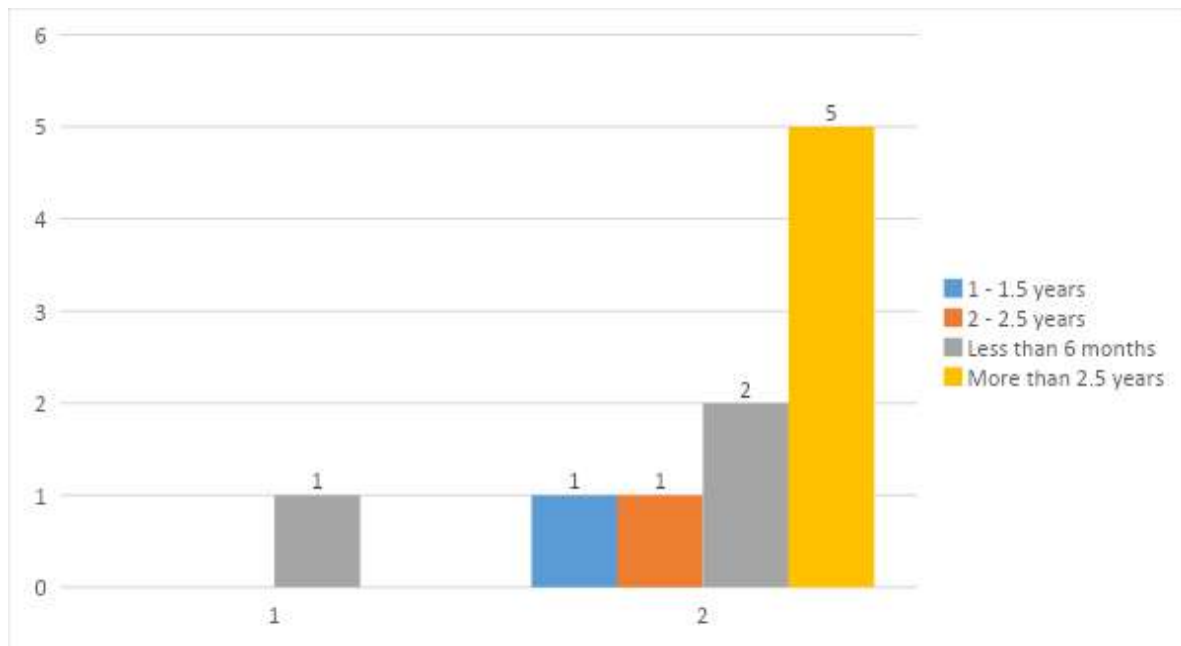
For how long have you been staying at the Home						
Age group:	1 - 1.5 years	2 - 2.5 years	6 - 12 months	Less than 6 months	More than 2.5 years	Grand Total
Chhattisgarh			2	3	1	6
15 - 20			2	3	1	6
Gujarat		1	2	3		6
15 - 20		1	2	3		6
Rajasthan	1	1	4	2		8
15 - 20	1	1	4	2		8
Tamil Nadu	8	1	10	15		34
15 - 20	8	1	10	15		34
Grand Total	9	3	18	23	1	54

Table No. 4.3.12 : Period of stay at the home (Swadhar Greh, Adolescents Responses)



Graph No. 4.3.4 : Period of stay at the home (Swadhar Greh, Adolescents Responses)

10% of responses received from the Ujjawala Homes adolescents has been staying for 1-1.5 years at the home, 10% of responses received was staying for about 2 -2.5 years, 30% of responses received were staying for less than 6 months, 50% of responses received have stayed for more than 2.5 years.



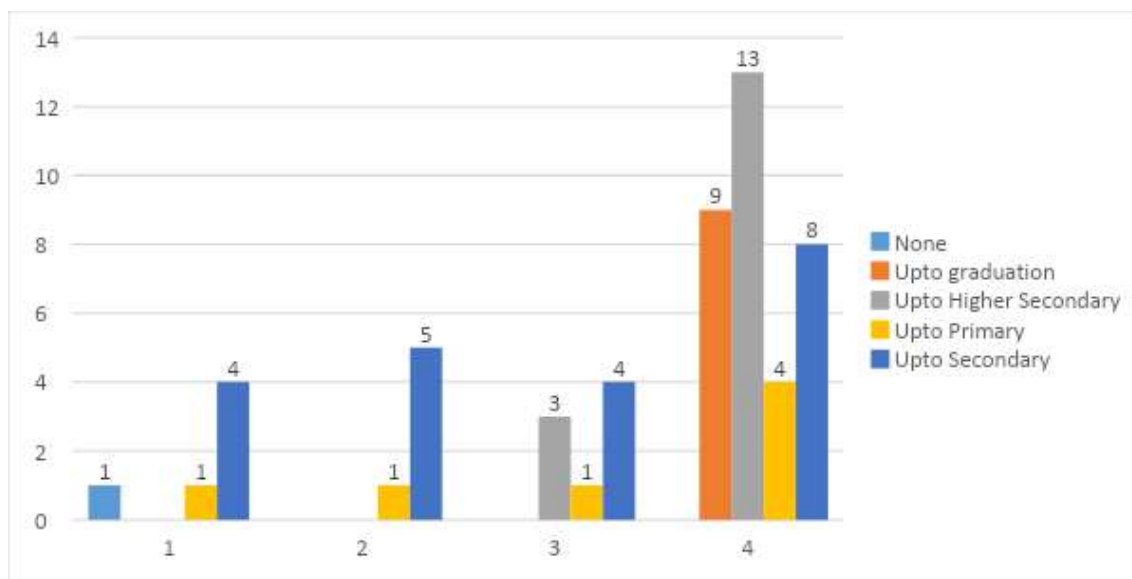
Graph No. 4.3.5 : Duration of the Stay in the home (Ujjawala Homes, Adolescents responses)

Level of education

1.85% of the responses received from Swadhar Greh adolescent had no education, 16.66% had studies up to graduation, 29.62% had studies up to higher secondary, 12.96% had studies up to primary, and 38.88% had studied up to secondary.

What is your level of education						
Age group: States	None	Up to graduation	Up to Higher Secondary	Up to Primary	Up to Secondary	Grand Total
Chhattisgarh	1			1	4	6
15 - 20	1			1	4	6
Gujarat				1	5	6
15 - 20				1	5	6
Rajasthan			3	1	4	8
15 - 20			3	1	4	8
Tamil Nadu		9	13	4	8	34
15 - 20		9	13	4	8	34
Grand Total	1	9	16	7	21	54

Table No. 4.3.13 : Level of Education (Swadhar Greh, Adolescents Responses)



Graph No. 4.3.6 : Level of Education (Swadhar Greh, Adolescents Responses)

10% of responses received from the Ujjawala Homes adolescents had studies up to graduation, 20% of responses received had studies up to higher secondary, 10% of responses received had studies up to primary and 60% of responses received had studies up to secondary school.

What is your level of education?					
	Up to graduation	Up to Higher Secondary	Up to Primary	Up to Secondary	Grand Total
Chhattisgarh				1	1
15 - 20				1	1
Tamil Nadu	1	2	1	5	9
15 - 20	1	2	1	5	9
Grand Total	1	2	1	6	10

Table No. 4.3.14 : Level of Education (Ujjawala Homes, Adolescents responses)

Savings

59.25% of the responses received from Swadhar Greh adolescents saved money at home, 1.85% had cash with herself, and 38.88% had in their bank account.

Where do you save your money				
Age group: States	At Home	cash with herself	In Bank (Personal account)	Grand Total
Chhattisgarh			6	6
15 - 20			6	6
Gujarat	2		4	6
15 - 20	2		4	6
Rajasthan	3	1	4	8
15 - 20	3	1	4	8
Tamil Nadu	27		7	34
15 - 20	27		7	34
Grand Total	32	1	21	54

Table No. 4.3.15 : Savings (Swadhar Greh, Adolescents Responses)

88.88% of responses received from the Ujjawala Homes adolescents had saved money at home, and 11.11% of responses received said the they have it saved in personal bank account.

Where do you save your money?			
	At Home	In Bank (Personal account)	Grand Total
Chhattisgarh			
15 – 20			
Tamil Nadu	8	1	9
15 – 20	8	1	9
Grand Total	8	1	9

Table No. 4.3.16 : Savings (Ujjawala Homes, Adolescents responses)

Before admitting to home, could you earn and sustain yourself

11.11% of the responses received from Swadhar Greh adolescents agreed that they were able to earn and sustain themselves adequately before coming to the home, 46.29% of them disagreed, 20.37% were neutral in their opinion, 5.55% strongly agreed and 16.66% strongly disagreed.

Before admitting to the Home, were you able to earn and sustain yourself adequately						
Age group:						
States	Agree	Disagree	Neutral	Strongly agree	Strongly disagree	Grand Total
Chhattisgarh	2	1	3			6
15 - 20	2	1	3			6
Gujarat	1	1	3		1	6
15 - 20	1	1	3		1	6
Rajasthan		4	1	3		8
15 - 20		4	1	3		8
Tamil Nadu	3	19	4		8	34
15 - 20	3	19	4		8	34
Grand Total	6	25	11	3	9	54

Table No. 4.3.17: Before admitting to the home, could you earn and sustain yourself adequately (Swadhar Greh, Adolescents Responses)

20% of responses received from the Ujjawala Homes adolescents agreed that before admitting to home, they were able to earn and sustain themselves adequately, 60% of responses received disagreed and 20% of responses received strongly disagreed.

Before admitting to the Home, were you able to earn and sustain yourself adequately?				
	Agree	Disagree	Strongly disagree	Grand Total
Chhattisgarh	1			1
15 – 20	1			1
Tamil Nadu	1	6	2	9
15 – 20	1	6	2	9
Grand Total	2	6	2	10

Table No. 4.3.18: Ability to sustain self before admission to the home. (Ujjawala Homes, Adolescents responses)

Conclusion:

The major objective was to understand the status of establishment and functioning of the targeted Swadhar Greh and Ujjawala Homes in selected states according to the adolescents and their responses. The states where the data was collected for these responses were Gujarat, Rajasthan, Chhattisgarh and Tamil Nadu.

Regarding the marital status, 29.62% of the responses received from the Swadhar Greh adolescents were married while being in the 15-20 age group. In Tamil Nadu, 38.23% of the respondents were married and even 2.94% were widow at this young age. In total, 18.51% of the responses received from Swadhar Greh adolescents got married in between the 15-18 age and 1.85% got married at below 15 years, that too in Tamil Nadu.

12.96% adolescent Swadhar Greh residents also had children, however such residents were only in Swadhar Greh Rajasthan and Tamil Nadu. Majority of adolescent residents between the ages of 15 – 20 years of Tamil Nadu had children, some even had 3 children. Out of the total responses received, 5.55% of the responses received from Swadhar Greh of them were between 15-18 years of age when they first had their child and 1.85% was below 15. The respondent who were below 15 years were in Swadhar Greh Tamil Nadu. 30% of responses received from the Ujjawala Homes adolescents borne the first child at the age of 15-18 years of age and 20% of responses received said that they were below 15 years of age when their first child was born.

Majority of residents in both homes didn't earn anything before coming to the homes. Majority of residents in both homes had studied up to secondary although every resident in Tamil Nadu was literate. The most common way of saving money was to keep it with them at home. Before coming to the home, these adolescent residents were not able to earn and sustain themselves adequately and this was stated by majority of residents in both homes.

OBJECTIVE 2

TO ANALYSE AND UNDERSTAND THE FACILITIES OF MEDICAL, LEGAL AND POLICE ASSISTANCE AND SHELTER PROVIDED BY THE SWADHAR GREH AND UJJAWALA HOMES IN SELECTED STATES OF INDIA TO THE WOMEN ESPECIALLY THE ADOLESCENT GIRLS (ADOLESCENTS)

Number of meals per day

24.07% of the responses received for Swadhar Greh adolescents mentioned that more than three meals were given to them in a day, 74.07%, and 1.85% mentioned that they were given meals twice a day.

How many meals a day are given				
Age group: States	More than Three	Thrice	Twice	Grand Total
Chhattisgarh	6			6
15 - 20	6			6
Gujarat	6			6
15 - 20	6			6
Rajasthan	1	6	1	8
15 - 20	1	6	1	8
Tamil Nadu		34		34
15 - 20		34		34
Grand Total	13	40	1	54

Table No. 4.3.19 : Number of meals per day (Swadhar Greh, Adolescents Responses)

100% of responses received from the Ujjawala Homes adolescents agreed that three meals were given in a day.

How many meals a day are given?		
	Thrice	Grand Total
Chhattisgarh	1	1
15 - 20	1	1
Tamil Nadu	9	9
15 - 20	9	9
Grand Total	10	10

Table No. 4.3.20 : Frequency of times food being given in the homes. (Ujjawala Homes, Adolescents responses)

Kind of food given

3.70% of the responses received for Swadhar Greh mentioned that both vegetarian and non-vegetarian meals were given to them, 25.92% mentioned that only vegetarian meals were given and 70.37% mentioned that it was vegetarian daily and occasionally non vegetarian meals were given. In Gujarat and Rajasthan non-vegetarian meals are not served at all.

What kind of food is given				
Age group: States	Both Vegetarian and Non Vegetarian Daily	Only Vegetarian	Vegetarian Daily and Occasionally Non Vegetarian	Grand Total
Chhattisgarh	2		4	6
15 – 20	2		4	6
Gujarat		6		6
15 – 20		6		6
Rajasthan		8		8
15 – 20		8		8
Tamil Nadu			34	34
15 – 20			34	34
Grand Total	2	14	38	54

Table No. 4.3.21: Kind of food given (Swadhar Greh, Adolescents Responses)

10% of responses received from the Ujjawala Homes adolescents mentioned that only vegetarian meal was given and 90% of responses received mentioned that daily vegetarian and occasionally non vegetarian meal was given.

What kind of food is given?			
	Only Vegetarian	Vegetarian Daily and Occasionally Non-Vegetarian	Grand Total
Chhattisgarh	1		1
15 - 20	1		1
Tamil Nadu		9	9
15 - 20		9	9
Grand Total	1	9	10

Table No. 4.3.22 : Type of food given in the homes. (Ujjawala Homes, Adolescents responses)

100% of the responses received from Swadhar Greh adolescents mentioned that a combination of chicken, meat, fish and eggs were provided in non-vegetarian categories. In table 4.3. Non Vegetarian meals are not served in Gujarat and Rajasthan but in table 4.3. it is shown that a combination of meat, chicken, fish and eggs are served.

In Non Vegetarian category, which dish is provided		
Age group: States	A combination of chicken, meat, fish and eggs	Grand Total
Chhattisgarh	6	6
15 – 20	6	6
Gujarat	6	6
15 – 20	6	6
Rajasthan	8	8
15 – 20	8	8
Tamil Nadu	34	34
15 – 20	34	34
Grand Total	54	54

Table No. 4.3.23: Non- Veg, dish type (Swadhar Greh, Adolescents Responses)

100% of responses received from the Ujjawala Homes adolescents mentioned that in non-vegetarian category a combination of chicken, mutton, fish and eggs were provided.

In non-vegetarian category, which dish is provided?		
	A combination of chicken, mutton, fish and eggs was provided	Grand Total
Chhattisgarh		
15 - 20		
Tamil Nadu	9	9
15 - 20	9	9
Grand Total	9	9

Table No. 4.3.24 : Type of Non-Vegetarian food provided in the homes. (Ujjawala Homes, Adolescents responses)

Milk, seasonal fruits, pulses and sweets

87.03% of the responses received from Swadhar Greh adolescents mentioned that milk was provided in meals and 12.96% mentioned that milk was sometimes provided with meals.

Is milk provided in meals			
Age group: States	Always	Sometimes	Grand Total
Chhattisgarh	3	3	6
15 - 20	3	3	6
Gujarat	3	3	6
15 - 20	3	3	6
Rajasthan	7	1	8
15 - 20	7	1	8
Tamil Nadu	34		34
15 - 20	34		34
Grand Total	47	7	54

Table No. 4.3.25 : Is milk provided with meals (Swadhar Greh, Adolescents Responses)

90% of responses received from the Ujjawala Homes adolescents mentioned that milk was provided in meals and 10% of responses received mentioned that milk was never provided in meals.

Is milk provided in meals?			
	Always	Never	Grand Total
Chhattisgarh		1	1
15 - 20		1	1
Tamil Nadu	9		9
15 - 20	9		9
Grand Total	9	1	10

Table No. 4.3.26 : Availability of Milk in the meals (Ujjawala Homes, Adolescents responses)

72.22% of the responses received from Swadhar Greh adolescents mentioned that seasonal fruits are always provided, 1.85% mentioned that it was rarely provided and 25.92% mentioned that it was sometimes provided.

Are seasonal fruits provided				
Age group: States	Always	Rarely	Sometimes	Grand Total
Chhattisgarh	3		3	6
15 - 20	3		3	6
Gujarat	1		5	6
15 - 20	1		5	6
Rajasthan	5		3	8
15 - 20	5		3	8
Tamil Nadu	30	1	3	34
15 - 20	30	1	3	34
Grand Total	39	1	14	54

Table No. 4.3.27 : Are seasonal fruits provided (Swadhar Greh, Adolescents Responses)

30% of responses received from the Ujjawala Homes adolescents mentioned that seasonal fruits were always provided and 70% of responses received mentioned that seasonal fruits were sometimes provided.

Are seasonal fruits provided?			
	Always	Sometimes	Grand Total
Chhattisgarh		1	1
15 - 20		1	1
Tamil Nadu	3	6	9
15 - 20	3	6	9
Grand Total	3	7	10

Table No. 4.3.28: Availability and Frequency of the seasonal fruits in the homes (Ujjawala Homes, Adolescents responses)

79.62% of the responses received from Swadhar Greh adolescents mentioned that pulses were always provided in meals, 20.37% mentioned that sometimes pulses were provided in meals.

Are pulses provided in meals			
Age group: States	Always	Sometimes	Grand Total
Chhattisgarh	4	2	6
15 - 20	4	2	6
Gujarat	1	5	6
15 - 20	1	5	6
Rajasthan	5	3	8
15 - 20	5	3	8
Tamil Nadu	33	1	34
15 - 20	33	1	34
Grand Total	43	11	54

Table No. 4.3.29 : Are pulses provided in meals (Swadhar Greh, Adolescents Responses)

100% of responses received from the Ujjawala Homes adolescents mentioned that pulses were always provided in meals.

Are pulses provided in meals?		
	Always	Grand Total
Chhattisgarh	1	1
15 – 20	1	1
Tamil Nadu	9	9
15 – 20	9	9
Grand Total	10	10

Table No. 4.3.30 : Availability of Pulses in the meal (Ujjawala Homes, Adolescents responses)

100% of the responses received from Swadhar Greh adolescents mentioned that sweets were always provided with meals.

Are sweets provided		
Age group: States	Yes	Grand Total
Chhattisgarh	6	6
15 – 20	6	6
Gujarat	6	6
15 – 20	6	6
Rajasthan	8	8
15 – 20	8	8
Tamil Nadu	34	34
15 – 20	34	34
Grand Total	54	54

Table No. 4.3.31 : Are sweets provided (Swadhar Greh, Adolescents Responses)

100% of responses received from the Ujjawala Homes adolescents mentioned that sweets were always provided.

Are sweets provided?		
	Yes	Grand Total
Chhattisgarh	1	1
15 – 20	1	1
Tamil Nadu	9	9
15 – 20	9	9
Grand Total	10	10

Table No. 4.3.32: Availability of sweets in the meals. (Ujjawala Homes, Adolescents responses)

3.70% of the responses received from Swadhar Greh adolescents mentioned that sweets were daily provided, 14.81% mentioned that it was rarely provided and 81.48% mentioned that sweets were rarely provided.

If Yes, then how often				
Age group: States	Daily	Rarely	Sometimes	Grand Total
Chhattisgarh			6	6
15 - 20			6	6
Gujarat			6	6
15 - 20			6	6
Rajasthan	1	5	2	8
15 - 20	1	5	2	8
Tamil Nadu	1	3	30	34
15 - 20	1	3	30	34
Grand Total	2	8	44	54

Table No. 4.3.33: How often are sweets provided (Swadhar Greh, Adolescents Responses)

100% of responses received from the Ujjawala Homes adolescents mentioned that sometimes sweets were provided.

If yes, then how often?		
	Sometimes	Grand Total
Chhattisgarh	1	1
15 – 20	1	1
Tamil Nadu	9	9
15 – 20	9	9
Grand Total	10	10

Table No. 4.3.34 : Frequency of sweets in the meals (Ujjawala Homes, Adolescents responses)

Quality of food

38.88% of the responses received from Swadhar Greh mentioned that they were highly satisfied with the quality of food, 5.55% mentioned that they were moderately dissatisfied with the quality of food, 50% mentioned that they were moderately satisfied with the quality of food and 5.55% were unsure of their opinion.

Are you satisfied with the quality of food					
Age group: States	Highly satisfied	Moderately dissatisfied	Moderately satisfied	Neutral	Grand Total
Chhattisgarh	1		5		6
15 - 20	1		5		6
Gujarat			5	1	6
15 - 20			5	1	6
Rajasthan	5	2	1		8
15 - 20	5	2	1		8
Tamil Nadu	15	1	16	2	34
15 - 20	15	1	16	2	34
Grand Total	21	3	27	3	54

Table No. 4.3.35 : Food Quality (Swadhar Greh, Adolescents Responses)

30% of responses received from the Ujjawala Homes adolescents were highly satisfied with the quality of food and 70% of responses received were moderately satisfied.

Are you satisfied with the quality of food?			
	Highly satisfied	Moderately satisfied	Grand Total
Chhattisgarh	1		1
15 - 20	1		1
Tamil Nadu	2	7	9
15 - 20	2	7	9
Grand Total	3	7	10

Table No. 4.3.36 : Satisfaction Level of the quality of food (Ujjawala Homes, Adolescents responses).

Hygiene and maintenance of mess/ canteen

50% of the responses received from Swadhar Greh adolescents were highly satisfied with the hygiene and maintenance of mess/ canteen, and 50% were moderately satisfied.

Are you satisfied with the hygiene and maintenance of mess/ canteen			
Age group: States	Highly satisfied	Moderately satisfied	Grand Total
Chhattisgarh	4	2	6
15 - 20	4	2	6
Gujarat	2	4	6
15 - 20	2	4	6
Rajasthan	5	3	8
15 - 20	5	3	8
Tamil Nadu	16	18	34
15 - 20	16	18	34
Grand Total	27	27	54

Table No. 4.3.37 : Hygiene and maintenance of mess/ canteen (Swadhar Greh, Adolescents Responses)

10% of responses received from the Ujjawala Homes adolescents was highly satisfied with the hygiene and maintenance of mess and canteen, and 90% of responses received were moderately satisfied.

Are you satisfied with the hygiene and maintenance of mess/ canteen?			
	Highly satisfied	Moderately satisfied	Grand Total
Chhattisgarh		1	1
15 - 20		1	1
Tamil Nadu	1	8	9
15 - 20	1	8	9
Grand Total	1	9	10

Table No. 4.3.38: Satisfaction Level of the maintenance and hygiene of the mess/canteen (Ujjawala Homes, Adolescents responses).

Providing clothes by the home

1.85% of the responses received from Swadhar Greh adolescent mentioned that they were not aware of the provision of providing clothes by the home, 98.14% mentioned that they were aware of the provision of providing clothes by the home.

Are you aware that there is a provision of providing clothes by the Home			
Age group: States	No	Yes	Grand Total
Chhattisgarh		6	6
15 - 20		6	6
Gujarat		6	6
15 - 20		6	6
Rajasthan	1	7	8
15 - 20	1	7	8
Tamil Nadu		34	34
15 - 20		34	34
Grand Total	1	53	54

Table No. 4.3.39: Awareness on provision of providing clothes by the home (Swadhar Greh, Adolescents Responses)

100% of responses received from the Ujjawala Homes adolescents were aware that there is a provision of providing clothes by the Home.

Are you aware that there is a provision of providing clothes by the Home?		
	Yes	Grand Total
Chhattisgarh	1	1
15 - 20	1	1
Tamil Nadu	9	9
15 - 20	9	9
Grand Total	10	10

Table No. 4.3.40: Awareness of the provision of providing clothes in the homes (Ujjawala Homes, Adolescents responses)

1.85% of the responses received from Swadhar Greh mentioned that they were provided with clothes once a month, 46.29% mentioned that they were provided with clothes once in 3 months, and 51.85% mentioned that they were provided with clothes once in 6 months.

Are you provided with clothes				
Age group: States	Once a month	Once in 3 months	Once in 6 months	Grand Total
Chhattisgarh		6		6
15 - 20		6		6
Gujarat		2	4	6
15 - 20		2	4	6
Rajasthan	1	5	2	8
15 - 20	1	5	2	8
Tamil Nadu		12	22	34
15 - 20		12	22	34
Grand Total	1	25	28	54

Table No. 4.3.41: Are you provided with clothes (Swadhar Greh, Adolescents Responses)

80% of responses received from the Ujjawala Homes adolescents mentioned that they were provided with clothes once in 6 months and 20% of responses received said that they were provided with clothes once in 3 months.

Are you provided with clothes?			
States: Age Groups	Once in 3 months	Once in 6 months	Grand Total
Chhattisgarh	1		1
15 - 20	1		1
Tamil Nadu	1	8	9
15 - 20	1	8	9
Grand Total	2	8	10

Table No. 4.3.42: Frequency of providing clothes to the adolescents (Ujjawala Homes, Adolescents responses)

Clothes provided in one distribution

5.55% of the responses received from Swadhar Greh adolescents mentioned that more than 3 pairs of clothes were provided in one distribution, 5.55% mentioned that one pair of clothes was provided in one distribution, 16.66% mentioned that 3 pairs of clothes were provided in one distribution and 72.22% mentioned that two pairs of clothes was provided in one distribution.

How many pairs of clothes provided in one distribution					
Age group: States	More than three	One	Three	Two	Grand Total
Chhattisgarh				6	6
15 - 20				6	6
Gujarat	2		1	3	6
15 - 20	2		1	3	6
Rajasthan	1			7	8
15 - 20	1			7	8
Tamil Nadu		3	8	23	34
15 - 20		3	8	23	34
Grand Total	3	3	9	39	54

Table No. 4.3.43: Pairs of clothes provided in one distribution (Swadhar Greh, Adolescents Responses)

100% of responses received from the Ujjawala Homes adolescents mentioned that they were provided with two clothes in one distribution.

How many pairs of clothes provided in one distribution?		
States: Age groups	Two	Grand Total
Chhattisgarh	1	1
15 - 20	1	1
Tamil Nadu	9	9
15 - 20	9	9
Grand Total	10	10

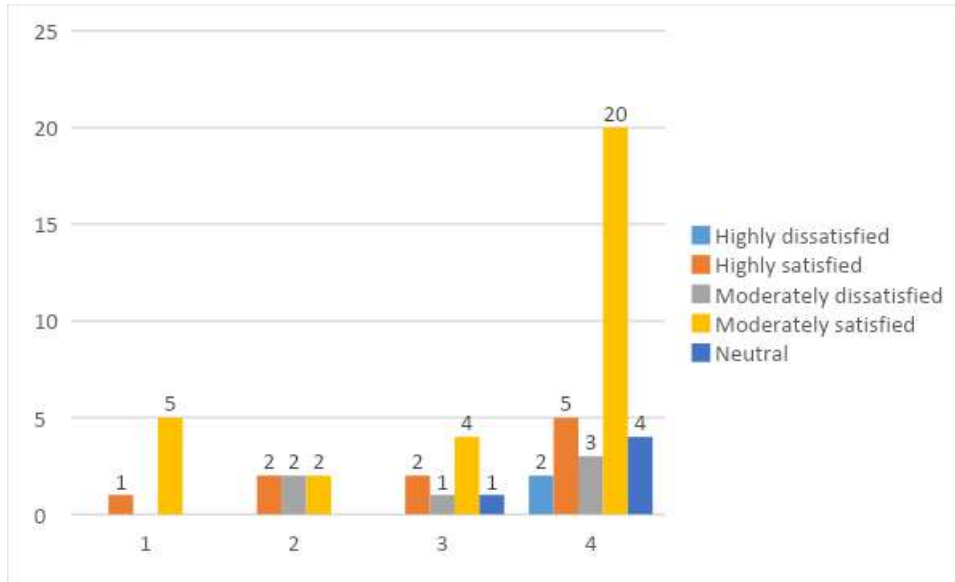
Table No. 4.3.44: Number of clothes provided in one distribution (Ujjawala Homes, Adolescents responses)

Satisfaction with frequency of clothes distribution

3.70% of the responses received from Swadhar Greh adolescents were highly satisfied with the frequency of clothes distribution, 18.51% were highly satisfied, 11.11% were moderately dissatisfied, 57.40% were moderately satisfied and 9.25% were neutral in their opinion

Are you satisfied with the clothes' distribution frequency						
Age group: States	Highly dissatisfied	Highly satisfied	Moderately dissatisfied	Moderately satisfied	Neutral	Grand Total
Chhattisgarh		1		5		6
15 - 20		1		5		6
Gujarat		2	2	2		6
15 - 20		2	2	2		6
Rajasthan		2	1	4	1	8
15 - 20		2	1	4	1	8
Tamil Nadu	2	5	3	20	4	34
15 - 20	2	5	3	20	4	34
Grand Total	2	10	6	31	5	54

Table No. 4.3.45: Clothes distribution frequency (Swadhar Greh, Adolescents Responses)



Graph No. 4.3.7: Clothes distribution frequency (Swadhar Greh, Adolescents Responses)

80% of responses received from the Ujjawala Homes adolescents were moderately satisfied, 10% of responses received was moderately dissatisfied and 10% of responses received was neutral in their opinion.

Are you satisfied with the clothes' distribution frequency?				
States: Age groups	Moderately dissatisfied	Moderately satisfied	Neutral	Grand Total
Chhattisgarh		1		1
15 - 20		1		1
Tamil Nadu	1	7	1	9
15 - 20	1	7	1	9
Grand Total	1	8	1	10

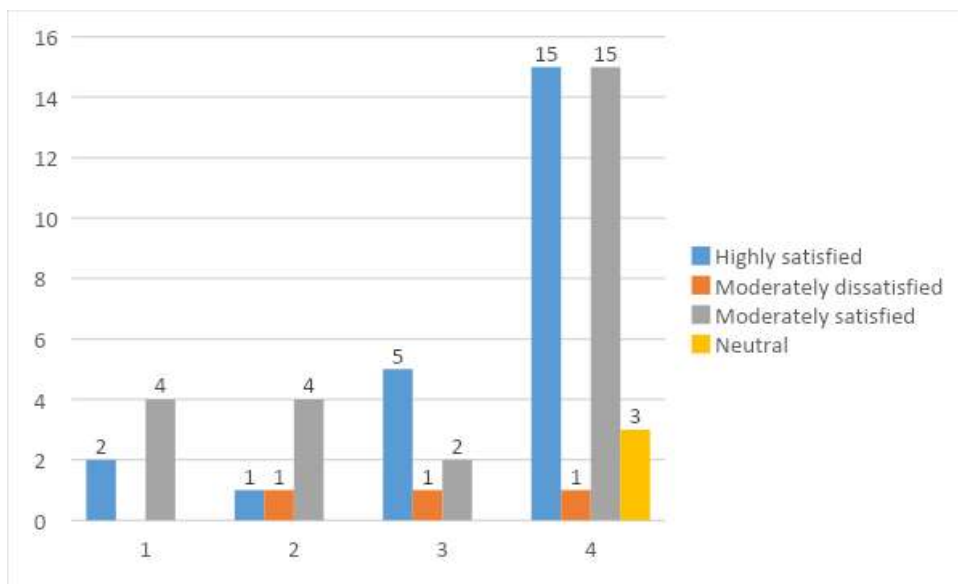
Table No. 4.3.46: Satisfaction level of the adolescents on the clothes distribution frequency (Ujjawala Homes, Adolescents responses)

Seasonality of clothes

42.59% of the responses received from Swadhar Greh respondents were highly satisfied with the seasonality of the clothes, 5.55% were moderately dissatisfied, 46.29% were moderately satisfied and 5.55% were neutral in their opinion.

Are you satisfied with the seasonality of the clothes					
Age group: States	Highly satisfied	Moderately dissatisfied	Moderately satisfied	Neutral	Grand Total
Chhattisgarh	2		4		6
15 - 20	2		4		6
Gujarat	1	1	4		6
15 - 20	1	1	4		6
Rajasthan	5	1	2		8
15 - 20	5	1	2		8
Tamil Nadu	15	1	15	3	34
15 - 20	15	1	15	3	34
Grand Total	23	3	25	3	54

Table No. 4.3.47: Satisfied with the seasonality of clothes (Swadhar Greh, Adolescents Responses)



Graph No. 4.3.8: Satisfied with the seasonality of clothes (Swadhar Greh, Adolescents Responses)

60% of responses received from the Ujjawala Homes adolescents were moderately satisfied and 40% of responses received were highly satisfied with the seasonality of clothes.

Are you satisfied with the seasonality of the clothes?			
States: Age group	Highly satisfied	Moderately satisfied	Grand Total
Chhattisgarh	1		1
15 - 20	1		1
Tamil Nadu	3	6	9
15 - 20	3	6	9
Grand Total	4	6	10

Table No. 4.3.48: Satisfaction Level of the adolescents on the seasonality of the clothes (Ujjawala Homes, Adolescents responses)

Laundry services and ironing of clothes

9.25% of the responses received from Swadhar Greh adolescents mentioned that there was always the provision of laundry services and ironing of clothes, 5.55% said that sometimes there was provision, and 85.18% said that there was never a provision of laundry services and ironing of clothes.

Is there provision of laundry services and ironing of clothes				
Age group: States	Always	Never	Sometimes	Grand Total
Chhattisgarh		6		6
15 - 20		6		6
Gujarat		6		6
15 - 20		6		6
Rajasthan	5	3		8
15 - 20	5	3		8
Tamil Nadu		31	3	34
15 - 20		31	3	34
Grand Total	5	46	3	54

Table No. 4.3.49: Provision of laundry and ironing (Swadhar Greh, Adolescents Responses)

100% of responses received from the Ujjawala Homes adolescents mentioned that there is no provision of laundry services and ironing of clothes.

Is there provision of laundry services and ironing of clothes?		
States: Row Labels	Never	Grand Total
Chhattisgarh	1	1
15 - 20	1	1
Tamil Nadu	9	9
15 - 20	9	9
Grand Total	10	10

Table No. 4.3.50: Availability of the provision of laundry services and ironing of the clothes in the homes (Ujjawala Homes, Adolescents responses)

Satisfaction with Laundry and ironing of clothes

7.40% of the responses received from Swadhar Greh were highly dissatisfied with the provision of laundry and ironing services, 11.11% were highly satisfied, 24.07% were moderately dissatisfied and 57.40% were neutral in their opinion.

Are you satisfied with the provision of laundry and ironing services					
Age group: States	Highly dissatisfied	Highly satisfied	Moderately dissatisfied	Neutral	Grand Total
Chhattisgarh				6	6
15 - 20				6	6
Gujarat	1		3	2	6
15 - 20	1		3	2	6
Rajasthan	2	5	1		8
15 - 20	2	5	1		8
Tamil Nadu	1	1	9	23	34
15 - 20	1	1	9	23	34
Grand Total	4	6	13	31	54

Table No. 4.3.51: Satisfied with the provision of laundry and ironing (Swadhar Greh, Adolescents Responses)

90% of responses received from the Ujjawala Homes adolescents were neutral in their opinion regarding provision of laundry and ironing services and 10% of responses received was moderately dissatisfied.

Are you satisfied with the provision of laundry and ironing services?			
States: Age Groups	Moderately dissatisfied	Neutral	Grand Total
Chhattisgarh		1	1
15 - 20		1	1
Tamil Nadu	1	8	9
15 - 20	1	8	9
Grand Total	1	9	10

Table No. 4.3.52: Satisfaction level of the adolescents on the provision of the laundry and ironing services (Ujjawala Homes, Adolescents responses)

Pocket Money

90.74% of the responses received from adolescents agreed that there is a provision to provide for pocket money to each resident and 9.25% were not aware that there is a provision to provide for pocket money to each resident. All adolescent residents of Chhattisgarh were aware of the provision of pocket money.

Are you aware that there is a provision to provide for pocket money to each resident?			
Age group: States	No	Yes	Grand Total
Chhattisgarh		6	6
15 - 20		6	6
Gujarat	1	5	6
15 - 20	1	5	6
Rajasthan	3	5	8
15 - 20	3	5	8
Tamil Nadu	1	33	34
15 - 20	1	33	34
Grand Total	5	49	54

Table 4.3.53: Awareness regarding provision to provide for pocket money to each resident (Swadhar Greh Adolescents responses)

60% of responses received from the Ujjawala Homes adolescents were aware that there is a provision to provide for pocket money to each resident and 40% of responses received were unaware.

Are you aware that there is a provision to provide for pocket money to each resident?			
	No	Yes	Grand Total
Chhattisgarh	1		1
15 - 20	1		1
Tamil Nadu	3	6	9
15 - 20	3	6	9
Grand Total	4	6	10

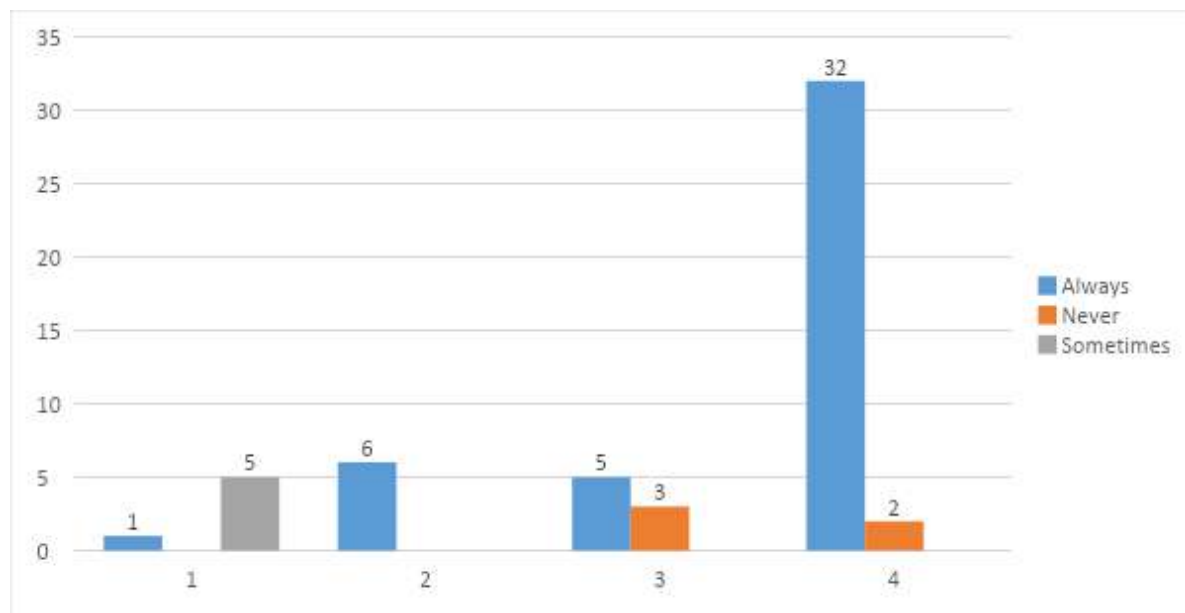
Table No. 4.3.54: Awareness among the residents on the provision to provide for pocket money (Ujjawala Homes, Adolescents responses).

Do adolescent residents receive pocket money

81.48% adolescents agreed that they always received pocket money, 9.25% mentioned that they sometimes received and 9.25% mentioned that they never received any pocket money.

Do you receive pocket money?				
Age group: States	Always	Never	Sometime	Grand Total
Chhattisgarh	1		5	6
15 - 20	1		5	6
Gujarat	6			6
15 - 20	6			6
Rajasthan	5	3		8
15 - 20	5	3		8
Tamil Nadu	32	2		34
15 - 20	32	2		34
Grand Total	44	5	5	54

Table 4.3.55: Do you receive pocket money? (Swadhar Greh Adolescents responses)



Graph No. 4.3.9: Do you receive pocket money? (Swadhar Greh, Adolescents responses)

100% of responses received from the Ujjawala Homes adolescents mentioned that they never received any pocket money.

Do you receive pocket money?		
	Never	Grand Total
Chhattisgarh	1	1
15 - 20	1	1
Tamil Nadu	9	9
15 - 20	9	9
Grand Total	10	10

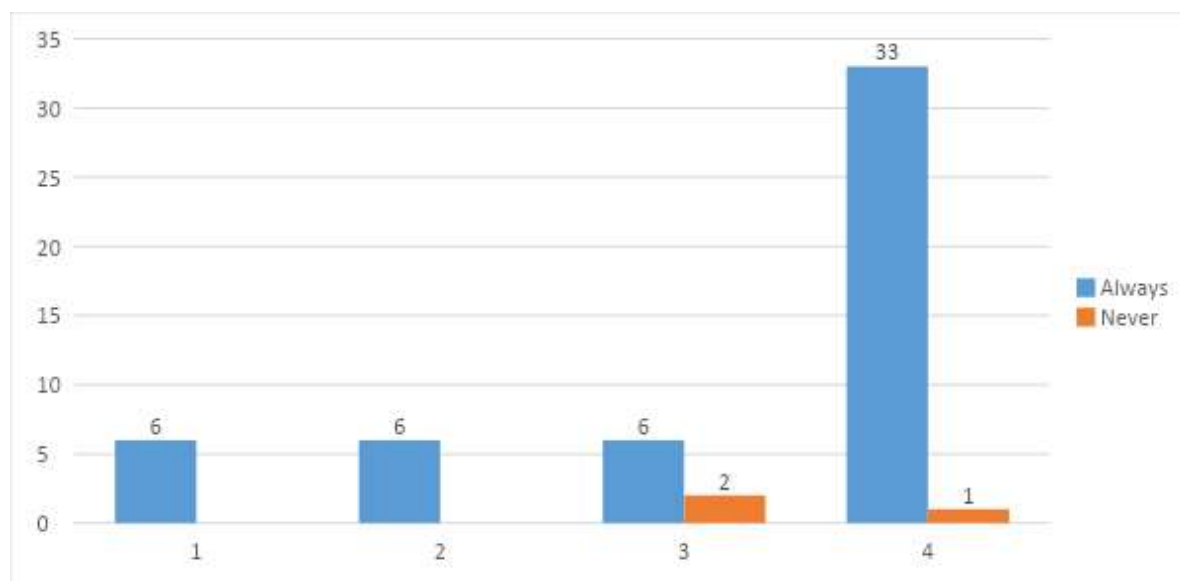
Table No. 4.3.56: Status on whether adolescents received pocket money (Ujjawala Homes, Adolescents responses).

Sum of money received

94.44% adolescents mentioned that the sum of money was always constant throughout the year and 5.55% mentioned that it was never constant throughout the year. All adolescent residents of Chhattisgarh and Gujarat stated that the sum of money is always constant.

If you receive it, is the sum of money constant throughout the year?			
Age group: States	Always	Never	Grand Total
Chhattisgarh	6		6
15 – 20	6		6
Gujarat	6		6
15 - 20	6		6
Rajasthan	6	2	8
15 - 20	6	2	8
Tamil Nadu	33	1	34
15 - 20	33	1	34
Grand Total	51	3	54

Table 4.3.57: If you receive it, is the sum of money constant throughout the year? (Swadhar Greh Adolescents responses)



Graph No. 4.3.10: If you receive it, is the sum of money constant throughout the year? (Swadhar Greh, Adolescents responses)

60% of responses received from the Ujjawala Homes adolescents mentioned that the sum of money was always constant throughout the year and 40% of responses received mentioned that it was never constant throughout the year.

Is the sum of money constant throughout the year?			
	Always	Never	Grand Total
Chhattisgarh		1	1
15 - 20		1	1
Tamil Nadu	6	3	9
15 - 20	6	3	9
Grand Total	6	4	10

Table No. 4.3.58: Consistency on the amount of money paid throughout the year (Ujjawala Homes, Adolescents responses).

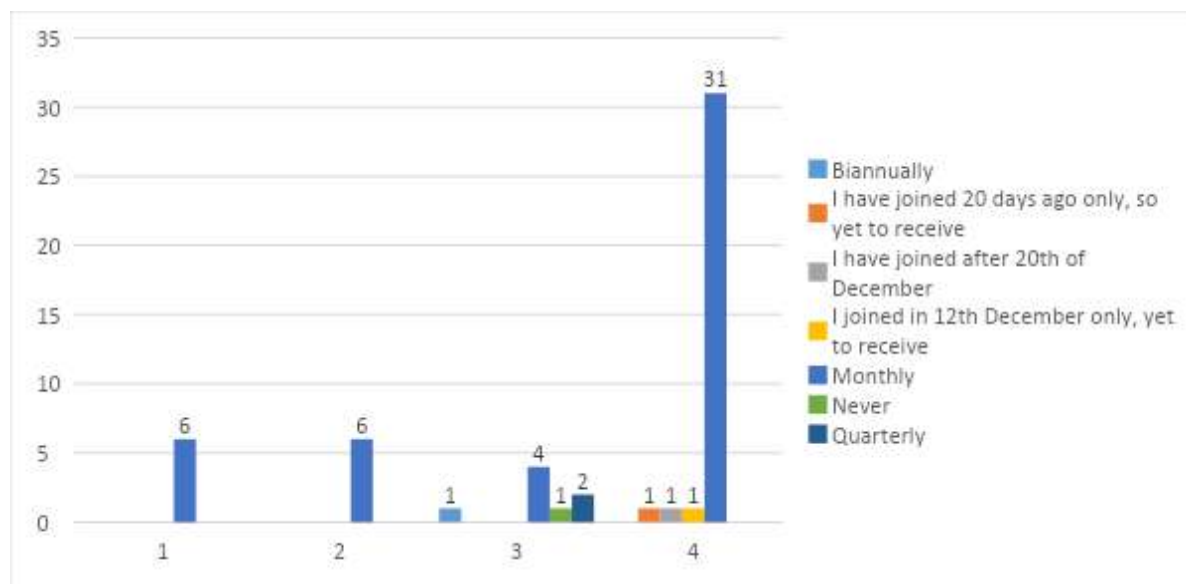
Frequency of receiving pocket money

87.03% of the adolescent responses mentioned that they frequency of receiving pocket money was monthly, 3.70% mentioned that it was quarterly, 1.85% mentioned that it was biannually, 1.85% mentioned that they never received pocket money, two mentioned that they had recently joined so they didn't get anything yet.

What is the frequency of receiving the pocket money?								
Age group : States	Biannually	I have joined 20 days ago only, so yet to receive	I have joined after 20th of December	I joined in 12th December only, yet to receive	Monthly	Never	Quarterly	Grand Total
Chhattisgarh					6			6
15 - 20					6			6
Gujarat					6			6
15 - 20					6			6

Rajasthan	1				4	1	2	8
15 - 20	1				4	1	2	8
Tamil Nadu		1	1	1	31			34
15 - 20		1	1	1	31			34
Grand Total	1	1	1	1	47	1	2	54

Table 4.3.59: Frequency of receiving the pocket money (Swadhar Greh Adolescents responses)



Graph No. 4.3.11: Frequency of receiving the pocket money (Swadhar Greh, Adolescents responses)

60% of responses received from the Ujjwala Homes adolescents mentioned that the frequency of receiving the pocket money was monthly, 30% of responses received were unaware about pocket money and 10% of responses received had no opinion about it.

What is the frequency of receiving the pocket money?				
	Monthly	Nil	Not aware	Grand Total
Chhattisgarh		1		1
15 - 20		1		1
Tamil Nadu	6		3	9
15 - 20	6		3	9
Grand Total	6	1	3	10

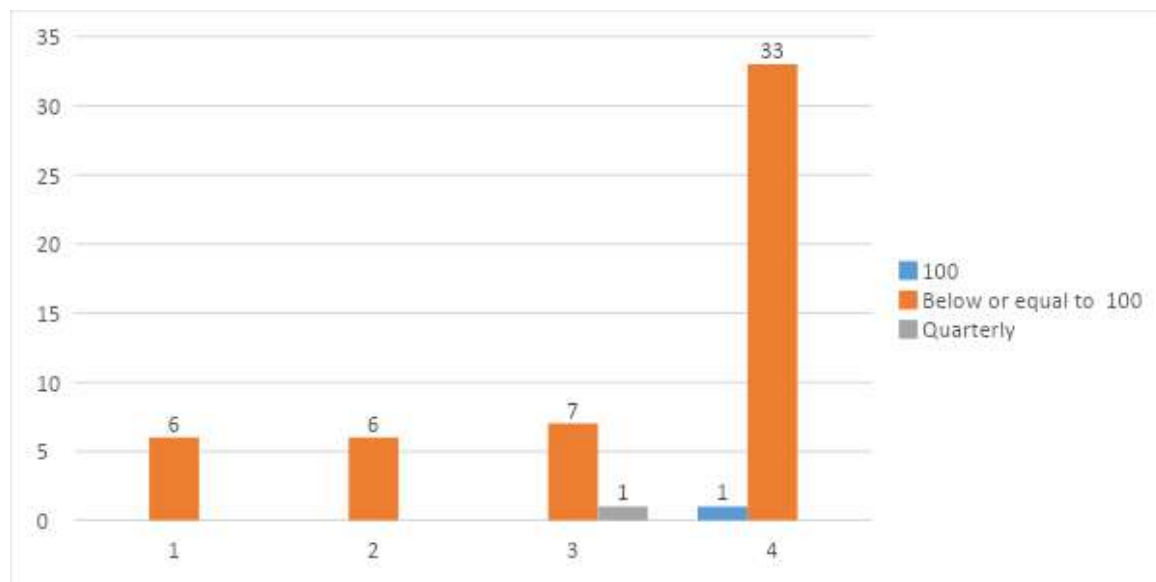
Table No. 4.3.60: Frequency of receiving the pocket money (Ujjawala Homes, Adolescents responses)

Amount of money received in one distribution.

96.29% adolescents mentioned that the amount received was below or equal to 100, and 1.85% mentioned that it was exactly 100.

What is the amount of money you receive in one distribution?				
Age group: States	100	Below or equal to 100	Quarterly	Grand Total
Chhattisgarh		6		6
15 - 20		6		6
Gujarat		6		6
15 - 20		6		6
Rajasthan		7	1	8
15 - 20		7	1	8
Tamil Nadu	1	33		34
15 - 20	1	33		34
Grand Total	1	52	1	54

Table 4.3.61: Amount of money you receive in one distribution (Swadhar Greh Adolescents responses)



Graph No. 4.3.12: Amount of money you receive in one distribution (Swadhar Greh, Adolescents responses)

60% of responses received from the Ujjawala Homes adolescents mentioned that they received 175 rupees as pocket money in one distribution and 40% of responses received mentioned that they didn't receive any pocket money.

What is the amount of money you receive in one distribution?			
	175	Haven't received	Grand Total
Chhattisgarh		1	1
15 – 20		1	1
Tamil Nadu	6	3	9
15 – 20	6	3	9
Grand Total	6	4	10

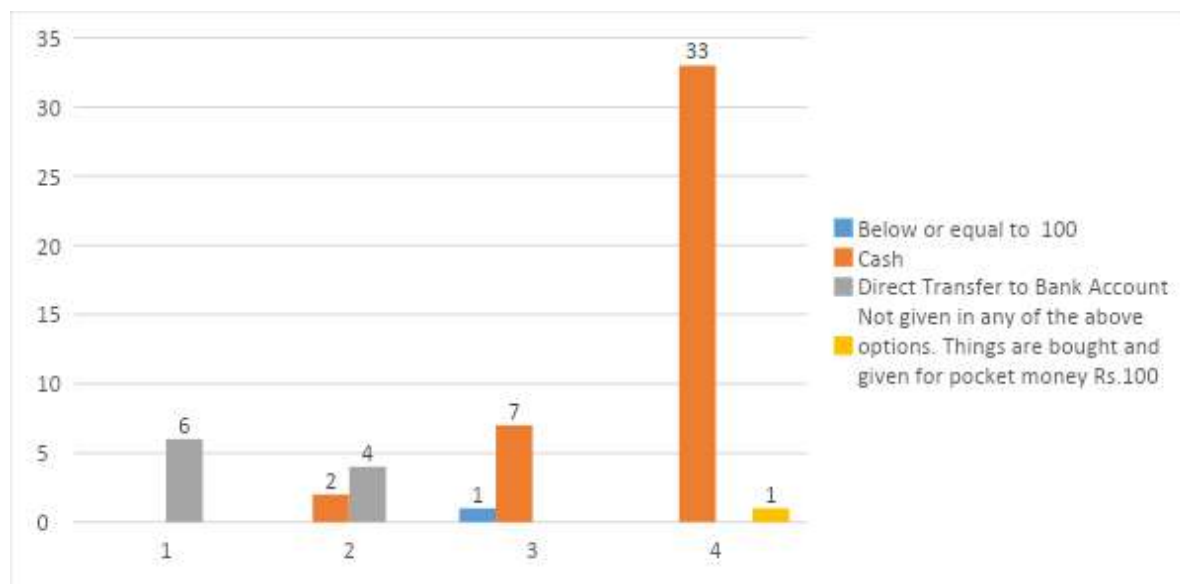
Table No. 4.3.62: Amount of the pocket money received (Ujjawala Homes, Adolescents responses).

Form of pocket money

77.77% adolescents mentioned that they received the pocket money in form of cash, 1.85% mentioned that no money was given and things were bought for them when needed and 18.51% mentioned that the amount was directly transferred to their bank account.

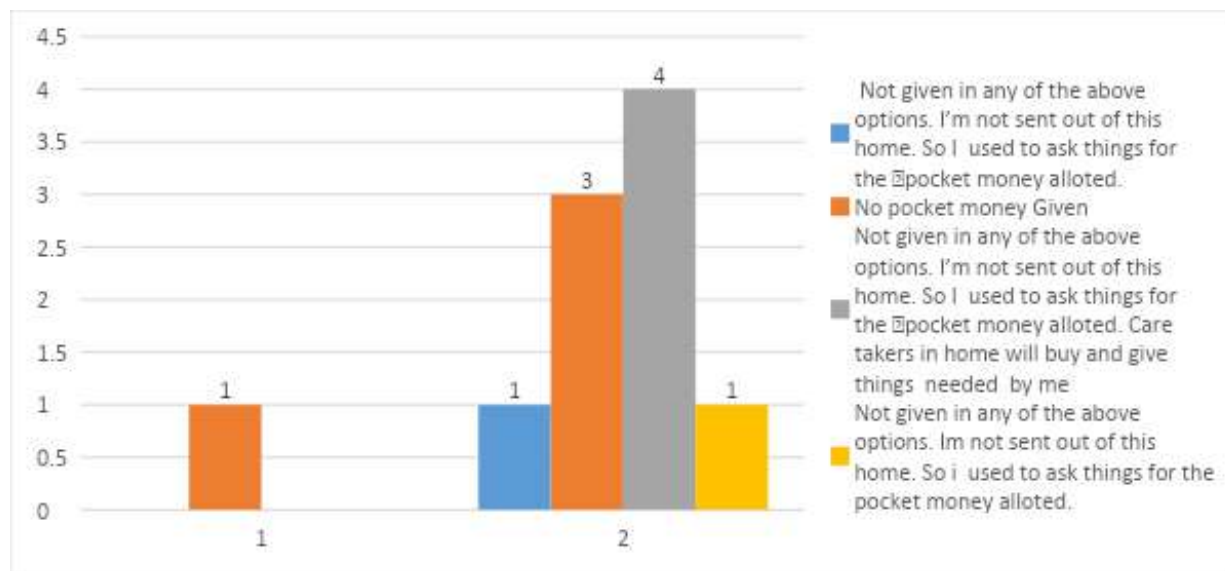
In what form do you receive the pocket money?					
Age group: States	Below or equal to 100	Cash	Direct Transfer to Bank Account	Not given in any of the above options. Things are bought and given for pocket money Rs.100	Grand Total
Chhattisgarh			6		6
15 - 20			6		6
Gujarat		2	4		6
15 - 20		2	4		6
Rajasthan	1	7			8
15 - 20	1	7			8
Tamil Nadu		33		1	34
15 - 20		33		1	34
Grand Total	1	42	10	1	54

Table 4.3.63: What form do you receive the pocket money (Swadhar Greh Adolescents responses)



Graph No. 4.3.13: What form do you receive the pocket money (Swadhar Greh, Adolescents responses)

100% of responses received from the Ujjawala Homes adolescents commonly mentioned that even though they were allotted pocket money, they were not given it directly. They had to ask for things which the home would buy for them.



Graph No. 4.3.14: Form in which the pocket money was given (Ujjawala Homes, Adolescents responses).

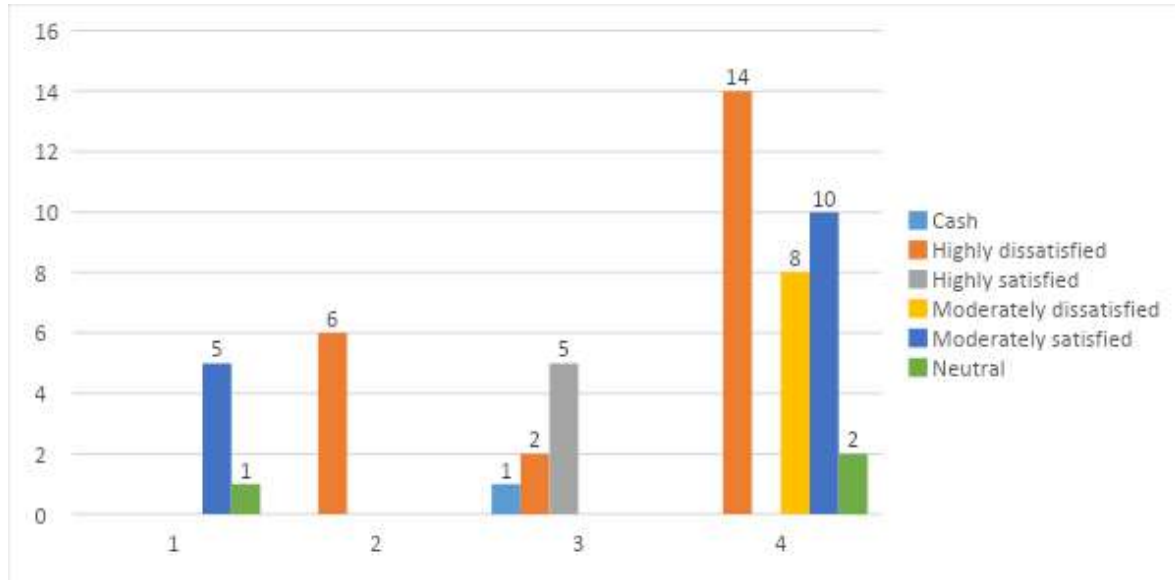
Satisfaction with the sum of pocket money received

40.74% of total adolescent’s responses were highly dissatisfied, 9.25% were highly satisfied, 14.8% were moderately dissatisfied, 27.77% were moderately satisfied and 5.55% were neutral in their opinion.

Are you satisfied with the sum of pocket money you receive?							
Age group:	Cash	Highly dissatisfied	Highly satisfied	Moderately dissatisfied	Moderately satisfied	Neutral	Grand Total
Chhattisgarh					5	1	6
15 - 20					5	1	6
Gujarat		6					6
15 - 20		6					6
Rajasthan	1	2	5				8
15 - 20	1	2	5				8

Tamil Nadu		14		8	10	2	34
15 - 20		14		8	10	2	34
Grand Total	1	22	5	8	15	3	54

Table 4.3.64: Satisfied with the sum of pocket money you receive (Swadhar Greh Adolescents responses)



Graph No. 4.3.15: Satisfied with the sum of pocket money you receive (Swadhar Greh, Adolescents responses)

60% of responses received from the Ujjawala Homes adolescents were moderately satisfied with the sum of pocket money they received, and 40% of responses received were neutral in their opinion.

Are you satisfied with the sum of pocket money you receive?			
	Moderately satisfied	Neutral	Grand Total
Chhattisgarh		1	1
15 - 20		1	1
Tamil Nadu	6	3	9
15 - 20	6	3	9
Grand Total	6	4	10

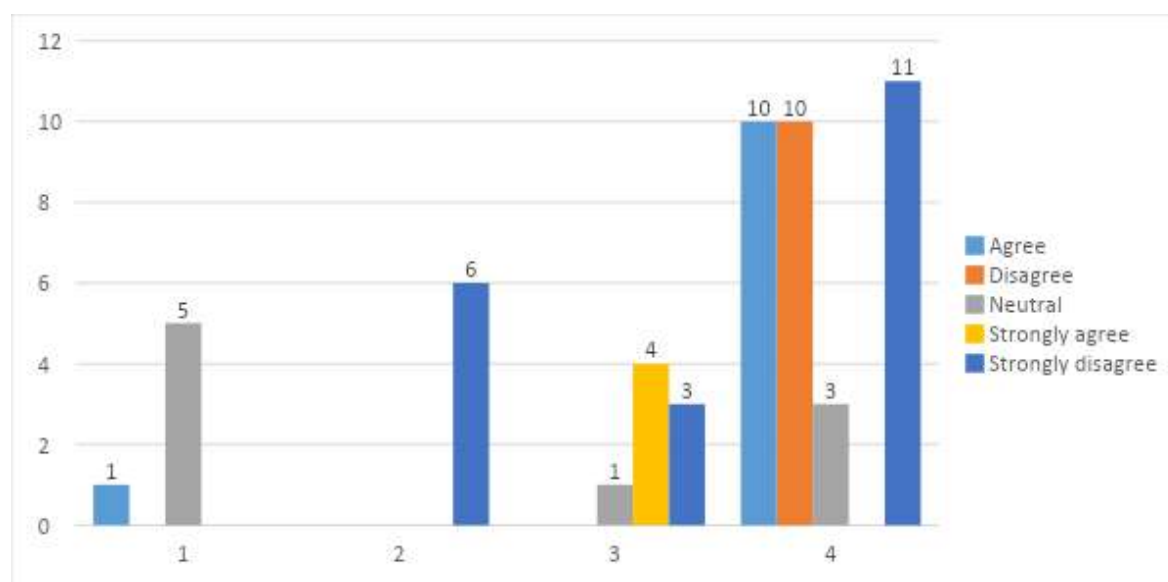
Table No. 4.3.65: Satisfaction level with the sum of pocket money received (Ujjawala Homes, Adolescents responses).

Is pocket money you receive sufficient to sustain

20.37% of total adolescent's responses agreed that the pocket money was sufficient to sustain, 7.40% strongly agreed, 18.51% disagreed, 37.03% strongly disagreed and 16.66% were neutral in their opinion.

The pocket money you receive is sufficient to sustain?						
Age group: States	Agree	Disagree	Neutral	Strongly agree	Strongly disagree	Grand Total
Chhattisgarh	1		5			6
15 - 20	1		5			6
Gujarat					6	6
15 - 20					6	6
Rajasthan			1	4	3	8
15 - 20			1	4	3	8
Tamil Nadu	10	10	3		11	34
15 - 20	10	10	3		11	34
Grand Total	11	10	9	4	20	54

Table 4.3.66: Is pocket money you receive is sufficient to sustain (Swadhar Greh Adolescents responses)



Graph No. 4.3.16: Is pocket money you receive is sufficient to sustain (Swadhar Greh, Adolescents responses)

60% of responses received from the Ujjawala Homes adolescents agreed that the pocket money they received is sufficient to sustain and 40% of responses received were neutral in their opinion.

The pocket money you receive is sufficient to sustain?			
	Agree	Neutral	Grand Total
Chhattisgarh		1	1
15 – 20		1	1
Tamil Nadu	6	3	9
15 – 20	6	3	9
Grand Total	6	4	10

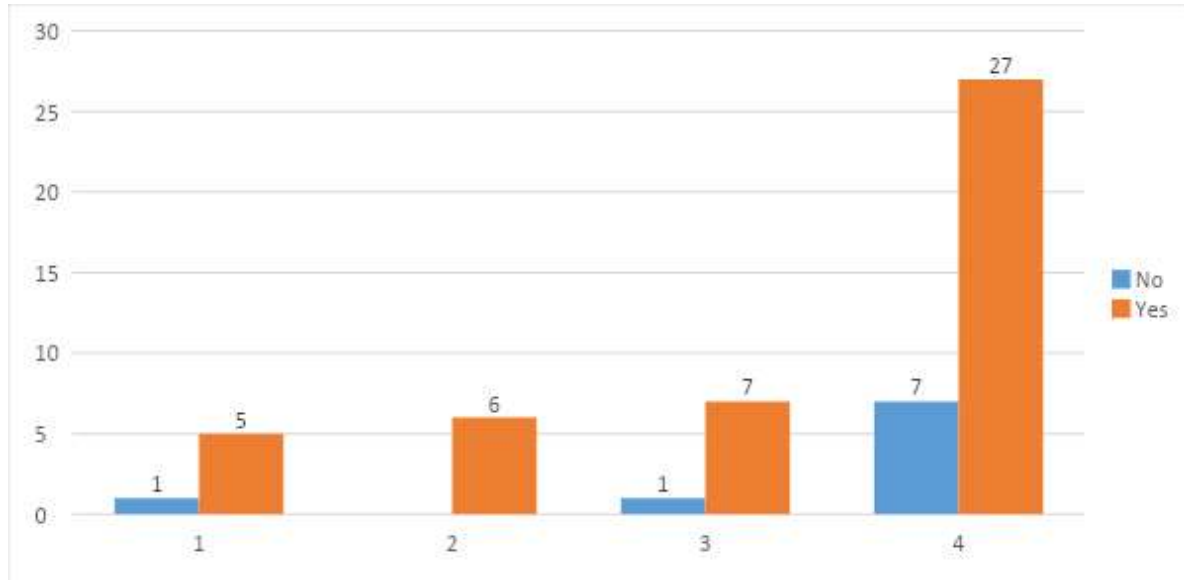
Table No. 4.3.67: Sufficiency on the amount of the pocket money received (Ujjawala Homes, Adolescents responses).

Recreational activities provided for outdoor activities

83.33% of total adolescents mentioned that recreational activities were provided for outdoor activities and 16.66% disagreed to it.

Are the recreational activities provided for outdoor activities?			
Age group: States	No	Yes	Grand Total
Chhattisgarh	1	5	6
15 – 20	1	5	6
Gujarat		6	6
15 – 20		6	6
Rajasthan	1	7	8
15 – 20	1	7	8
Tamil Nadu	7	27	34
15 – 20	7	27	34
Grand Total	9	45	54

Table 4.3.68: Are the recreational activities provided for outdoor activities (Swadhar Greh Adolescents responses)



Graph No. 4.3.17: Are the recreational activities provided for outdoor activities (Swadhar Greh, Adolescents responses)

90% of responses received from the Ujjawala Homes adolescents mentioned that no recreational activities were provided for outdoor activities and only 10% of responses received said that recreational activities were provided for outdoor activities.

Are the recreational activities provided for outdoor activities?			
	No	Yes	Grand Total
Chhattisgarh	1		1
15 – 20	1		1
Tamil Nadu	8	1	9
15 – 20	8	1	9
Grand Total	9	1	10

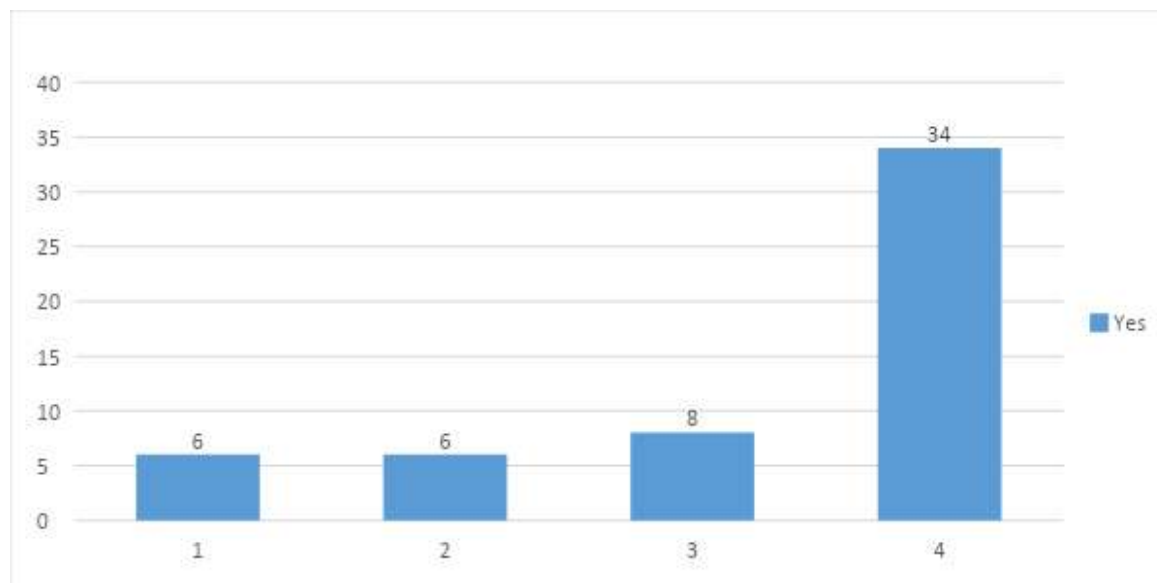
Table No. 4.3.69: Recreational activities in the homes (Ujjawala Homes, Adolescents responses).

Recreational activities provided for indoor activities

All 100% adolescents agreed that recreational activities were provided for indoor activities.

Are the recreational activities provided for indoor activities?		
Age group: States	Yes	Grand Total
Chhattisgarh	6	6
15 – 20	6	6
Gujarat	6	6
15 – 20	6	6
Rajasthan	8	8
15 – 20	8	8
Tamil Nadu	34	34
15 – 20	34	34
Grand Total	54	54

Table 4.3.70: Are the recreational activities provided for indoor activities (Swadhar Greh Adolescents responses)



Graph No. 4.3.18: Are the recreational activities provided for indoor activities (Swadhar Greh, Adolescents responses)

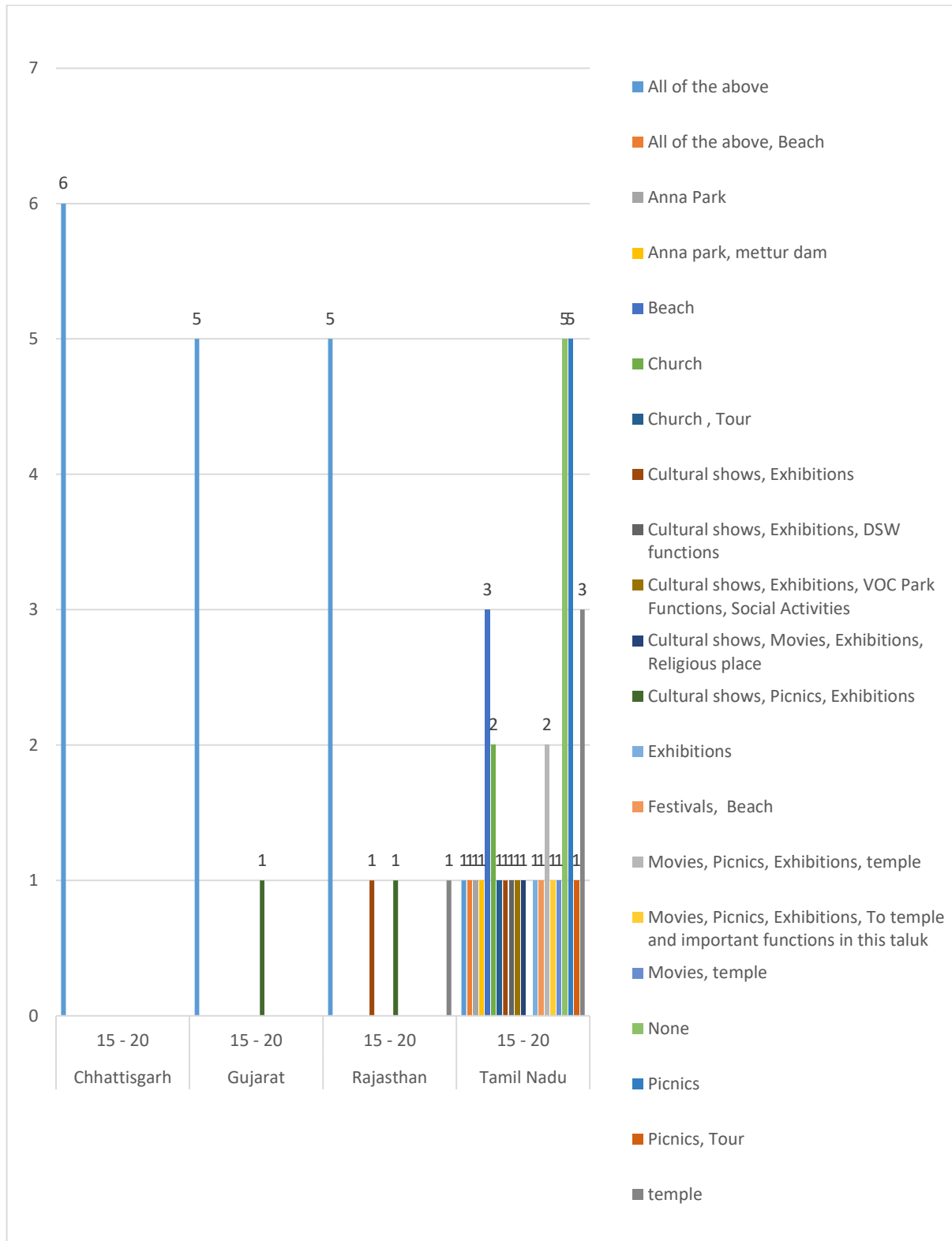
100% of responses received from the Ujjawala Homes adolescents mentioned that recreational activities were provided for indoor activities.

Are the recreational activities provided for indoor activities?		
	Yes	Grand Total
Chhattisgarh	1	1
15 – 20	1	1
Tamil Nadu	9	9
15 – 20	9	9
Grand Total	10	10

Table No. 4.3.71: Indoor Activities among the recreational activities (Ujjawala Homes, Adolescents responses).

Recreational activities

All 100% of responses from adolescents mentioned the following activities of recreation: Anna Park, mettur dam, Beach, Church Tour, Cultural shows, Exhibitions, , DSW functions, VOC Park Functions, Social Activities, Movies, Religious place, Picnics, Festivals, temple, Movies, etc.



Graph No. 4.3.19: Recreational activities provided (Swadhar Greh, Adolescents responses)

90% of responses received from the Ujjawala Homes adolescents mentioned that they were taken to Cultural shows, Exhibitions, Visit to Dam, Falls, Mountain and 10% of responses received mentioned that they were taken to movies.

Which of the following recreational activities are they taken to?				
	Cultural shows, Exhibitions, Visit to Dam, Falls, Mountain	Cultural shows, Exhibitions, Visit to Falls, Dam, Yelagiri Mountain	Movies	Grand Total
Chhattisgarh			1	1
15 - 20			1	1
Tamil Nadu	1	8		9
15 - 20	1	8		9
Grand Total	1	8	1	10

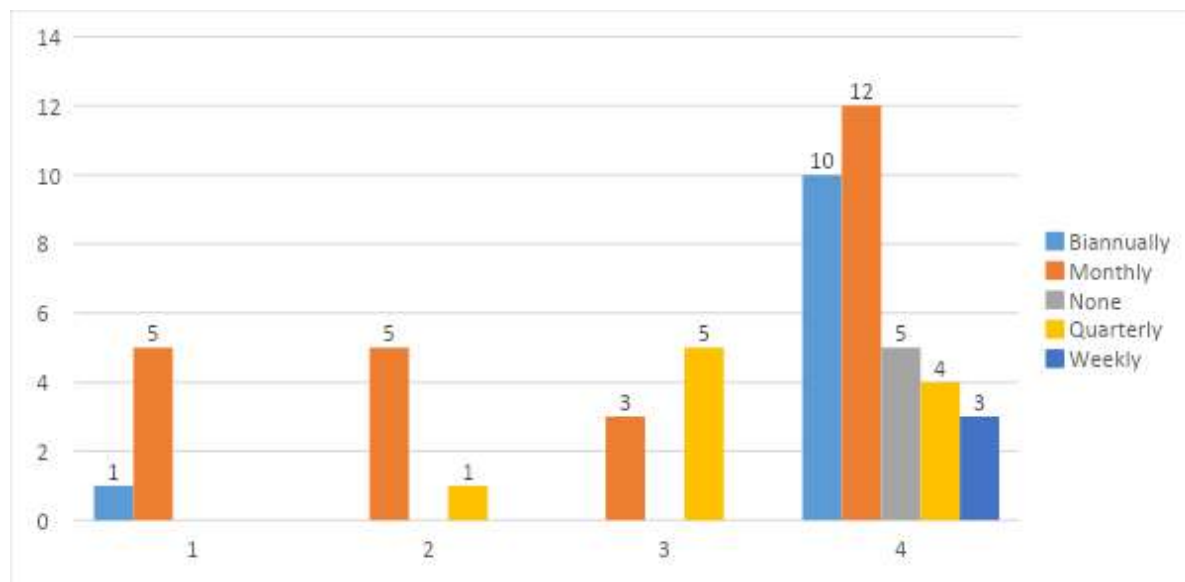
Table No. 4.3.72: Types of recreational activities taken into (Ujjawala Homes, Adolescents responses)

Frequency of recreational activities

20.37% of the responses received from adolescents mentioned that they were taken out for recreational activities biannually, 46.29% mentioned that they were taken out monthly, 9.25% mentioned that they were never taken out, 18.51% mentioned that they were taken out quarterly and 5.55% mentioned that they were taken out weekly.

How often they are taken out for these recreational activities?						
Age group: States	Bi annually	Month ly	None	Quarter ly	Week ly	Grand Total
Chhattisgarh	1	5				6
15 - 20	1	5				6
Gujarat		5		1		6
15 - 20		5		1		6
Rajasthan		3		5		8
15 - 20		3		5		8
Tamil Nadu	10	12	5	4	3	34
15 - 20	10	12	5	4	3	34
Grand Total	11	25	5	10	3	54

Table 4.3.73: How often they are taken out for these recreational activities (Swadhar Greh Adolescents responses)



Graph No. 4.3.20: How often they are taken out for these recreational activities (Swadhar Greh, Adolescents responses)

30% of responses received from the Ujjawala Homes adolescents mentioned that they were taken out biannually and 70% of responses received mentioned that they were taken out monthly.

How often they are taken out for these recreational activities?			
	Biannually	Monthly	Grand Total
Chhattisgarh		1	1
15 - 20		1	1
Tamil Nadu	3	6	9
15 - 20	3	6	9
Grand Total	3	7	10

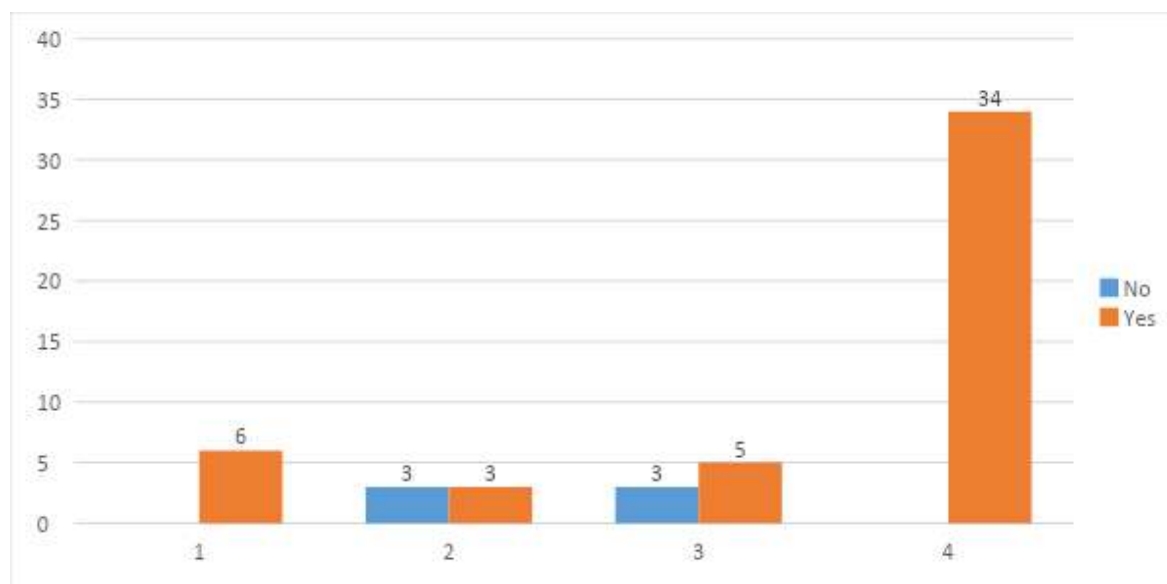
Table No. 4.3.74: Frequency of taking out for recreational activities (Ujjawala Homes, Adolescents responses).

Television

88.88% of the responses received from adolescents mentioned that the television was provided in the home and 11.11% mentioned that it was not provided at home. In Chhattisgarh and Tamil Nadu Swadhar Greh, all adolescent resident agreed that a television is provided.

Is the television provided in the home?			
Age group: States	No	Yes	Grand Total
Chhattisgarh		6	6
15 - 20		6	6
Gujarat	3	3	6
15 - 20	3	3	6
Rajasthan	3	5	8
15 - 20	3	5	8
Tamil Nadu		34	34
15 - 20		34	34
Grand Total	6	48	54

Table 4.3.75: Is the television provided in the home (Swadhar Greh Adolescents responses)



Graph No. 4.3.21: Is the television provided in the home (Swadhar Greh, Adolescents responses)

100% of responses received from the Ujjawala Homes adolescents mentioned that television was provided at home.

Is the television provided in the home?		
	Yes	Grand Total
Chhattisgarh	1	1
15 - 20	1	1
Tamil Nadu	9	9
15 - 20	9	9
Grand Total	10	10

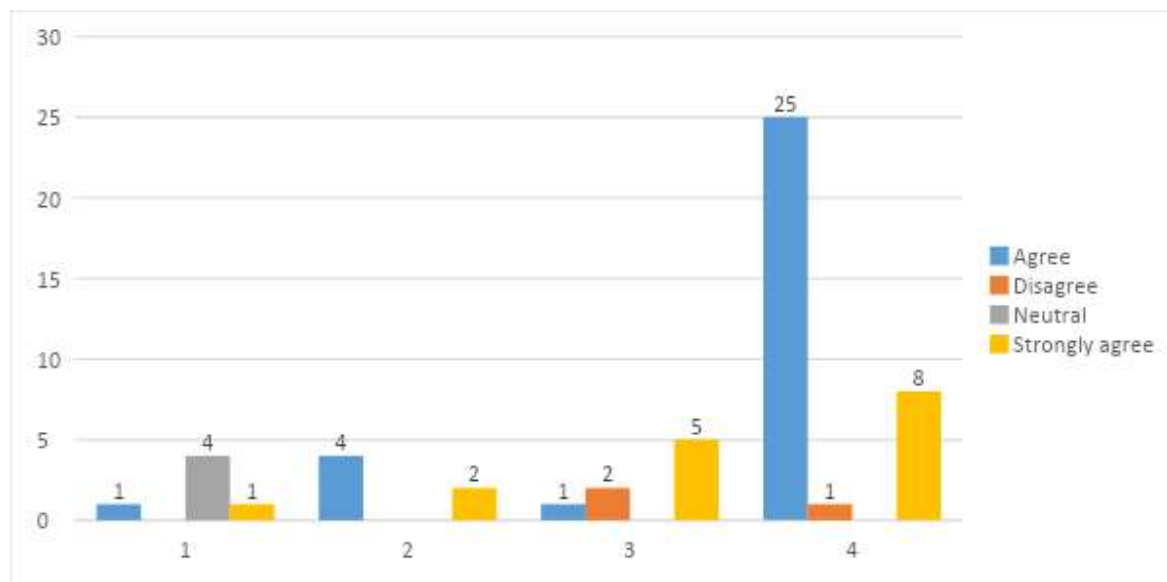
Table No. 4.3.76: Availability of the televisions in the homes (Ujjawala Homes, Adolescents responses).

Do recreation activities needs to be increased and optimised

29.62% of the responses received from adolescents strongly agreed that the activities for recreation needed to be increased and optimised, 46.29% of them agreed, 1.85% disagreed and 7.40% were neutral about it

Do you agree that the activities for recreation needs to be increased and optimised?					
Age group: States	Agree	Disagree	Neutral	Strongly agree	Grand Total
Chhattisgarh	1		4	1	6
15 - 20	1		4	1	6
Gujarat	4			2	6
15 - 20	4			2	6
Rajasthan	1	2		5	8
15 - 20	1	2		5	8
Tamil Nadu	25	1		8	34
15 - 20	25	1		8	34
Grand Total	31	3	4	16	54

Table 4.3.77: Do you agree that the activities for recreation needs to be increased and optimised (Swadhar Greh Adolescents responses)



Graph No. 4.3.22: Do you agree that the activities for recreation needs to be increased and optimised (Swadhar Greh, Adolescents responses)

40% of responses received from the Ujjawala Homes adolescents agreed that the activities for recreation needed to be increased and optimized and 60% of responses received strongly agreed to it.

Do you agree that the activities for recreation needs to be increased and optimized?			
	Agree	Strongly agree	Grand Total
Chhattisgarh	1		1
15 - 20	1		1
Tamil Nadu	3	6	9
15 - 20	3	6	9
Grand Total	4	6	10

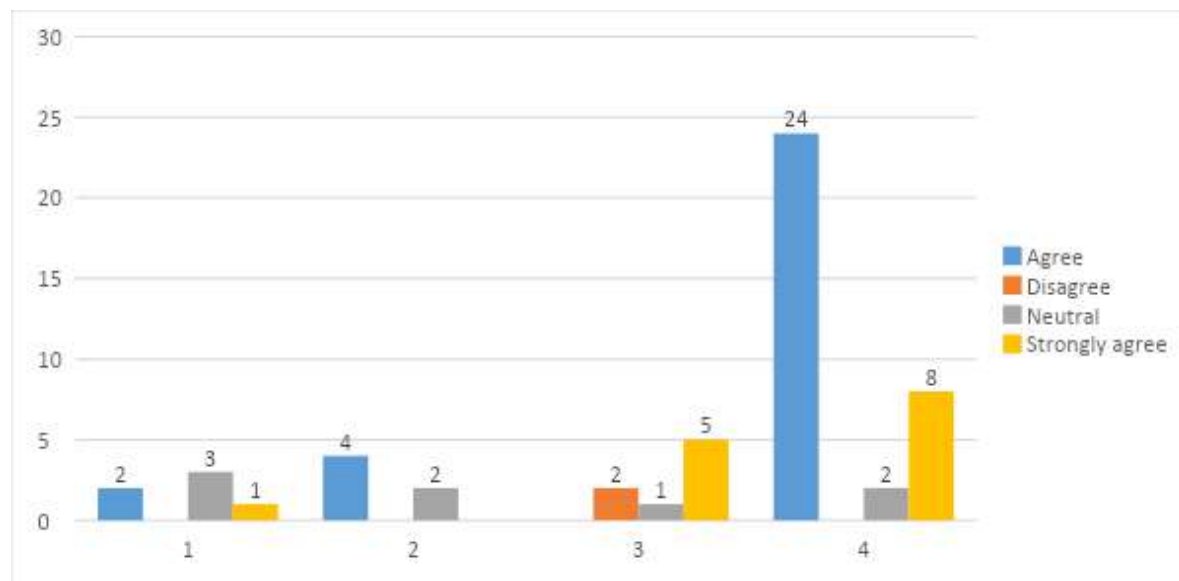
Table No. 4.3.78: Need of the recreation to be increased and optimized (Ujjawala Homes, Adolescents responses).

Are recreational activities are kept keeping in mind all the age groups of women

25.92% of the responses received from adolescents strongly agreed that recreational activities are kept keeping in mind all the age groups of women, 55.55% of them agreed, 3.70% of them disagreed and 14.81% were neutral in their opinion.

Do you agree that the recreational activities are kept keeping in mind all the age groups of women?					
Age group: States	Agree	Disagree	Neutral	Strongly agree	Grand Total
Chhattisgarh	2		3	1	6
15 - 20	2		3	1	6
Gujarat	4		2		6
15 - 20	4		2		6
Rajasthan		2	1	5	8
15 - 20		2	1	5	8
Tamil Nadu	24		2	8	34
15 - 20	24		2	8	34
Grand Total	30	2	8	14	54

Table 4.3.79: Do you agree that the recreational activities are kept keeping in mind all the age groups of women (Swadhar Greh Adolescents responses)



Graph No. 4.3.23: Do you agree that the recreational activities are kept keeping in mind all the age groups of women (Swadhar Greh, Adolescents responses)

70% of responses received from the Ujjawala Homes adolescents agreed that recreational activities are kept keeping in mind all the age groups of women, 20% of responses received were neutral in their opinion and 10% of responses received strongly agreed to it.

Do you agree that the recreational activities are kept keeping in mind all the age groups of women?				
	Agree	Neutral	Strongly agree	Grand Total
Chhattisgarh	1			1
15 - 20	1			1
Tamil Nadu	6	2	1	9
15 - 20	6	2	1	9
Grand Total	7	2	1	10

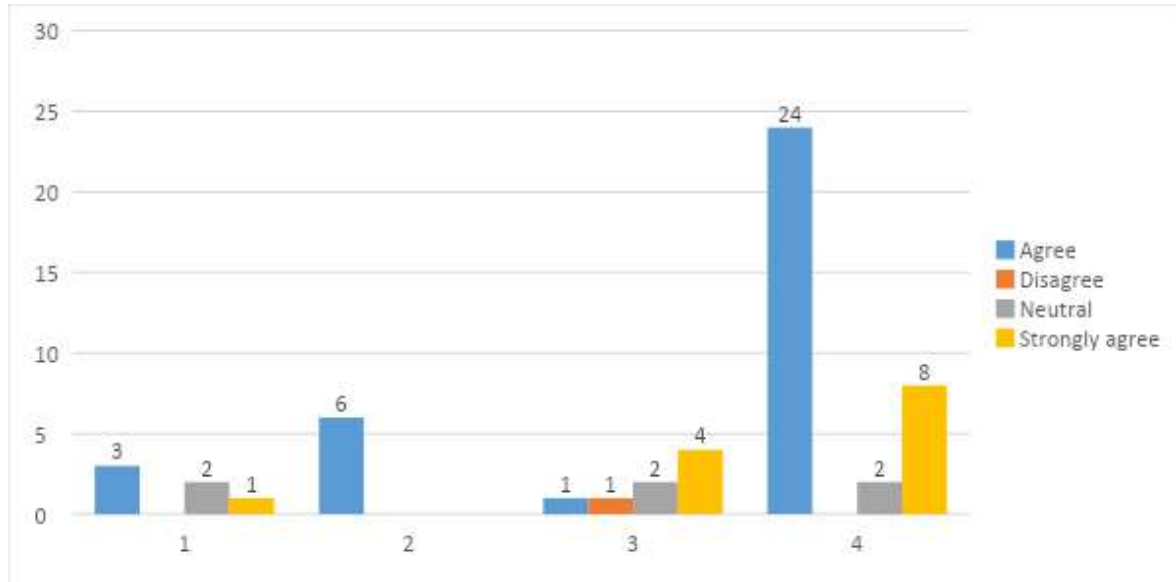
Table No. 4.3.80: Opinion of the adolescents on whether the recreational activities are made keeping in mind all the age groups of the woman (Ujjawala Homes, Adolescents responses).

Are recreational activities are kept keeping in mind children in homes

24.07% of the responses received from adolescents agreed that the recreational activities are provided keeping in mind children in homes, 62.96% of them agreed, 1.85% disagreed and 11.11% of them were neutral in their opinion.

Do you agree that the recreational activities are provided keeping in mind children in homes?					
Age group: States	Agree	Disagree	Neutral	Strongly agree	Grand Total
Chhattisgarh	3		2	1	6
15 - 20	3		2	1	6
Gujarat	6				6
15 - 20	6				6
Rajasthan	1	1	2	4	8
15 - 20	1	1	2	4	8
Tamil Nadu	24		2	8	34
15 - 20	24		2	8	34
Grand Total	34	1	6	13	54

Table 4.3.81: Do you agree that the recreational activities are provided keeping in mind children in homes (Swadhar Greh Adolescents responses)



Graph No. 4.3.24: Do you agree that the recreational activities are provided keeping in mind children in homes (Swadhar Greh, Adolescents responses)

80% of responses received from the Ujjawala Homes adolescents agreed that recreational activities are provided keeping in mind children in homes, 10% of responses received was neutral in their opinion and 10% of responses received strongly agreed.

Do you agree that the recreational activities are provided keeping in mind children in homes?				
	Agree	Neutral	Strongly agree	Grand Total
Chhattisgarh	1			1
15 - 20	1			1
Tamil Nadu	7	1	1	9
15 - 20	7	1	1	9
Grand Total	8	1	1	10

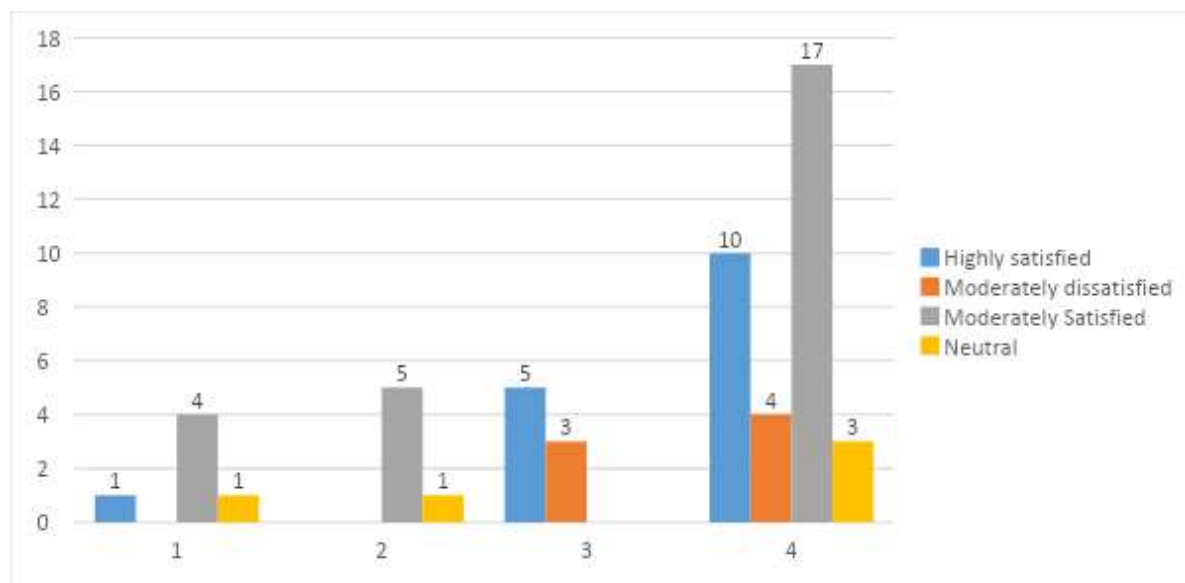
Table No. 4.3.82: Whether recreational activities done keeping in mind the children (Ujjawala Homes, Adolescents responses).

Satisfaction with recreational activities options in the Home

29.62% of the adolescents were highly satisfied, 48.14% were moderately satisfied, 12.96% were moderately dissatisfied and 9.25% were neutral in their opinion.

Are you satisfied with recreational activities options in the Home?					
Age group: States	Highly satisfied	Moderately dissatisfied	Moderately Satisfied	Neutral	Grand Total
Chhattisgarh	1		4	1	6
15 - 20	1		4	1	6
Gujarat			5	1	6
15 - 20			5	1	6
Rajasthan	5	3			8
15 - 20	5	3			8
Tamil Nadu	10	4	17	3	34
15 - 20	10	4	17	3	34
Grand Total	16	7	26	5	54

Table 4.3.83: Are you satisfied with recreational activities options in the Home (Swadhar Greh Adolescents responses)



Graph No. 4.3.25: Are you satisfied with recreational activities options in the Home (Swadhar Greh, Adolescents responses)

60% of responses received from the Ujjawala Homes adolescents were moderately satisfied and 40% of responses received were neutral about it.

Are you satisfied with the sum of pocket money you receive?			
	Moderately satisfied	Neutral	Grand Total
Chhattisgarh		1	1
15 - 20		1	1
Tamil Nadu	6	3	9
15 - 20	6	3	9
Grand Total	6	4	10

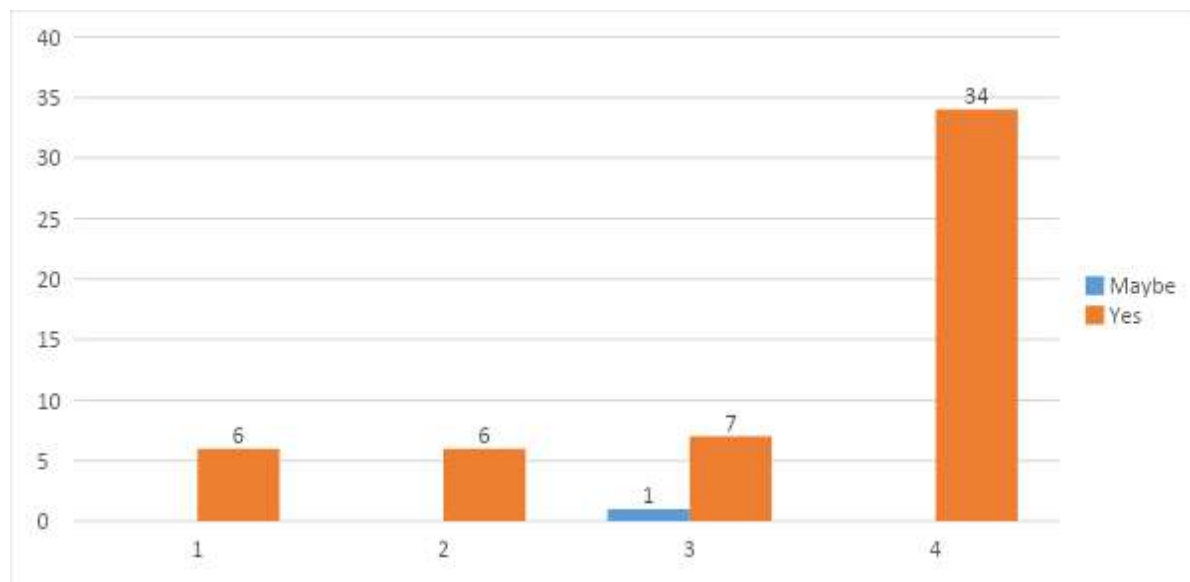
Table No. 4.3.84: Satisfaction level of the adolescents with the recreational activities (Ujjawala Homes, Adolescents responses).

Provision of providing facilities for imparting vocational training to each resident

98.14% of the responses received from adolescents were aware that there is provision of providing facilities for imparting vocational training to each resident and 1.85% was unsure of their opinion. All adolescent residents, except in Rajasthan, were aware of the provision.

Are you aware that there is provision of providing facilities for imparting vocational training to each resident?			
Age group: States	Maybe	Yes	Grand Total
Chhattisgarh		6	6
15 - 20		6	6
Gujarat		6	6
15 - 20		6	6
Rajasthan	1	7	8
15 - 20	1	7	8
Tamil Nadu		34	34
15 - 20		34	34
Grand Total	1	53	54

Table 4.3.85: Are you aware that there is provision of providing facilities for imparting vocational training to each resident (Swadhar Greh Adolescents responses)



Graph No. 4.3.26: Are you aware that there is provision of providing facilities for imparting vocational training to each resident (Swadhar Greh, Adolescents responses)

100% of responses received from the Ujjawala Homes adolescents were aware that there is provision of providing facilities for imparting vocational training to each resident.

Are you aware that there is provision of providing facilities for imparting vocational training to each resident?		
	Yes	Grand Total
Chhattisgarh	1	1
15 - 20	1	1
Tamil Nadu	9	9
15 - 20	9	9
Grand Total	10	10

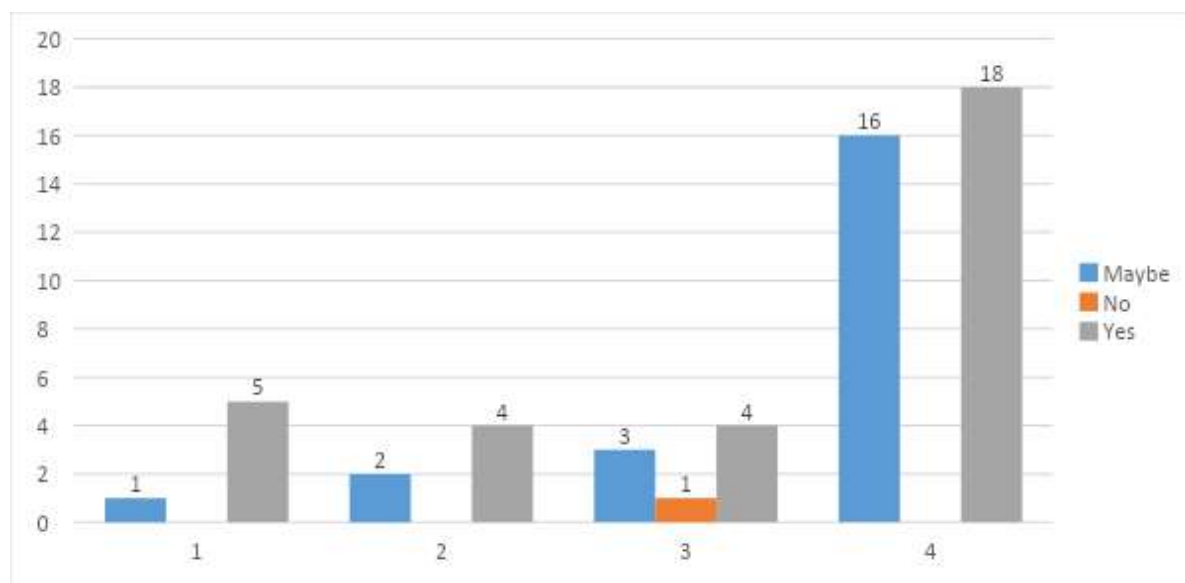
Table No. 4.3.86: Awareness about the existence of the provision on providing vocational training to all the residents (Ujjawala Homes, Adolescents responses).

Is the full fee of the vocational training programme reimbursed

57.40% adolescents said that the full fee of the vocational training programme was reimbursed, 1.85% said that the fee was not reimbursed and 40.74% were unsure of their opinion.

Is the full fee of the vocational training programme reimbursed?				
Age group: States	Maybe	No	Yes	Grand Total
Chhattisgarh	1		5	6
15 - 20	1		5	6
Gujarat	2		4	6
15 - 20	2		4	6
Rajasthan	3	1	4	8
15 - 20	3	1	4	8
Tamil Nadu	16		18	34
15 - 20	16		18	34
Grand Total	22	1	31	54

Table 4.3.87 : Is the full fee of the vocational training programme reimbursed (Swadhar Greh Adolescents responses)



Graph No. 4.3.27: Is the full fee of the vocational training programme reimbursed (Swadhar Greh, Adolescents responses)

Is the full fee of the vocational training program reimbursed?				
	Maybe	No	Yes	Grand Total
Chhattisgarh		1		1
15 – 20		1		1
Tamil Nadu	6		3	9
15 – 20	6		3	9
Grand Total	6	1	3	10

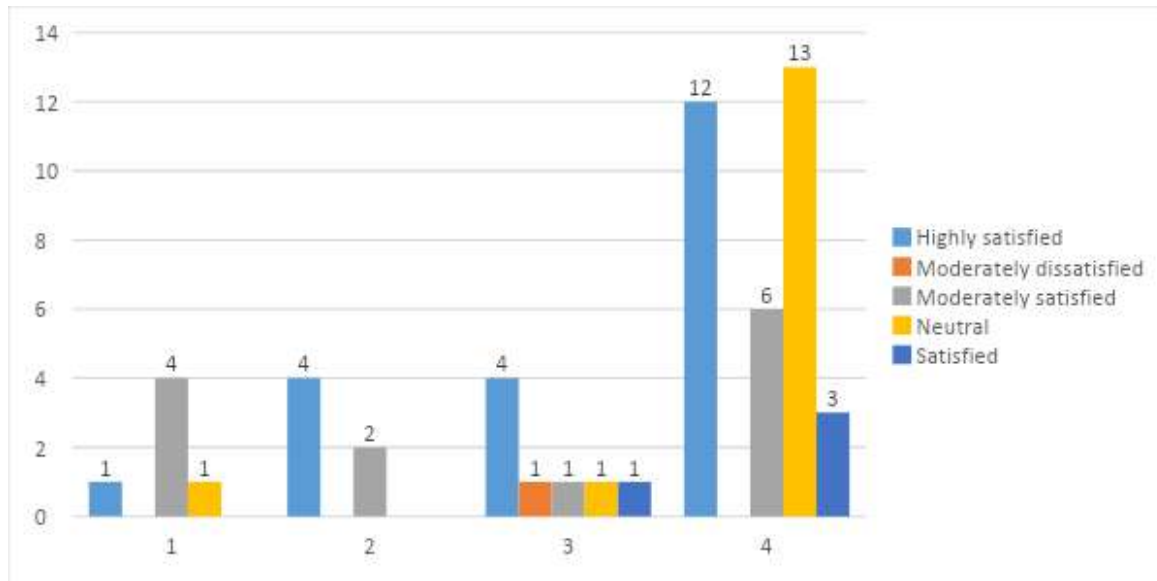
Table No. 4.3.88: Reimbursement of the vocational training programme (Ujjawala Homes, Adolescents responses).

Satisfaction with the system of reimbursement of fee of the vocational training

38.88% of the responses received from adolescents were highly satisfied with the system of reimbursement of fee of the vocational training programmes, 24.07% were moderately satisfied, 7.40% were satisfied, 1.85% was moderately dissatisfied and 27.77% were neutral in their opinion.

Are you satisfied with the system of reimbursement of fee of the vocational training programmes?						
Age group: States	Highly satisfied	Moderately dissatisfied	Moderately satisfied	Neut ral	Satisfied	Grand Total
Chhattisgarh	1		4	1		6
15 - 20	1		4	1		6
Gujarat	4		2			6
15 - 20	4		2			6
Rajasthan	4	1	1	1	1	8
15 - 20	4	1	1	1	1	8
Tamil Nadu	12		6	13	3	34
15 - 20	12		6	13	3	34
Grand Total	21	1	13	15	4	54

Table 4.3.89: Are you satisfied with the system of reimbursement of fee of the vocational training programmes (Swadhar Greh Adolescents responses)



Graph No. 4.3.28: Are you satisfied with the system of reimbursement of fee of the vocational training programmes (Swadhar Greh, Adolescents responses)

33.33% of responses received from the Ujjawala Homes adolescents were moderately satisfied with the system of reimbursement of fee of the vocational training programs and 66.67% of responses received were neutral in their opinion.

Are you satisfied with the system of reimbursement of fee of the vocational training programs?			
	Moderately satisfied	Neutral	Grand Total
Chhattisgarh			
15 - 20			
Tamil Nadu	3	6	9
15 - 20	3	6	9
Grand Total	3	6	9

Table No. 4.3.90: Satisfaction of the residents on the system of reimbursement of the fee of the vocational training programs (Ujjawala Homes, Adolescents responses).

Vocational Training Fields

All 100% of the adolescents commonly mentioned the following as the fields in which vocational training was provided: Beauty parlour training, Craft decorations, Cloth stitching

training, Mat making, and all types of Bags Making, Soap making, Candle making, Pickle making, Powder and Detergent making, Agarbatti making, Embroidery, Tailoring, Garland Making, Tailoring, and Basket making.

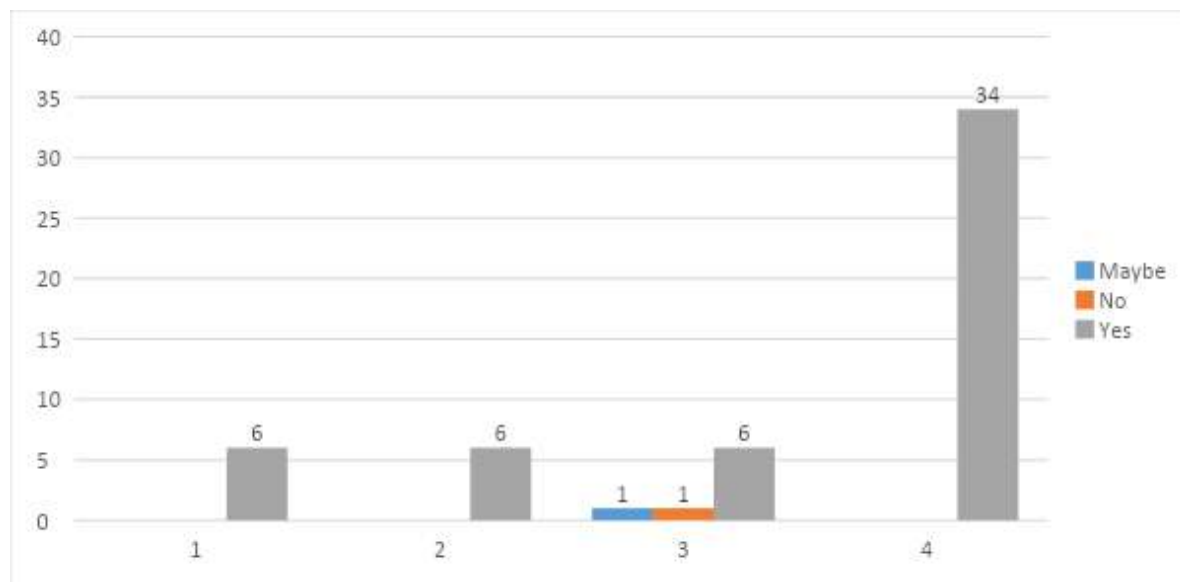
100% of responses received from the Ujjawala Homes adolescents mentioned common reasons where vocational training was provided: Pickle making, Agarbatti making, Phenol making, Soap making, Jute bagmaking, Wire basket making, Embroidery, Candle making, Tailoring, Powder and Detergent making, Mobile service, Beauty parlor training, cloth stitching training, craft decorations.

Option to choose the field and course of training

96.29% adolescents said that they were given the option to choose the field and course of training, 1.85% said that they were not given the option to choose and 1.85% were unsure of their opinion.

Are you given the option to choose the field and course of training?				
Age group: States	Maybe	No	Yes	Grand Total
Chhattisgarh			6	6
15 – 20			6	6
Gujarat			6	6
15 - 20			6	6
Rajasthan	1	1	6	8
15 - 20	1	1	6	8
Tamil Nadu			34	34
15 - 20			34	34
Grand Total	1	1	52	54

Table 4.3.91: Are you given the option to choose the field and course of training (Swadhar Greh Adolescents responses)



Graph No. 4.3.29: Are you given the option to choose the field and course of training (Swadhar Greh, Adolescents responses)

100% of the responses received from the Ujjawala Homes adolescents mentioned that they were given the option to choose the field and course of training.

Are you given the option to choose the field and course of training?		
States: age group	Yes	Grand Total
Chhattisgarh	1	1
15 – 20	1	1
Tamil Nadu	9	9
15 – 20	9	9
Grand Total	10	10

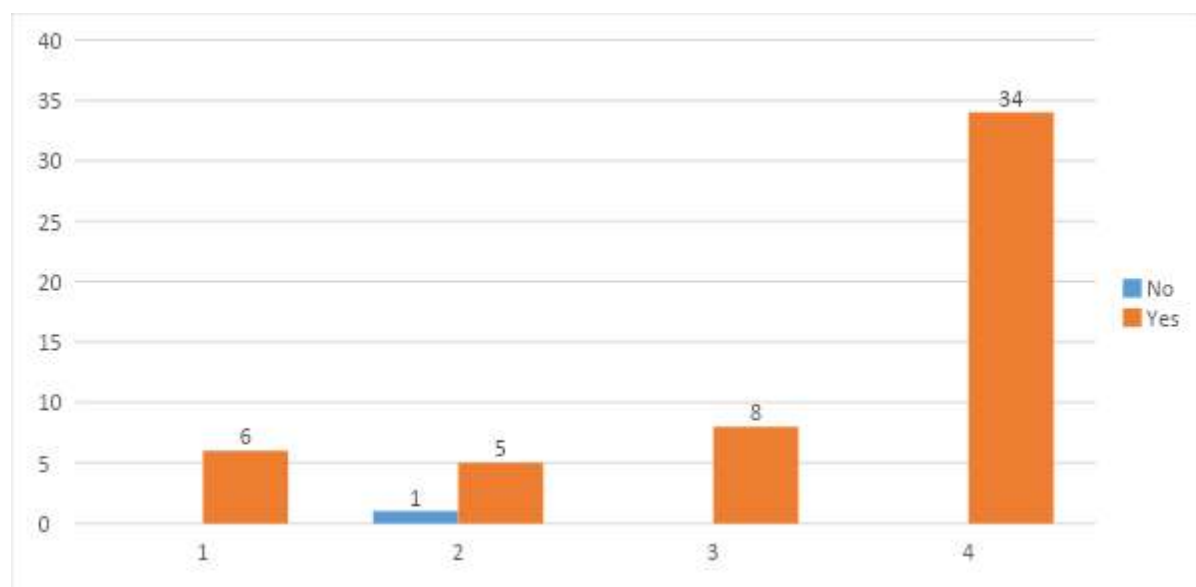
Table No. 4.3.92: Option to choose field and course of training (Ujjawala Homes, Adolescents responses)

Are suggestions given by staff of the homes in taking up a particular course or field

98.14% adolescents mentioned that the suggestions were given on part of the staff of the homes in taking up a particular course or field and 1.85% said that suggestions were not given.

Are there suggestions given to you, on part of the staff of the homes in taking up a particular course or field?			
Age group: States	No	Yes	Grand Total
Chhattisgarh		6	6
15 - 20		6	6
Gujarat	1	5	6
15 - 20	1	5	6
Rajasthan		8	8
15 - 20		8	8
Tamil Nadu		34	34
15 - 20		34	34
Grand Total	1	53	54

Table 4.3.93: Are there suggestions given to you, on part of the staff of the homes in taking up a particular course or field (Swadhar Greh Adolescents responses)



Graph No. 4.3.30: Are there suggestions given to you, on part of the staff of the homes in taking up a particular course or field (Swadhar Greh, Adolescents responses)

100% of the responses received from the Ujjawala Homes adolescents mentioned that the staff gave suggestions in taking up a particular course or field.

Are there suggestions given to you, on part of the staff of the homes in taking up a particular course or field?		
States: age group	Yes	Grand Total
Chhattisgarh	1	1
15 – 20	1	1
Tamil Nadu	9	9
15 – 20	9	9
Grand Total	10	10

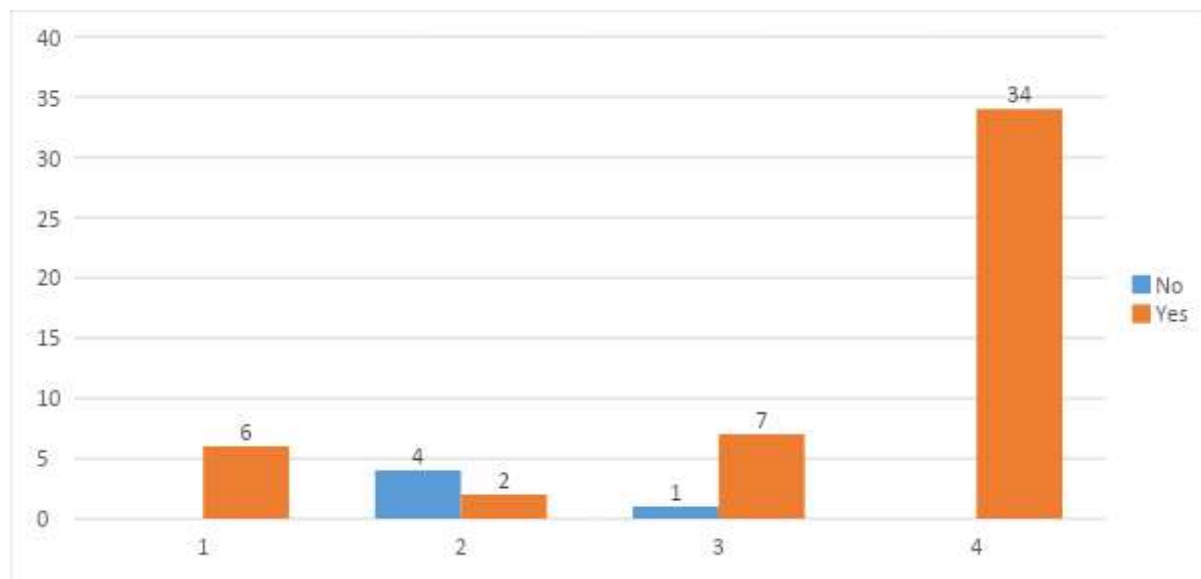
Table No. 4.3.94: Suggestions given by the staff of the homes to take up a particular course (Ujjawala Homes, Adolescents responses)

Preference considered in vocational training

90.74% of the responses received from adolescents said that vocational training is given as per their preference and 9.25% said that it was not given as per their preference. In Gujarat, maximum adolescents stated that the vocational training was not according to their preference.

Is the vocational training given as per your preference?			
Age group: States	No	Yes	Grand Total
Chhattisgarh		6	6
15 – 20		6	6
Gujarat	4	2	6
15 – 20	4	2	6
Rajasthan	1	7	8
15 – 20	1	7	8
Tamil Nadu		34	34
15 – 20		34	34
Grand Total	5	49	54

Table 4.3.95: Is the vocational training given as per your preference (Swadhar Greh, Adolescents responses)



Graph No. 4.3.31: Is the vocational training given as per your preference (Swadhar Greh, Adolescents responses)

100% of the responses received from the Ujjawala Homes adolescents mentioned that vocational training was given as per your preference.

Is the vocational training given as per your preference?		
States: age group	Yes	Grand Total
Chhattisgarh	1	1
15 – 20	1	1
Tamil Nadu	9	9
15 – 20	9	9
Grand Total	10	10

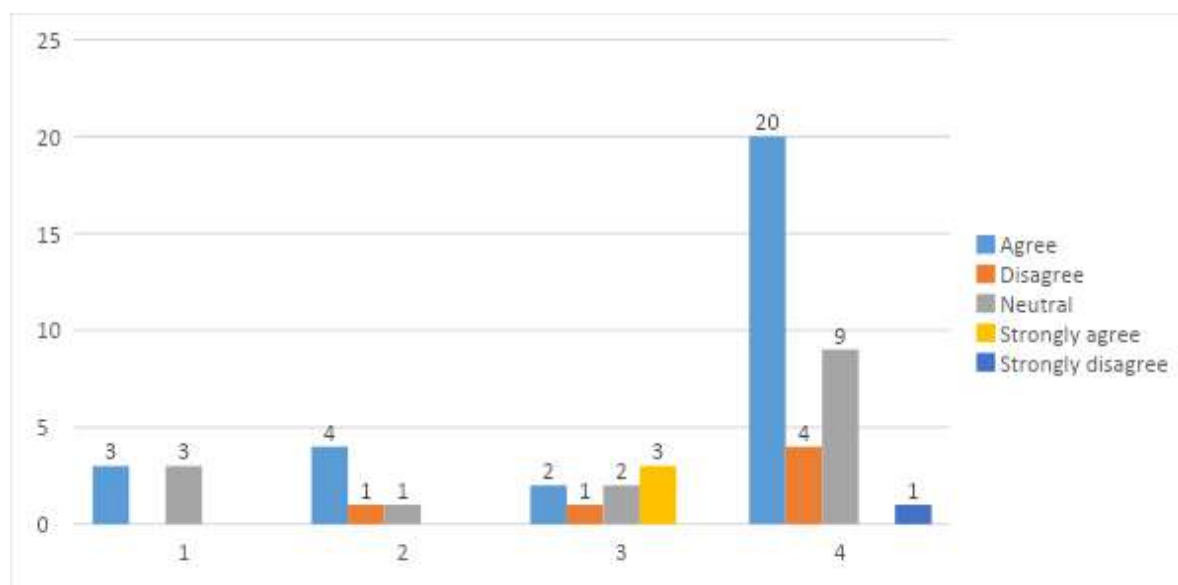
Table No. 4.3.96: Preferred vocational training offered (Ujjawala Homes, Adolescents responses)

Is training sufficient for you to sustain yourselves

53.70% adolescents agreed that the training is sufficient for them to sustain themselves, 5.55% of them strongly agreed, 11.11% disagreed, 1.85% strongly disagreed and 27.77% were neutral in their opinion.

Do you agree that the training is sufficient for you to sustain yourselves?						
Age group: States	Agree	Disagree	Neutral	Strongly agree	Strongly disagree	Grand Total
Chhattisgarh	3		3			6
15 - 20	3		3			6
Gujarat	4	1	1			6
15 - 20	4	1	1			6
Rajasthan	2	1	2	3		8
15 - 20	2	1	2	3		8
Tamil Nadu	20	4	9		1	34
15 - 20	20	4	9		1	34
Grand Total	29	6	15	3	1	54

Table 4.3.97: Do you agree that the training is sufficient for you to sustain yourselves (Swadhar Greh Adolescents responses)



Graph No. 4.3.32: Do you agree that the training is sufficient for you to sustain yourselves (Swadhar Greh, Adolescents responses)

40% of the responses received from the Ujjawala Homes adolescents agreed that training is sufficient to sustain themselves, 50% of the responses received disagreed and 10% of the responses received were neutral in their opinion.

Do you agree that the training is sufficient for you to sustain yourselves?				
States: age group	Agree	Disagree	Neutral	Grand Total
Chhattisgarh	1			1
15 - 20	1			1
Tamil Nadu	3	5	1	9
15 - 20	3	5	1	9
Grand Total	4	5	1	10

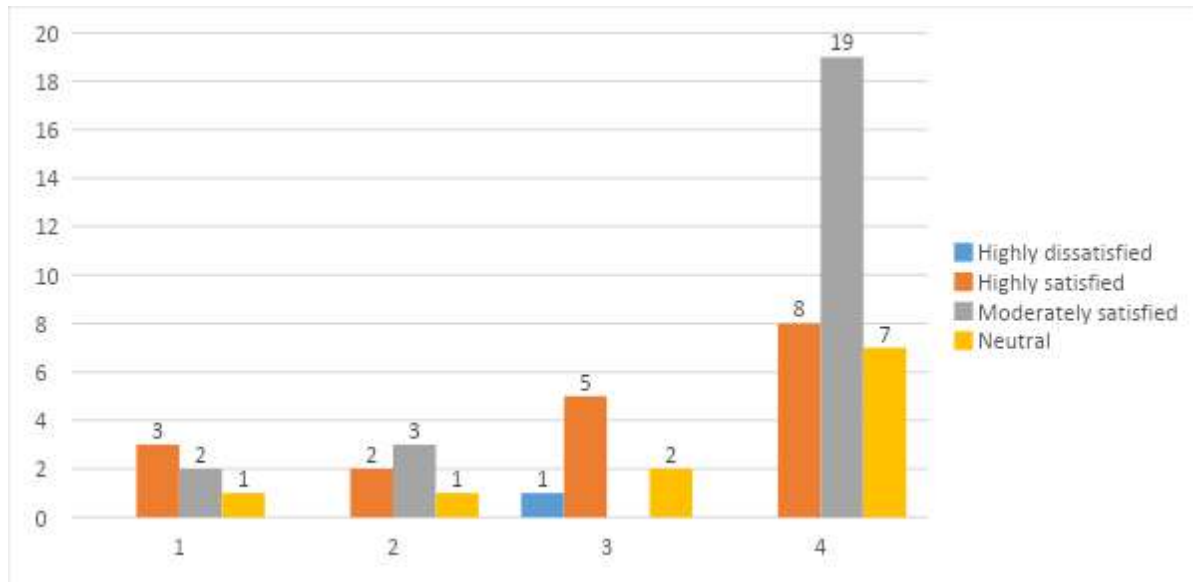
Table No. 4.3.98: Is the training sufficient to sustain yourself (Ujjawala Homes, Adolescents responses)

Satisfaction with vocational training

33.33% of the responses received from adolescents were highly satisfied, 44.44% were moderately satisfied, 1.85% was highly dissatisfied and 20.37% were neutral in their opinion.

Are you satisfied with the vocational training?					
Age group: States	Highly dissatisfied	Highly satisfied	Moderately satisfied	Neutr al	Grand Total
Chhattisgarh		3	2	1	6
15 - 20		3	2	1	6
Gujarat		2	3	1	6
15 - 20		2	3	1	6
Rajasthan	1	5		2	8
15 - 20	1	5		2	8
Tamil Nadu		8	19	7	34
15 - 20		8	19	7	34
Grand Total	1	18	24	11	54

Table 4.3.99: Are you satisfied with the vocational training (Swadhar Greh Adolescents responses)



Graph No. 4.3.33: Are you satisfied with the vocational training (Swadhar Greh, Adolescents responses)

80% of the responses received from the Ujjawala Homes adolescents were moderately satisfied with the vocational training provided to them, and 20% of the responses received were neutral in their opinion.

Are you satisfied with the vocational training?			
States: age group	Moderately satisfied	Neutral	Grand Total
Chhattisgarh	1		1
15 - 20	1		1
Tamil Nadu	7	2	9
15 - 20	7	2	9
Grand Total	8	2	10

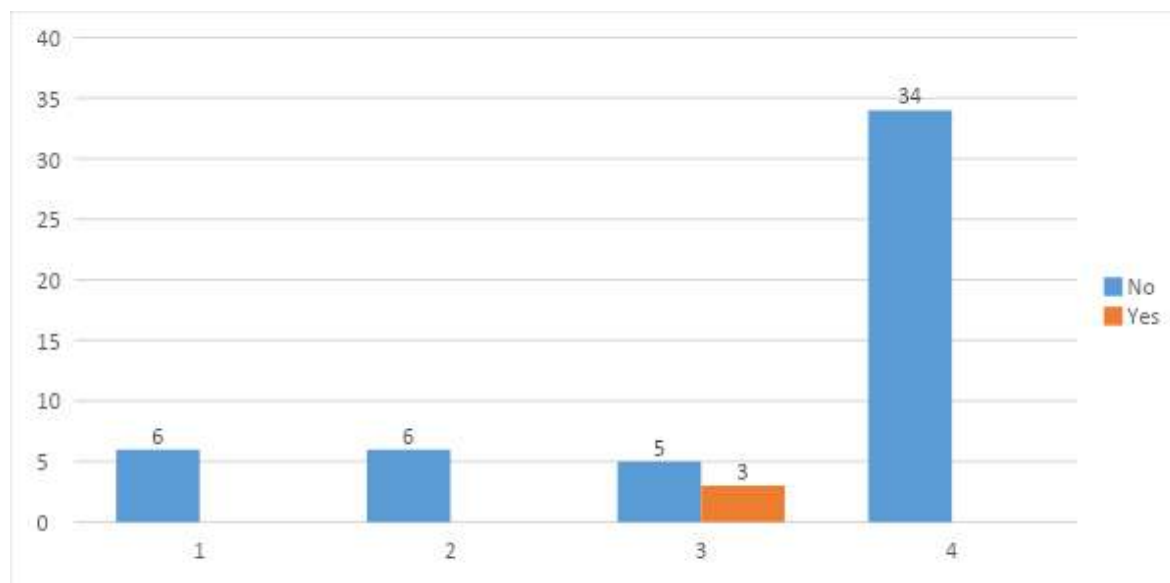
Table No. 4.3.100: Satisfaction with the vocational training (Ujjawala Homes, Adolescents responses)

One-time non-recurring grant

5.55% adolescents were aware that each resident is mandated to receive a onetime non-recurring grant and 94.44% were unaware of this situation. Rajasthan is the only state where adolescents were aware of the grant.

Are you aware that each resident is mandated to receive a one-time non-recurring grant?			
Age group: States	No	Yes	Grand Total
Chhattisgarh	6		6
15 - 20	6		6
Gujarat	6		6
15 - 20	6		6
Rajasthan	5	3	8
15 - 20	5	3	8
Tamil Nadu	34		34
15 - 20	34		34
Grand Total	51	3	54

Table 4.3.101: Are you aware that each resident is mandated to receive a one-time non-recurring grant (Swadhar Greh Adolescents responses)



Graph No. 4.3.34: Are you aware that each resident is mandated to receive a one-time non-recurring grant (Swadhar Greh, Adolescents responses)

100% of the responses received from the Ujjawala Homes adolescents were not aware that each resident is mandated to receive a onetime non-recurring grant.

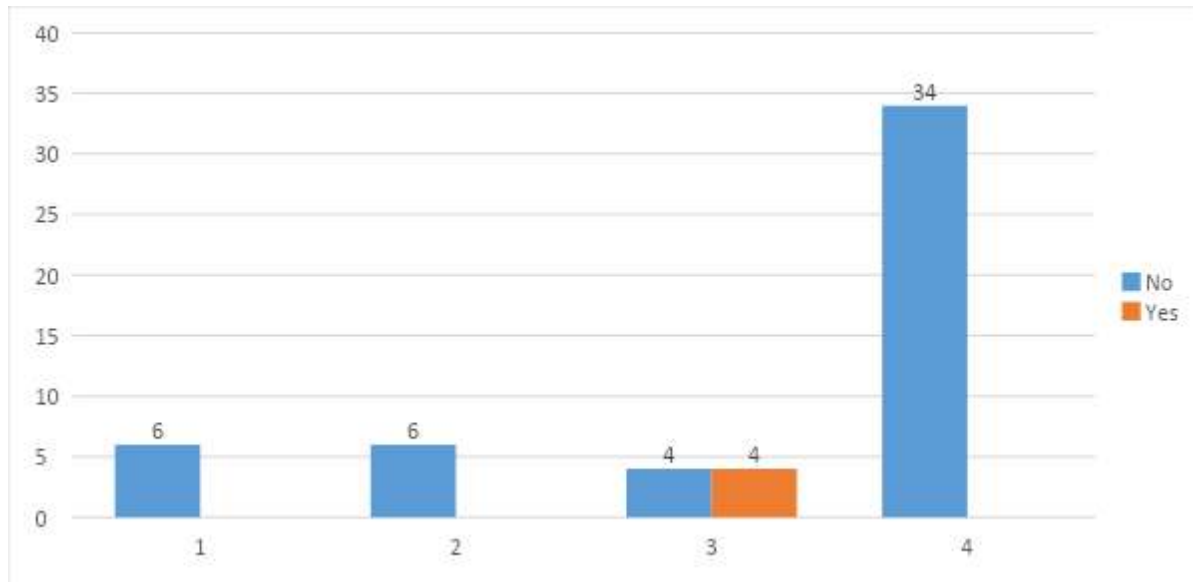
Are you aware that each resident is mandated to receive a onetime non-recurring grant?		
States: age group	No	Grand Total
Chhattisgarh	1	1
15 - 20	1	1
Tamil Nadu	9	9
15 - 20	9	9
Grand Total	10	10

Table No. 4.3.102: Awareness that each resident is mandated to receive a onetime non-recurring grant (Ujjawala Homes, Adolescents responses)

7.40% adolescents mentioned that they were provided with one-time non-recurring grant and 92.59% mentioned that they were not provided with one-time non-recurring grant. Rajasthan is the only state which provided the one-time non-recurring grant.

Are you provided with one time non - recurring grant?			
Age group: States	No	Yes	Grand Total
Chhattisgarh	6		6
15 - 20	6		6
Gujarat	6		6
15 - 20	6		6
Rajasthan	4	4	8
15 - 20	4	4	8
Tamil Nadu	34		34
15 - 20	34		34
Grand Total	50	4	54

Table 4.3.103: Are you provided with one time non - recurring grant (Swadhar Greh Adolescents responses)



Graph No. 4.3.35: Are you provided with one time non - recurring grant (Swadhar Greh, Adolescents responses)

100% of the responses received from the Ujjawala Homes adolescents mentioned that they were provided with one-time non-recurring grant.

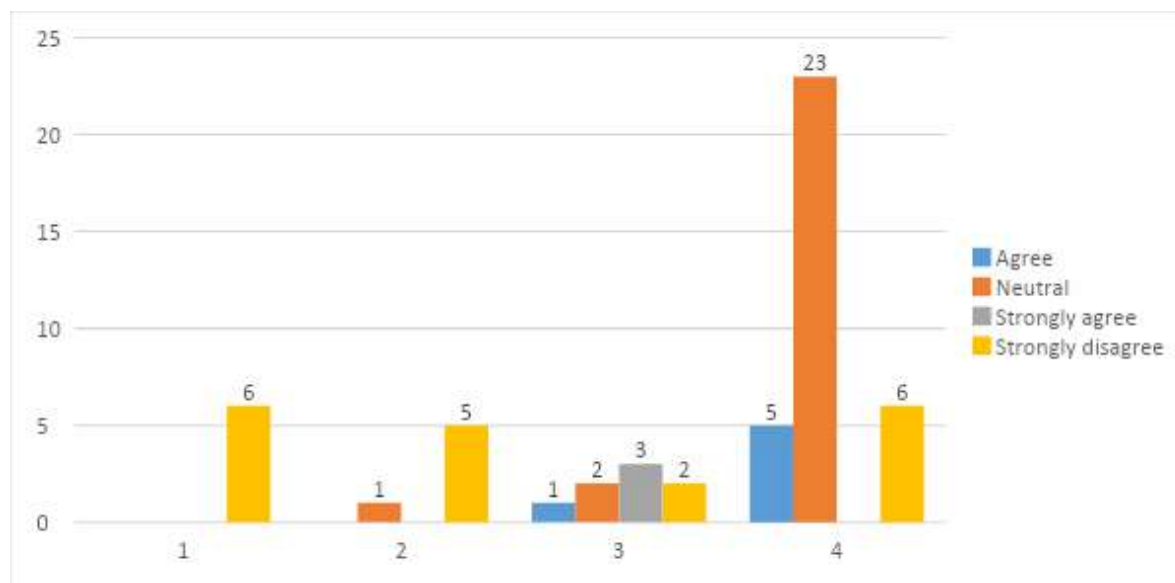
Are you provided with one time non - recurring grant?		
States: age group	No	Grand Total
Chhattisgarh	1	1
15 - 20	1	1
Tamil Nadu	9	9
15 - 20	9	9
Grand Total	10	10

Table No. 4.3.104: Residents provided with the one-time non-recurring grant (Ujjawala Homes, Adolescents responses)

11.11% of the received responses from adolescents agreed that the grant is sufficient for purchasing necessary items, 5.55% of them strongly agreed, 48.14% were neutral in their opinion and 35.18% of them strongly disagreed. All residents of Chhattisgarh strongly disagreed that this grant is sufficient to even purchase the necessary items.

Do you agree that the grant is sufficient for purchasing necessary items?					
Age group: States	Agree	Neutral	Strongly agree	Strongly disagree	Grand Total
Chhattisgarh				6	6
15 - 20				6	6
Gujarat		1		5	6
15 - 20		1		5	6
Rajasthan	1	2	3	2	8
15 - 20	1	2	3	2	8
Tamil Nadu	5	23		6	34
15 - 20	5	23		6	34
Grand Total	6	26	3	19	54

Table 4.3.105: Do you agree that the grant is sufficient for purchasing necessary items (Swadhar Greh Adolescents responses)



Graph No. 4.3.36: Do you agree that the grant is sufficient for purchasing necessary items (Swadhar Greh, Adolescents responses)

100% of the responses received from the Ujjawala Homes adolescents were neutral in their opinion regarding whether grant was sufficient for purchasing necessary items.

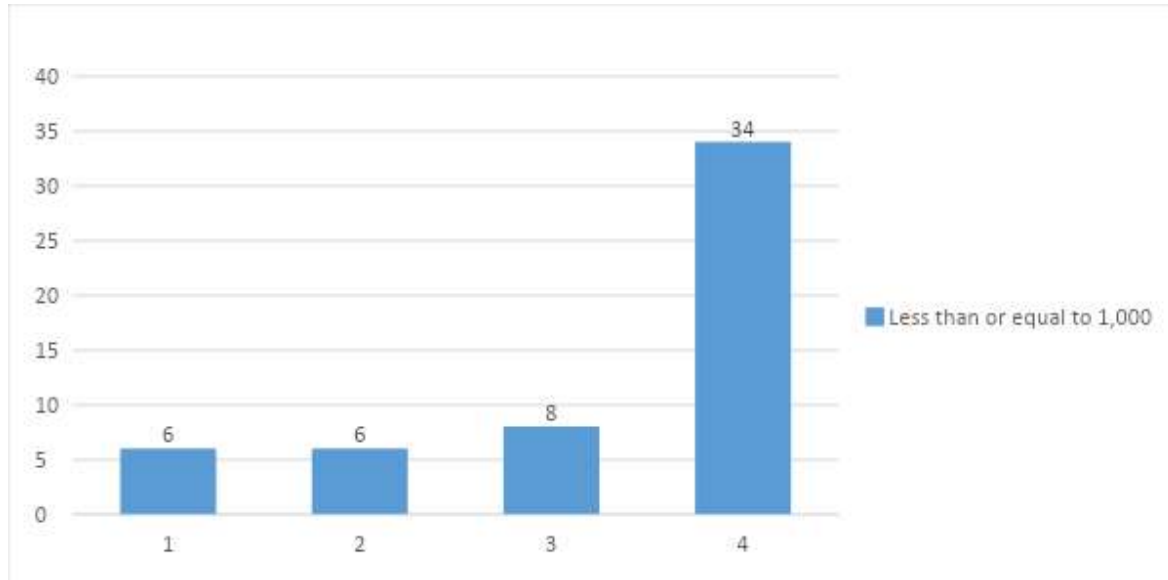
Do you agree that the grant is sufficient for purchasing necessary items?		
States: age group	Neutral	Grand Total
Chhattisgarh	1	1
15 – 20	1	1
Tamil Nadu	9	9
15 – 20	9	9
Grand Total	10	10

Table No. 4.3.106: Is the grant sufficient for purchasing necessary items (Ujjawala Homes, Adolescents responses)

All 100% adolescents mentioned that the grant amount was less than or equal to 1000.

What is the amount of this grant?		
Age group: States	Less than or equal to 1,000	Grand Total
Chhattisgarh	6	6
15 - 20	6	6
Gujarat	6	6
15 - 20	6	6
Rajasthan	8	8
15 - 20	8	8
Tamil Nadu	34	34
15 - 20	34	34
Grand Total	54	54

Table 4.3.107: What is the amount of this grant (Swadhar Greh Adolescents responses)



Graph No. 4.3.37: What is the amount of this grant (Swadhar Greh, Adolescents responses)

100% of the responses received from the Ujjawala Homes adolescents mentioned that grant was less than or equal to 1000.

What is the amount of this grant?		
States: age group	Less than or equal to 1,000	Grand Total
Chhattisgarh	1	1
15 - 20	1	1
Tamil Nadu	9	9
15 - 20	9	9
Grand Total	10	10

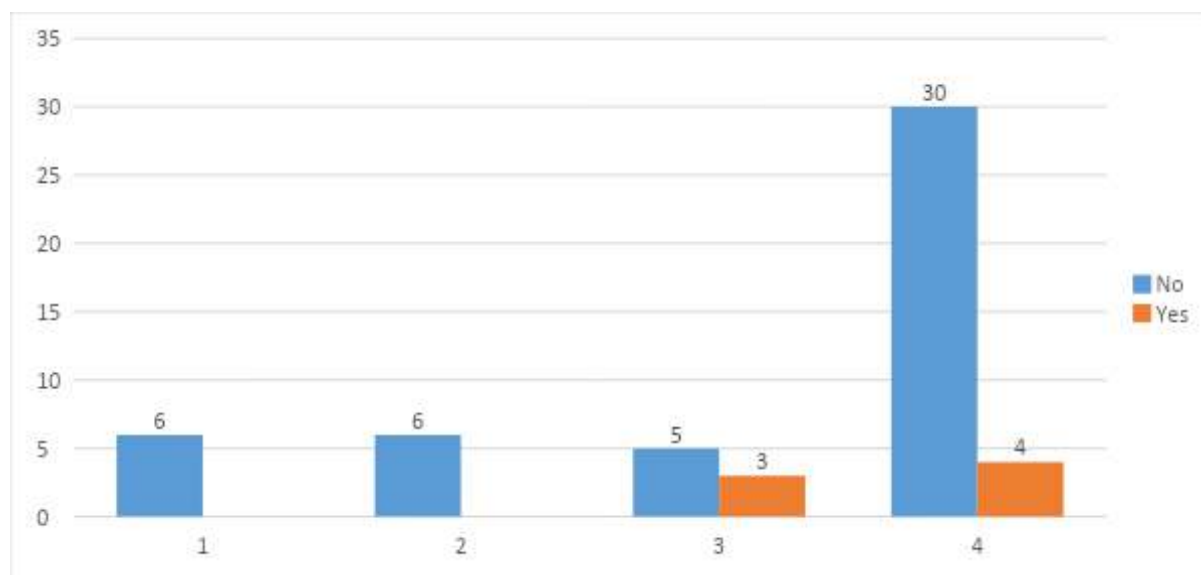
Table No. 4.3.108: Amount of the grant (Ujjawala Homes, Adolescents responses)

Do adolescent residents have children

87.03% of the responses received from adolescents mentioned that they did not have children of their own and 12.96% said that they had children. Only residents in Rajasthan and Tamil Nadu mentioned that they had children.

Do you have a child of your own in the Home?			
Age group: States	No	Yes	Grand Total
Chhattisgarh	6		6
15 - 20	6		6
Gujarat	6		6
15 - 20	6		6
Rajasthan	5	3	8
15 - 20	5	3	8
Tamil Nadu	30	4	34
15 - 20	30	4	34
Grand Total	47	7	54

Table 4.3.109: Do you have a child of your own in the Home (Swadhar Greh Adolescents responses)



Graph No. 4.3.38: Do you have a child of your own in the Home (Swadhar Greh, Adolescents responses)

60% of the responses received from the Ujjawala Homes adolescents had children of their own and 40% of the responses received didn't have children.

Do you have a child of your own in the Home?			
States: Age Group	No	Yes	Grand Total
Chhattisgarh	1		1
15 - 20	1		1
Tamil Nadu	3	6	9
15 - 20	3	6	9
Grand Total	4	6	10

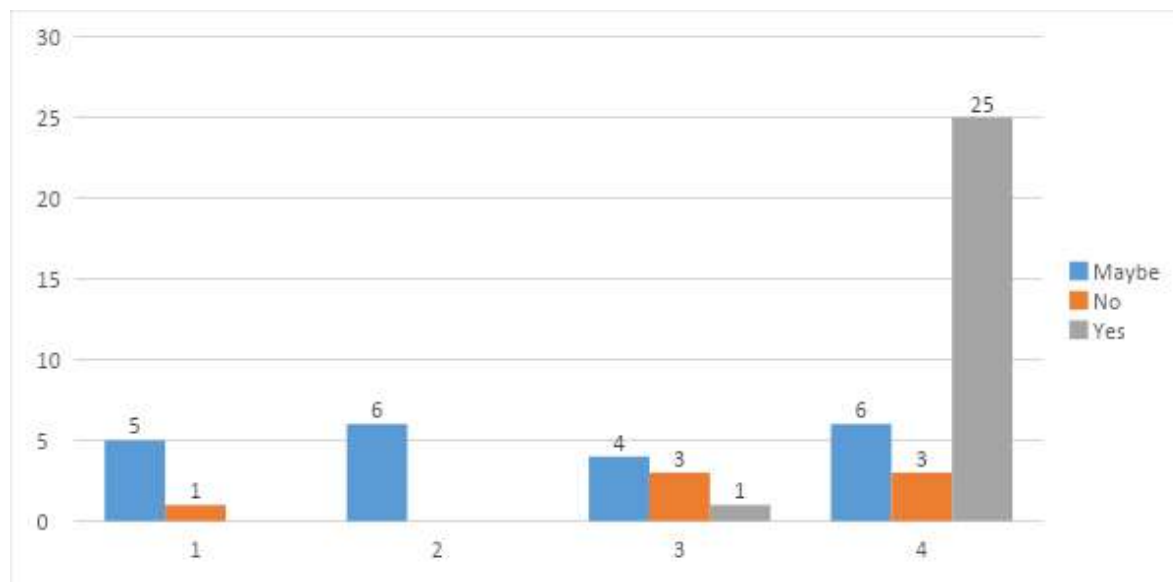
Table No. 4.3.110: Children of the residents (Ujjawala Homes, Adolescents responses)

Provision of separate expenditure for children

46.29% of the responses received from adolescents mentioned that there is provision of sperate expenditure for children, 5.55% mentioned that there is no separate provision of expenditure and 11.11% were unsure of their opinion.

Is there provision of separate expenditure for children?				
Age group: States	Maybe	No	Yes	Grand Total
Chhattisgarh	5	1		6
15 – 20	5	1		6
Gujarat	6			6
15 – 20	6			6
Rajasthan	4	3	1	8
15 – 20	4	3	1	8
Tamil Nadu	6	3	25	34
15 - 20	6	3	25	34
Grand Total	21	7	26	54

Table 4.3.111: Is there provision of separate expenditure for children (Swadhar Greh Adolescents responses)



Graph No. 4.3.39: Is there provision of separate expenditure for children (Swadhar Greh, Adolescents responses)

90% of the responses received from the Ujjawala Homes adolescents mentioned that there is provision of separate expenditure for children and 10% of the responses received declined it.

Is there provision of separate expenditure for children?			
States: age group	No	Yes	Grand Total
Chhattisgarh	1		1
15 - 20	1		1
Tamil Nadu		9	9
15 - 20		9	9
Grand Total	1	9	10

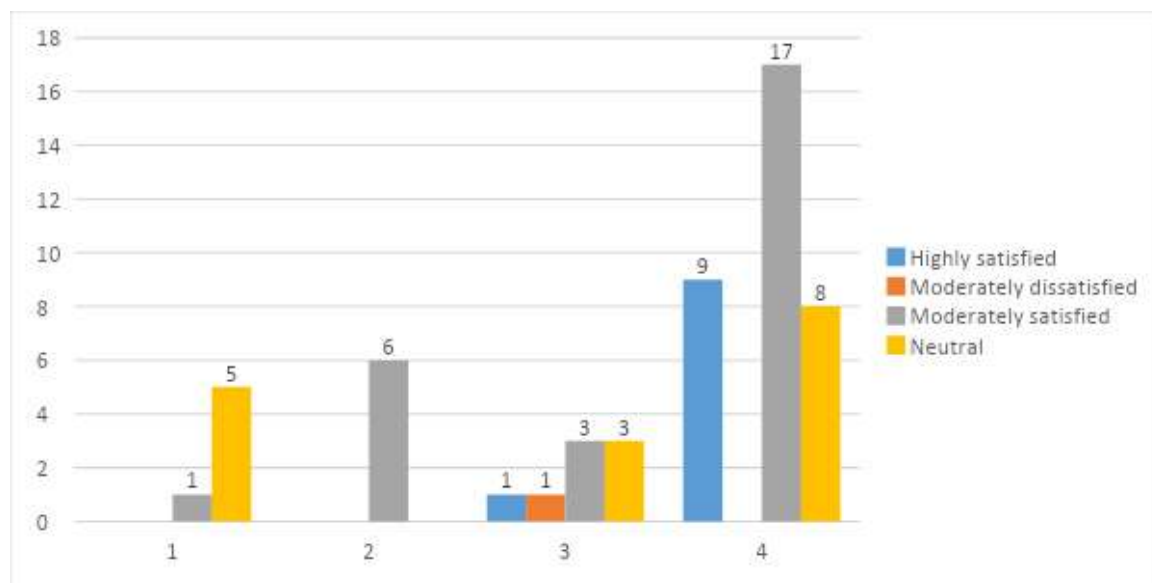
Table No. 4.3.112: Provision of separate expenditure for children (Ujjawala Homes, Adolescents responses)

Satisfaction with the facilities provided for children

50% of the responses received from adolescents were moderately satisfied, 18.51% were highly satisfied, 1.85% was moderately dissatisfied and 29.62% were neutral in their opinion about the facilities provided for children at the home.

Are you satisfied with the facilities provided for children?					
Age group: States	Highly satisfied	Moderately dissatisfied	Moderately satisfied	Neutral	Grand Total
Chhattisgarh			1	5	6
15 - 20			1	5	6
Gujarat			6		6
15 - 20			6		6
Rajasthan	1	1	3	3	8
15 - 20	1	1	3	3	8
Tamil Nadu	9		17	8	34
15 - 20	9		17	8	34
Grand Total	10	1	27	16	54

Table 4.3.113: Are you satisfied with the facilities provided for children (Swadhar Greh Adolescents responses)



Graph No. 4.3.40: Are you satisfied with the facilities provided for children (Swadhar Greh, Adolescents responses)

90% of the responses received from the Ujjawala Homes adolescents were highly satisfied with the facilities provided for children and 10% of the responses received were highly satisfied.

Are you satisfied with the facilities provided for children?			
States: age group	Highly satisfied	Moderately satisfied	Grand Total
Chhattisgarh		1	1
15 - 20		1	1
Tamil Nadu	1	8	9
15 - 20	1	8	9
Grand Total	1	9	10

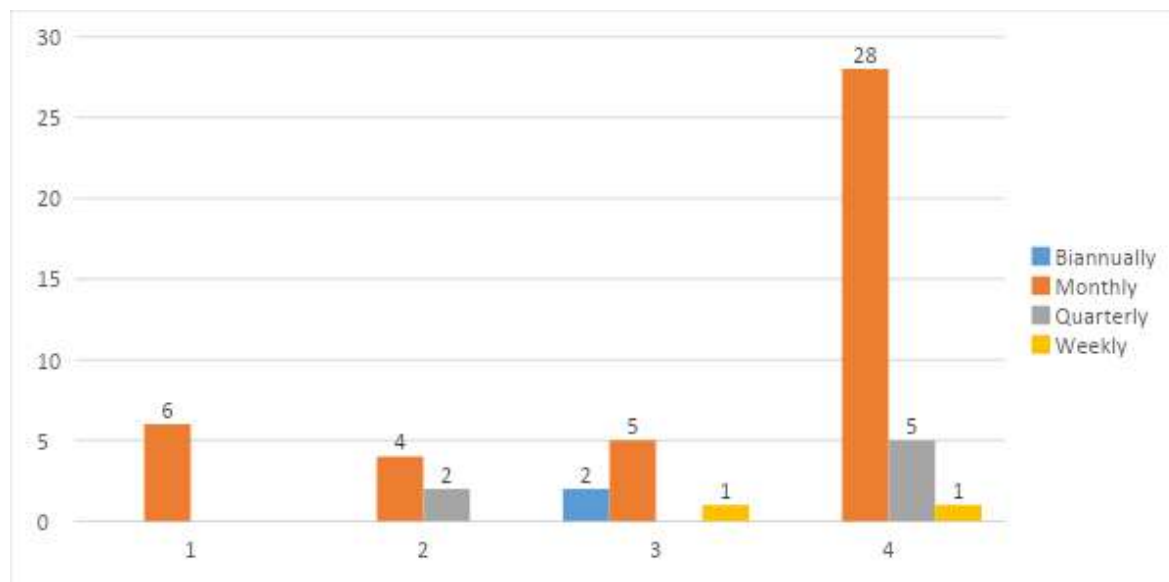
Table No. 4.3.114: Satisfaction with the facilities provided for children (Ujjawala Homes, Adolescents responses)

Inspections by relevant staff

79.62% adolescents mentioned that the frequency of the inspections done by the relevant staff of the conditions of the homes was monthly, 3.70% said it was biannually, 12.96% mentioned that it was quarterly and 3.70% said that the inspection was weekly.

What is the frequency of the inspections done by the relevant staff of the conditions of the homes?					
Age group: States	Biannually	Monthly	Quarterly	Weekly	Grand Total
Chhattisgarh		6			6
15 - 20		6			6
Gujarat		4	2		6
15 - 20		4	2		6
Rajasthan	2	5		1	8
15 - 20	2	5		1	8
Tamil Nadu		28	5	1	34
15 - 20		28	5	1	34
Grand Total	2	43	7	2	54

Table 4.3.115: Frequency of the inspections done by the relevant staff of the conditions of the homes (Swadhar Greh Adolescents responses)



Graph No. 4.3.41: Frequency of the inspections done by the relevant staff of the conditions of the homes (Swadhar Greh, Adolescents responses)

90% of the responses received from the Ujjawala Homes adolescents mentioned that the frequency of the inspections done by the relevant staff of the conditions of the homes was on monthly basis and 10% of the responses received mentioned that it was done on weekly basis.

What is the frequency of the inspections done by the relevant staff of the conditions of the homes?			
States: age group	Monthly	Weekly	Grand Total
Chhattisgarh		1	1
15 – 20		1	1
Tamil Nadu	9		9
15 – 20	9		9
Grand Total	9	1	10

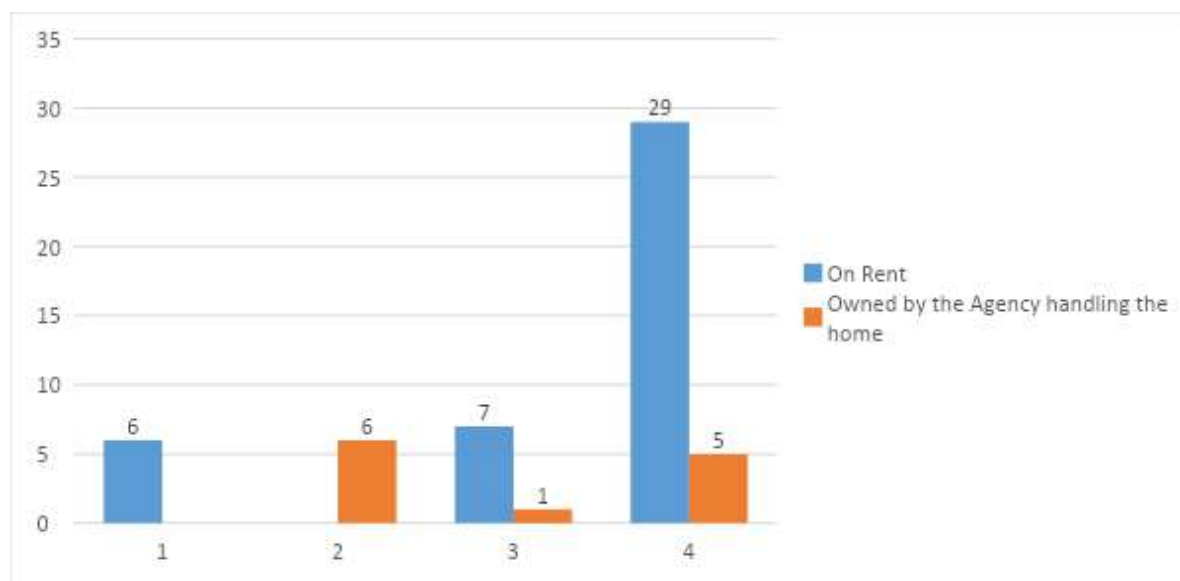
Table No. 4.3.116: Frequency of the inspections done by the relevant staff of the conditions of the homes (Ujjawala Homes, Adolescents responses)

Ownership of homes

77.77% adolescents said that the ownership of Swadhar Greh home was on rent and 22.22% said that it was owned by the agency handling the home.

What is the ownership status of the Swadhar Greh home?			
Age group: States	On Rent	Owned by the Agency handling the home	Grand Total
Chhattisgarh	6		6
15 - 20	6		6
Gujarat		6	6
15 - 20		6	6
Rajasthan	7	1	8
15 - 20	7	1	8
Tamil Nadu	29	5	34
15 - 20	29	5	34
Grand Total	42	12	54

Table 4.3.117: Ownership status of the Swadhar Greh home (Swadhar Greh Adolescents responses)



Graph No. 4.3.42: Ownership status of the Swadhar Greh home (Swadhar Greh, Adolescents responses)

100% of the responses received from the Ujjawala Homes adolescents mentioned that the Ujjawala home was on rent.

What is the ownership status of the Ujjawala home?		
States: age group	On Rent	Grand Total
Chhattisgarh	1	1
15 – 20	1	1
Tamil Nadu	9	9
15 – 20	9	9
Grand Total	10	10

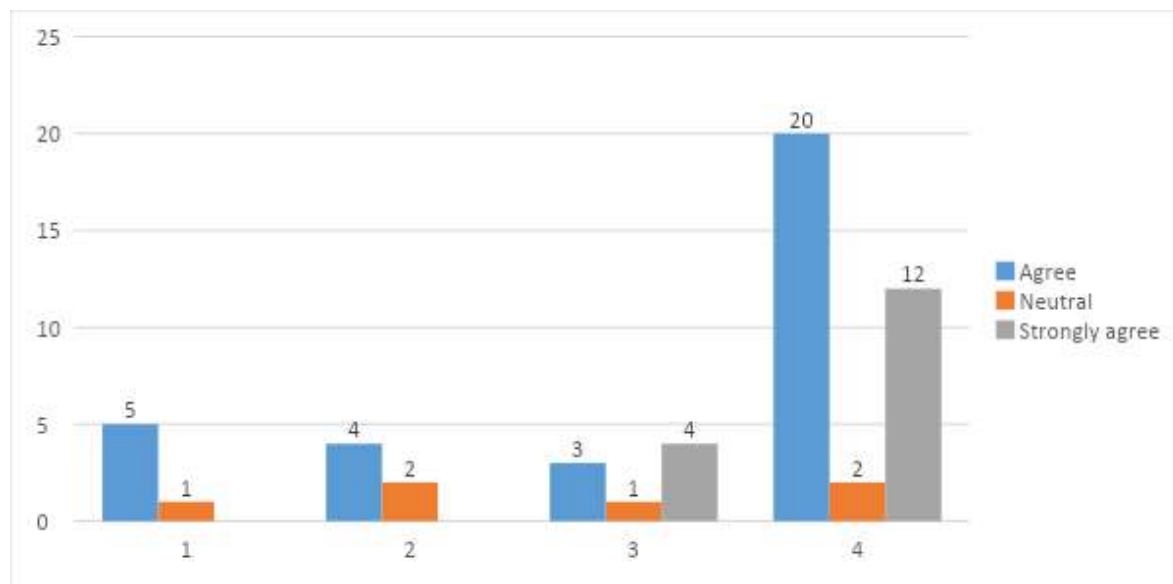
Table No. 4.3.118: Ownership status of the Ujjawala Home (Ujjawala Homes, Adolescents responses)

Are cooks adequately equipped with the required tools and hygiene apparatus

59.25% adolescents agreed that cooks are adequately equipped with the required tools and hygiene apparatus, 29.62% strongly agreed and 11.11% were neutral in their opinion.

Do you agree that cooks are adequately equipped with the required tools and hygiene apparatus?				
Age group: States	Agree	Neutral	Strongly agree	Grand Total
Chhattisgarh	5	1		6
15 - 20	5	1		6
Gujarat	4	2		6
15 - 20	4	2		6
Rajasthan	3	1	4	8
15 - 20	3	1	4	8
Tamil Nadu	20	2	12	34
15 - 20	20	2	12	34
Grand Total	32	6	16	54

Table 4.3.119: Do you agree that cooks are adequately equipped with the required tools and hygiene apparatus (Swadhar Greh Adolescents responses)



Graph No. 4.3.43: Do you agree that cooks are adequately equipped with the required tools and hygiene apparatus (Swadhar Greh, Adolescents responses)

90% of the responses received from the Ujjawala Homes adolescents agreed that the cooks were adequately equipped with the required tools and hygiene apparatus and 10% of responses received were neutral in their opinion.

Do you agree that cooks are adequately equipped with the required tools and hygiene apparatus?			
States: age group	Agree	Neutral	Grand Total
Chhattisgarh		1	1
15 – 20		1	1
Tamil Nadu	9		9
15 – 20	9		9
Grand Total	9	1	10

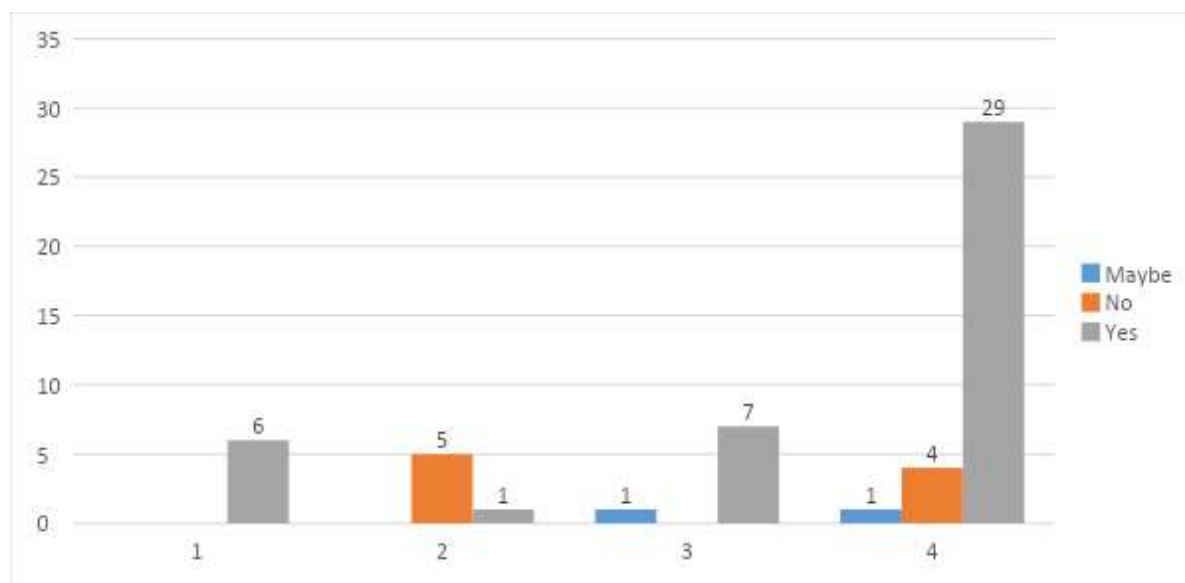
Table No. 4.3.120: Cooks are adequately equipped with the required tools and hygiene apparatus (Ujjawala Homes, Adolescents responses)

Kitchen area equipped with the exhaust system for ventilation

79.62% adolescents mentioned that the kitchen area is equipped with the exhaust system for ventilation, 16.66% disagreed and 3.70% were unsure of their opinion.

Is the kitchen area equipped with the exhaust system for ventilation?				
Age group: States	Maybe	No	Yes	Grand Total
Chhattisgarh			6	6
15 - 20			6	6
Gujarat		5	1	6
15 - 20		5	1	6
Rajasthan	1		7	8
15 - 20	1		7	8
Tamil Nadu	1	4	29	34
15 - 20	1	4	29	34
Grand Total	2	9	43	54

Table 4.3.121: Is the kitchen area equipped with the exhaust system for ventilation (Swadhar Greh Adolescents responses)



Graph No. 4.3.44: Is the kitchen area equipped with the exhaust system for ventilation (Swadhar Greh, Adolescents responses)

40% of the responses received from the Ujjawala Homes adolescents agreed that the kitchen area was equipped with the exhaust system for ventilation and 60% of the responses received disagreed.

Is the kitchen area equipped with the exhaust system for ventilation?			
States: age group	No	Yes	Grand Total
Chhattisgarh		1	1
15 – 20		1	1
Tamil Nadu	6	3	9
15 – 20	6	3	9
Grand Total	6	4	10

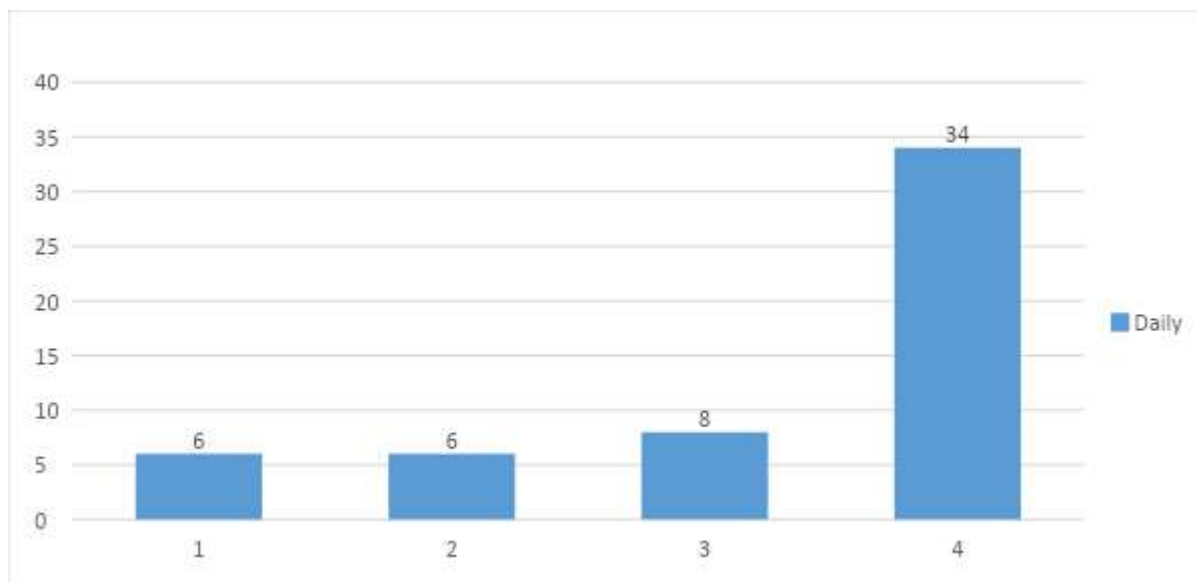
Table No. 4.3.122: Kitchen area equipped with the exhaust system for ventilation (Ujjawala Homes, Adolescents responses)

Frequency of the mopping and cleaning of the kitchen area

All 100% of the responses received from adolescents mentioned that the kitchen area was daily cleaned and mopped.

What is the frequency of the mopping and cleaning of the kitchen area?		
Age group: States	Daily	Grand Total
Chhattisgarh	6	6
15 – 20	6	6
Gujarat	6	6
15 – 20	6	6
Rajasthan	8	8
15 – 20	8	8
Tamil Nadu	34	34
15 – 20	34	34
Grand Total	54	54

Table 4.3.123: Frequency of the mopping and cleaning of the kitchen area (Swadhar Greh Adolescents responses)



Graph No. 4.3.45: Frequency of the mopping and cleaning of the kitchen area (Swadhar Greh, Adolescents responses)

100% of the responses received from the Ujjawala Homes adolescents mentioned that the mopping and cleaning of the kitchen area happened on daily basis.

What is the frequency of the mopping and cleaning of the kitchen area?		
States: age group	Daily	Grand Total
Chhattisgarh	1	1
15 – 20	1	1
Tamil Nadu	9	9
15 – 20	9	9
Grand Total	10	10

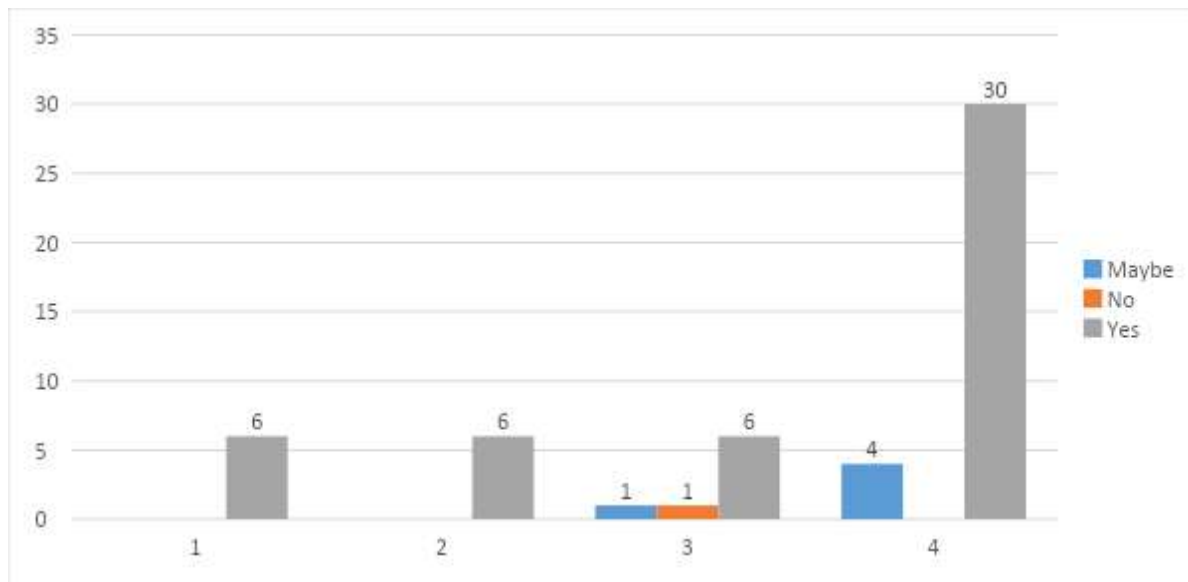
Table No. 4.3.124: Frequency of the mopping and cleaning of the kitchen area (Ujjawala Homes, Adolescents responses)

Pest control in kitchen

88.88% adolescents mentioned that pest control was done in the kitchen area, 1.85% said that it was not done and 9.25% were unsure of their opinion.

Is pest control conducted in the kitchen area?				
Age group: States	Maybe	No	Yes	Grand Total
Chhattisgarh			6	6
15 – 20			6	6
Gujarat			6	6
15 – 20			6	6
Rajasthan	1	1	6	8
15 – 20	1	1	6	8
Tamil Nadu	4		30	34
15 – 20	4		30	34
Grand Total	5	1	48	54

Table 4.3.125: Is pest control conducted in the kitchen area (Swadhar Greh Adolescents responses)



Graph No. 4.3.46: Is pest control conducted in the kitchen area (Swadhar Greh, Adolescents responses)

90% of the responses received from the Ujjawala Homes adolescents mentioned that the pest control as done in the kitchen area and 10% of the responses received were unsure of the situation.

Is pest control conducted in the kitchen area?			
States: age group	Maybe	Yes	Grand Total
Chhattisgarh		1	1
15 – 20		1	1
Tamil Nadu	1	8	9
15 – 20	1	8	9
Grand Total	1	9	10

Table No. 4.3.126: Pest control conducted in kitchen area (Ujjawala Homes, Adolescents responses)

5.55% of the responses received mentioned that the pest control was done annually, 9.25% mentioned that it was done biannually, 42.59% said that it was infrequent, 24.07% said that it was done quarterly and one just agreed that pest control was done.

If yes, what is the frequency of the pest control in the kitchen area?						
Age group:						Grand
States	Annually	Biannually	Infrequent	Quarterly	Yes	Total
Chhattisgarh			2	4		6
15 - 20			2	4		6
Gujarat	5	1				6
15 - 20	5	1				6
Rajasthan	1	4	1	1	1	8
15 - 20	1	4	1	1	1	8
Tamil Nadu	3		23	8		34
15 - 20	3		23	8		34
Grand Total	9	5	26	13	1	54

Table 4.3.127: Frequency of the pest control in the kitchen area (Swadhar Greh Adolescents responses)

60% of the responses received from the Ujjawala Homes adolescents mentioned that the pest control was done on quarterly basis in the kitchen area and 40% of the responses received mentioned that it was done very infrequently.

If yes, what is the frequency of the pest control in the kitchen area?			
States: age group	Infrequent	Quarterly	Grand Total
Chhattisgarh	1		1
15 – 20	1		1
Tamil Nadu	3	6	9
15 – 20	3	6	9
Grand Total	4	6	10

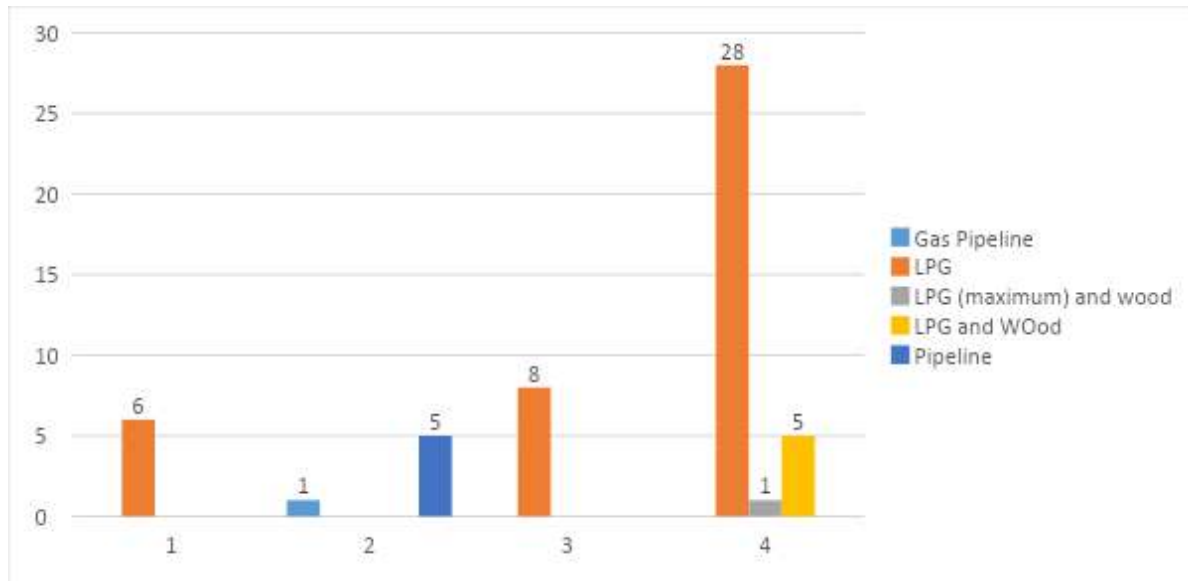
Table No. 4.3.128: Frequency of pest control conducted in kitchen area (Ujjawala Homes, Adolescents responses)

Fuel used for cooking food

77.77% of the responses received from adolescents mentioned that the fuel used for cooking food was LPG, 1.85% mentioned that gas pipeline was used, 9.25% mentioned that a combination of LPG and wood was used to cook food and 9.25% said that gas pipeline was used.

What is the fuel used for cooking food?						
Age group: States	Gas Pipelin e	LPG	LPG (maximum) and wood	LPG and Wood	Pipeli ne	Grand Total
Chhattisgarh		6				6
15 - 20		6				6
Gujarat	1				5	6
15 - 20	1				5	6
Rajasthan		8				8
15 - 20		8				8
Tamil Nadu		28	1	5		34
15 - 20		28	1	5		34
Grand Total	1	42	1	5	5	54

Table 4.3.129: What is the fuel used for cooking food (Swadhar Greh Adolescents responses)



Graph No. 4.3.47: What is the fuel used for cooking food (Swadhar Greh, Adolescents responses)

100% of the responses received from the Ujjawala Homes adolescents mentioned that the fuel used for cooking food was LPG.

What is the fuel used for cooking food?		
States: age group	LPG	Grand Total
Chhattisgarh	1	1
15 - 20	1	1
Tamil Nadu	9	9
15 - 20	9	9
Grand Total	10	10

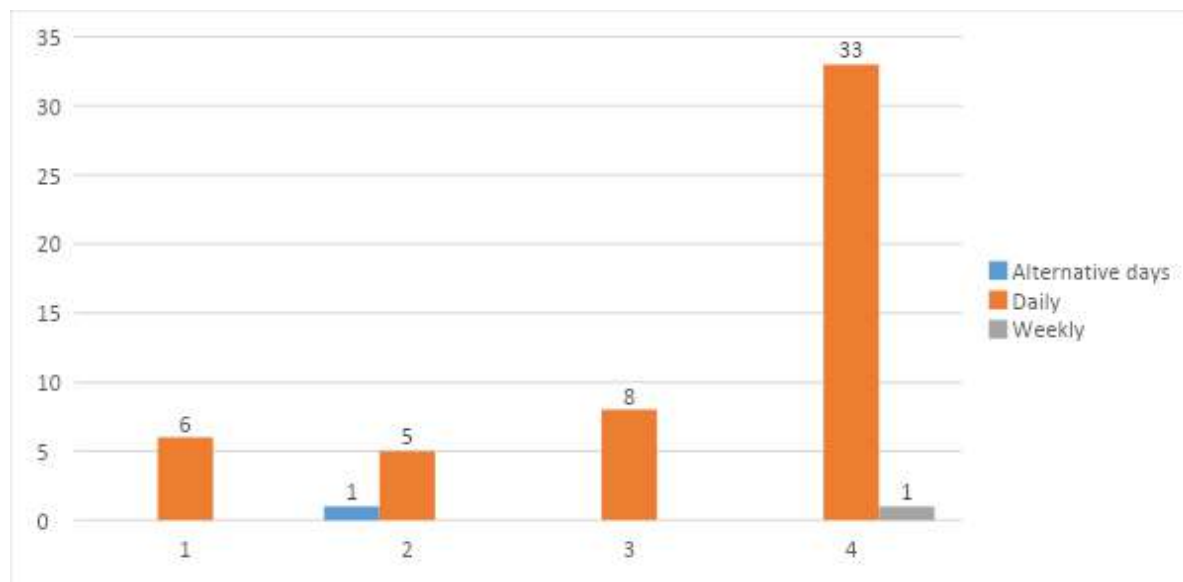
Table No. 4.3.130: Fuel used for cooking food (Ujjawala Homes, Adolescents responses)

Frequency of cleaning of bathrooms

96.29% of the responses received from adolescents mentioned that the frequency of cleaning of bathrooms was on daily basis, and 1.85% each mentioned that it was done on alternative days and on weekly basis.

What is the frequency of the cleaning of the bathrooms?				
Age group: States	Alternative days	Daily	Weekly	Grand Total
Chhattisgarh		6		6
15 – 20		6		6
Gujarat	1	5		6
15 - 20	1	5		6
Rajasthan		8		8
15 - 20		8		8
Tamil Nadu		33	1	34
15 - 20		33	1	34
Grand Total	1	52	1	54

Table 4.3.131: Frequency of the cleaning of the bathrooms (Swadhar Greh Adolescents responses)



Graph No. 4.3.48: Frequency of the cleaning of the bathrooms (Swadhar Greh, Adolescents responses)

100% of the responses received from the Ujjawala Homes adolescents mentioned that the bathrooms were cleaned daily.

What is the frequency of the cleaning of the bathrooms?		
States: age group	Daily	Grand Total
Chhattisgarh	1	1
15 - 20	1	1
Tamil Nadu	9	9
15 - 20	9	9
Grand Total	10	10

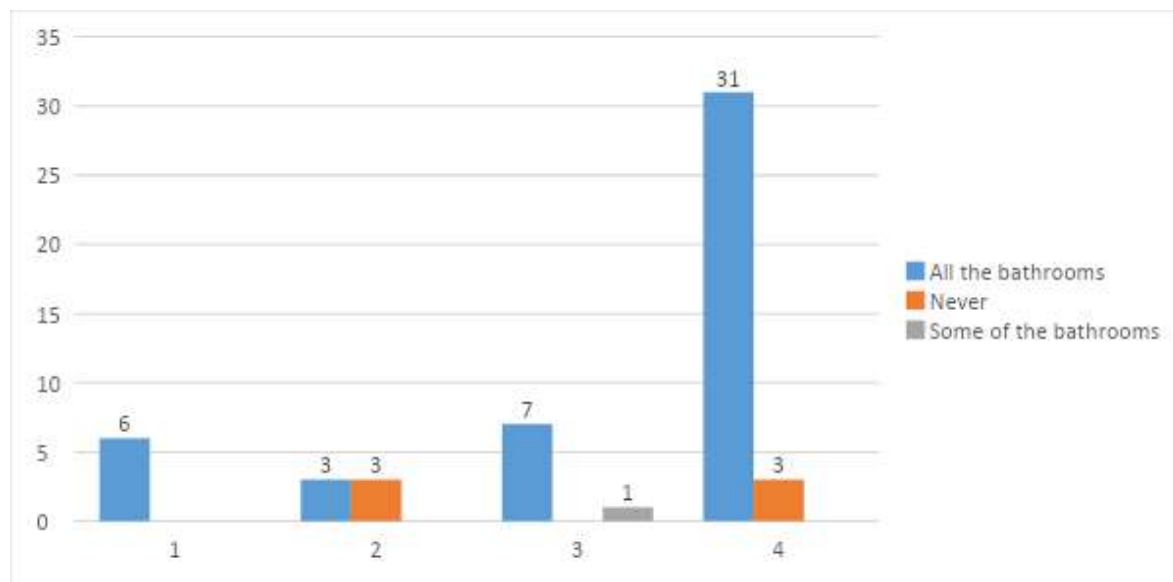
Table No. 4.3.132: Frequency of cleaning of the bathrooms (Ujjawala Homes, Adolescents responses)

Bathrooms equipped with ventilation system

87.03% of the responses received from adolescents mentioned that all bathrooms were equipped with ventilation systems, 1.85% said that some of the bathrooms were equipped with ventilation systems and 11.11% said that none of the bathrooms were equipped with ventilation systems.

Are the bathrooms equipped with ventilation systems?				
Age group: States	All the bathrooms	Never	Some of the bathrooms	Grand Total
Chhattisgarh	6			6
15 - 20	6			6
Gujarat	3	3		6
15 - 20	3	3		6
Rajasthan	7		1	8
15 - 20	7		1	8
Tamil Nadu	31	3		34
15 - 20	31	3		34
Grand Total	47	6	1	54

Table 4.3.133: Are the bathrooms equipped with ventilation systems (Swadhar Greh, Adolescents responses)



Graph No. 4.3.49: Are the bathrooms equipped with ventilation systems (Swadhar Greh, Adolescents responses)

100% of the responses received from the Ujjawala Homes adolescents mentioned that the bathrooms were equipped with the ventilation systems.

Are the bathrooms equipped with ventilation systems?		
States: age group	All the bathrooms	Grand Total
Chhattisgarh	1	1
15 – 20	1	1
Tamil Nadu	9	9
15 – 20	9	9
Grand Total	10	10

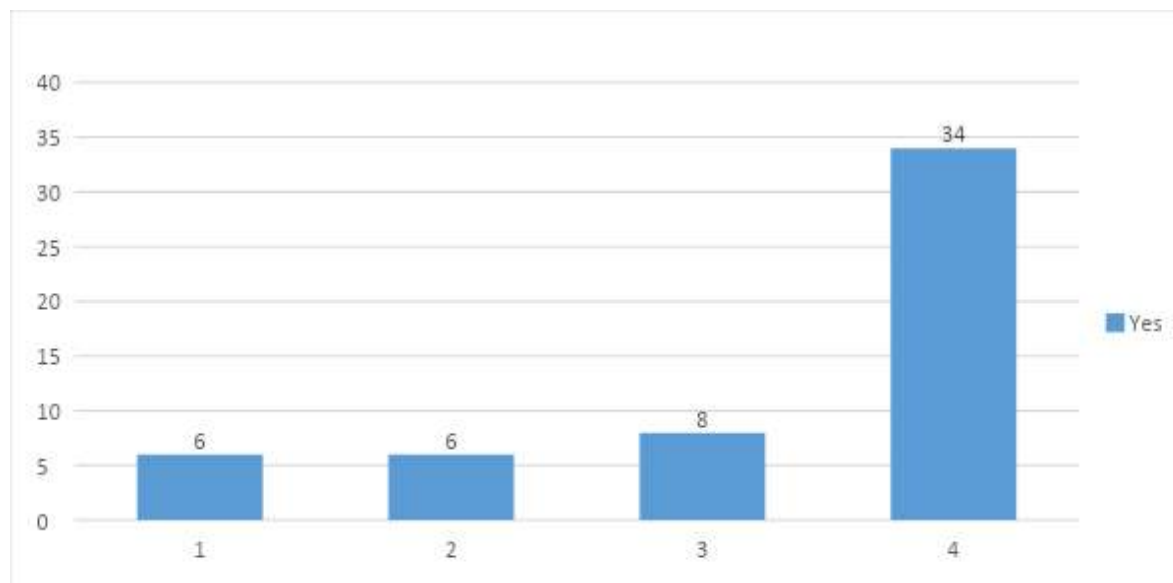
Table No. 4.3.134: Ventilation systems in bathrooms (Ujjawala Homes, Adolescents responses)

Training Rooms

All 100% of the responses received from adolescents mentioned that there were training rooms in the premises.

Are there training rooms in the premises?		
Age group: States	Yes	Grand Total
Chhattisgarh	6	6
15 – 20	6	6
Gujarat	6	6
15 – 20	6	6
Rajasthan	8	8
15 – 20	8	8
Tamil Nadu	34	34
15 – 20	34	34
Grand Total	54	54

Table 4.3.135: Are there training rooms in the premises (Swadhar Greh, Adolescents responses)



Graph No. 4.3.50: Are there training rooms in the premises (Swadhar Greh, Adolescents responses)

All 10 of the responses received from the Ujjawala Homes adolescents mentioned that there were training rooms in the premises of home.

Are there training rooms in the premises?		
States: age group	Yes	Grand Total
Chhattisgarh	1	1
15 – 20	1	1
Tamil Nadu	9	9
15 – 20	9	9
Grand Total	10	10

Table No. 4.3.136: Training rooms in premises (Ujjawala Homes, Adolescents responses)

Rooms adequately equipped with the required equipment

94.44% of the responses received from the Swadhar Greh adolescents mentioned that training rooms were equipped with the required equipment and 5.56% of the responses received declined.

Are the rooms adequately equipped with the required equipment?			
Age group: States	No	Yes	Grand Total
Chhattisgarh		6	6
15 – 20		6	6
Gujarat		6	6
15 – 20		6	6
Rajasthan		8	8
15 – 20		8	8
Tamil Nadu	3	31	34
15 – 20	3	31	34
Grand Total	3	51	54

Table No. 4.3.137: Rooms adequately equipped (Swadhar Greh, Adolescents responses)

88.88% of the responses received from the Ujjawala Homes adolescents mentioned that the rooms were adequately equipped with the required equipment while 11.12% of the responses received declined.

Are the rooms adequately equipped with the required equipment?			
States: age group	No	Yes	Grand Total
Chhattisgarh			
15 – 20			
Tamil Nadu	1	8	9
15 – 20	1	8	9
Grand Total	1	8	9

Table No. 4.3.138: Rooms adequately equipped with the required equipment's (Ujjawala Homes, Adolescents responses)

Cleaning of rooms

100% of the responses received from the Swadhar Greh adolescents mentioned that the rooms were cleaned daily.

Is the cleaning of the rooms done?		
Age group: States	Daily	Grand Total
Chhattisgarh	6	6
15 – 20	6	6
Gujarat	6	6
15 – 20	6	6
Rajasthan	8	8
15 – 20	8	8
Tamil Nadu	34	34
15 – 20	34	34
Grand Total	54	54

Table No. 4.3.139: Rooms cleaned daily (Swadhar Greh, Adolescents responses)

100% of the responses received from the Ujjawala Homes adolescents mentioned that the cleaning of the rooms was done on daily basis.

Is the cleaning of the rooms done?		
States: age group	Daily	Grand Total
Chhattisgarh	1	1
15 – 20	1	1
Tamil Nadu	9	9
15 – 20	9	9
Grand Total	10	10

Table No. 4.3.140: Cleaning of rooms (Ujjawala Homes, Adolescents responses)

Homes equipped to keep up with demands of children

62.96% of the responses received from the Swadhar Greh adolescents agreed that the homes are equipped keeping in mind the demands of the children, 14.81% of the responses received strongly agreed, 3.70% of the responses received strongly disagreed and 18.52% of the responses received were neutral in their opinion.

Do you agree the homes are equipped keeping in mind the demands of the children?					
Age group:			Strongly	Strongly	Grand
States	Agree	Neutral	agree	disagree	Total
Chhattisgarh	3	2		1	6
15 - 20	3	2		1	6
Gujarat	5	1			6
15 - 20	5	1			6
Rajasthan	1	3	4		8
15 - 20	1	3	4		8
Tamil Nadu	25	4	4	1	34
15 - 20	25	4	4	1	34
Grand Total	34	10	8	2	54

Table No. 4.3.141: Homes are equipped keeping in mind the demands of the children (Swadhar Greh, Adolescents responses)

100% of the responses received from the Ujjawala Homes adolescents agreed that the homes are equipped keeping in mind the demands of the children.

Do you agree the homes equipped keeping in mind the demands of the children?		
States: age group	Agree	Grand Total
Chhattisgarh	1	1
15 – 20	1	1
Tamil Nadu	9	9
15 – 20	9	9
Grand Total	10	10

Table No. 4.3.142: Homes are equipped keeping in mind the demands of the children (Ujjawala Homes, Adolescents responses)

Homes have equipment's for the activities of children

81.48% of the responses received from the Swadhar Greh adolescents mentioned that the homes give equipment's for the activities of children, 1.85% of the responses received declined and 16.67% of the responses received were unsure of their opinion.

Are the homes giving equipment's for the activities of children?				
Age group: States	Maybe	No	Yes	Grand Total
Chhattisgarh	5		1	6
15 – 20	5		1	6
Gujarat			6	6
15 – 20			6	6
Rajasthan	2	1	5	8
15 – 20	2	1	5	8
Tamil Nadu	2		32	34
15 – 20	2		32	34
Grand Total	9	1	44	54

Table No. 4.3.143: Homes giving equipment's for the activities of children (Swadhar Greh, Adolescents responses)

80% of the responses received from the Ujjawala Homes adolescents mentioned that the homes were giving equipment for the activities of children, 10% of the responses received declined and 10% of the responses received were unsure of their opinion.

Are the homes giving equipment for the activities of children?				
States: age group	Maybe	No	Yes	Grand Total
Chhattisgarh	1			1
15 – 20	1			1
Tamil Nadu		1	8	9
15 – 20		1	8	9
Grand Total	1	1	8	10

Table No. 4.3.144: The homes were giving equipment for the activities of children (Ujjawala Homes, Adolescents responses)

Do children go to school

59.26% of the responses received from the Swadhar Greh adolescents said that they had children and they went to schools also, 2.78% of the responses received declined and 12.96% of the responses received were unsure of their opinion.

If you have children, do they go to schools?				
Age group: States	Maybe	No	Yes	Grand Total
Chhattisgarh	5		1	6
15 – 20	5		1	6
Gujarat			6	6
15 - 20			6	6
Rajasthan	2	3	3	8
15 - 20	2	3	3	8
Tamil Nadu		12	22	34
15 - 20		12	22	34
Grand Total	7	15	32	54

Table No. 4.3.145: School-going children (Swadhar Greh, Adolescents responses)

40% of the responses received from the Ujjawala Homes adolescents mentioned that their children went to schools and 60% of the responses received mentioned that they didn't have children.

If you have children, do they go to schools?			
States: age group	No	Yes	Grand Total
Chhattisgarh		1	1
15 – 20		1	1
Tamil Nadu	6	3	9
15 – 20	6	3	9
Grand Total	6	4	10

Table No. 4.3.146: School-going children (Ujjawala Homes, Adolescents responses)

Support in admission in school

59.26% of the responses received from the Swadhar Greh adolescents mentioned that children were supported and assisted in their school admissions and 40.74% of the responses received were unsure of their opinion.

Are children supported and assisted in their school admissions?			
Age group: States	Maybe	Yes	Grand Total
Chhattisgarh	1	5	6
15 – 20	1	5	6
Gujarat		6	6
15 – 20		6	6
Rajasthan	5	3	8
15 – 20	5	3	8
Tamil Nadu	16	18	34
15 – 20	16	18	34
Grand Total	22	32	54

Table No. 4.3.147: Children supported and assisted in their school admissions (Swadhar Greh, Adolescents responses)

90% of the responses received from the Ujjawala Homes adolescents mentioned that the children are supported and assisted in their school admissions and 10% of the responses received were unsure of their opinion.

Are children supported and assisted in their school admissions?			
States: age group	Maybe	Yes	Grand Total
Chhattisgarh		1	1
15 – 20		1	1
Tamil Nadu	1	8	9
15 – 20	1	8	9
Grand Total	1	9	10

Table No. 4.3.148: Children supported and assisted in their school admissions (Ujjawala Homes, Adolescents responses)

Telephone Charges

96.29% of the responses received from the Swadhar Greh adolescents mentioned that they agency paid for their telephone charges and 3.71% of the responses received mentioned that they themselves paid for their telephone charges.

Who pays for the telephone charges in the home?			
Age group: States	Individual resident	Paid by the agency	Grand Total
Chhattisgarh		6	6
15 – 20		6	6
Gujarat		6	6
15 - 20		6	6
Rajasthan		8	8
15 - 20		8	8
Tamil Nadu	2	32	34
15 - 20	2	32	34
Grand Total	2	52	54

Table No. 4.3.149: Telephone charges (Swadhar Greh, Adolescents responses)

100% of the responses received from the Ujjawala Homes adolescents mentioned that he agency paid for the telephone charges in the home.

Who pays for the telephone charges in the home?		
States: age group	Paid by the agency	Grand Total
Chhattisgarh	1	1
15 – 20	1	1
Tamil Nadu	9	9
15 – 20	9	9
Grand Total	10	10

Table No. 4.3.150: Payment of telephone bills (Ujjawala Homes, Adolescents responses)

Internet Service

64.81% of the responses received from the Swadhar Greh adolescents mentioned that internet services are provided in the premises, 25.93% of the responses received declined and 9.26% of the responses received were unsure of their opinion.

Are the internet services provided in the premises?				
Age group: States	Maybe	No	Yes	Grand Total
Chhattisgarh	1		5	6
15 – 20	1		5	6
Gujarat	1	3	2	6
15 – 20	1	3	2	6
Rajasthan	2	1	5	8
15 – 20	2	1	5	8
Tamil Nadu	1	10	23	34
15 – 20	1	10	23	34
Grand Total	5	14	35	54

Table No. 4.3.151: The internet services provided in the premises (Swadhar Greh, Adolescents responses)

77.77% of the responses received from the Ujjawala Homes adolescents mentioned that internet charges are provided in the premises and 22.23% of the responses received mentioned that internet charges were not provided.

Are the internet services provided in the premises?			
States: age group	No	Yes	Grand Total
Chhattisgarh			
15 - 20			
Tamil Nadu	2	7	9
15 - 20	2	7	9
Grand Total	2	7	9

Table No. 4.3.152: Internet services in the premises (Ujjawala Homes, Adolescents responses)

68.52% of the responses received from the Swadhar Greh adolescents mentioned that the agency paid and 31.48% of the responses received mentioned that the resident themselves paid for the internet services.

If yes, then who pays for the internet services?			
Age group: States	Agency	Individual resident	Grand Total
Chhattisgarh	6		6
15 - 20	6		6
Gujarat	2	4	6
15 - 20	2	4	6
Rajasthan	5	3	8
15 - 20	5	3	8
Tamil Nadu	24	10	34
15 - 20	24	10	34
Grand Total	37	17	54

Table No. 4.3.153: Payment for the internet services provided in the premises (Swadhar Greh, Adolescents responses)

100% of the responses received from the Ujjawala Homes adolescents mentioned that the agency pays for the internet services.

If yes, then who pays for the internet services?		
States: age group	Agency	Grand Total
Chhattisgarh	1	1
15 – 20	1	1
Tamil Nadu	9	9
15 – 20	9	9
Grand Total	10	10

Table No. 4.3.154: Payment of the internet services (Ujjawala Homes, Adolescents responses)

Monitoring by authority

90.74% of the responses received from the Swadhar Greh adolescents mentioned that the monitoring of the homes was done by the designated authorities and 9.26% of the responses received were unsure of their opinion.

Is the monitoring of the homes done by the designated authorities?			
Age group: States	Maybe	Yes	Grand Total
Chhattisgarh		6	6
15 – 20		6	6
Gujarat		6	6
15 – 20		6	6
Rajasthan		8	8
15 – 20		8	8
Tamil Nadu	5	29	34
15 – 20	5	29	34
Grand Total	5	49	54

Table No. 4.3.155: Monitoring of the homes done by the designated authorities (Swadhar Greh, Adolescents responses)

90% of the responses received from the Ujjawala Homes adolescents mentioned that the monitoring of the homes was done by the designated authorities and 10% of the responses received were unsure of their opinion.

Is the monitoring of the homes done by the designated authorities?			
States: age group	Maybe	Yes	Grand Total
Chhattisgarh		1	1
15 – 20		1	1
Tamil Nadu	1	8	9
15 – 20	1	8	9
Grand Total	1	9	10

Table No. 4.3.156: Monitoring of the homes done by the designated authorities (Ujjawala Homes, Adolescents responses).

9.26% of the responses received from the Swadhar Greh adolescents mentioned that the monitoring was done annually, 9.26% of the responses received mentioned that it was done biannually, 72.22% of the responses received mentioned that it was done on monthly basis and 9.26% of the responses received mentioned that it was done on quarterly basis.

If yes, then how often the monitoring is done?					
Age group: States	Annually	Biannually	Monthly	Quarterly	Grand Total
Chhattisgarh			6		6
15 - 20			6		6
Gujarat			4	2	6
15 - 20			4	2	6
Rajasthan			6	2	8
15 - 20			6	2	8
Tamil Nadu	5	5	23	1	34
15 - 20	5	5	23	1	34
Grand Total	5	5	39	5	54

Table No. 4.3.157: The internet services provided in the premises (Swadhar Greh, Adolescents responses)

60% of the responses received from the Ujjawala Homes adolescents mentioned that the monitoring was done on annual basis, 30% of the responses received mentioned that it was done on monthly basis and 10% of the responses received mentioned that it was done biannually.

If yes, then how often the monitoring is done?				
States: age group	Annually	Biannually	Monthly	Grand Total
Chhattisgarh			1	1
15 - 20			1	1
Tamil Nadu	6	1	2	9
15 - 20	6	1	2	9
Grand Total	6	1	3	10

Table No. 4.3.158: Frequency of monitoring (Ujjawala Homes, Adolescents responses)

94.44% of the responses received from the Swadhar Greh adolescents mentioned that the changes and improvements were done after the end of the monitoring exercise and 5.56% of the responses received said that sometimes the improvements and changes were done.

Are the changes and improvements done after the end of the monitoring exercise?			
Age group: States	Always	Sometimes	Grand Total
15 – 20	51	3	54
Grand Total	51	3	54

Table No. 4.3.159: The changes and improvements done after the end of the monitoring exercise (Swadhar Greh, Adolescents responses)

100% of the responses received from the Ujjawala Homes adolescents mentioned that the changes and improvements were always done after the end of the monitoring exercise.

Are the changes and improvements done after the end of the monitoring exercise?		
States: age group	Always	Grand Total
Chhattisgarh	1	1
15 – 20	1	1
Tamil Nadu	9	9
15 – 20	9	9
Grand Total	10	10

Table No. 4.3.160: The changes and improvements done after the end of the monitoring exercise (Ujjawala Homes, Adolescents responses)

Guard/Watchmen

59.26% of the responses received from the Swadhar Greh adolescents mentioned that one guard was provided in the home, 25.93% of the responses received mentioned that two guard was provided, and 3.71% of the responses received mentioned that one guard and one watchman was provided to guard the home.

How many guards / watchmen provided in the homes?					
Age group: States	One	One guard and One watchman	Three	Two	Grand Total
Chhattisgarh	6				6
15 – 20	6				6
Gujarat	5			1	6
15 - 20	5			1	6
Rajasthan		2	3	3	8
15 - 20		2	3	3	8
Tamil Nadu	21		3	10	34
15 - 20	21		3	10	34
Grand Total	32	2	6	14	54

Table No. 4.3.161: Number of guards/watchmen provided in homes (Swadhar Greh, Adolescents responses)

20% of the responses received from the Ujjawala Homes adolescents mentioned that the guards were provided in the homes, 80% of the responses received mentioned that the watchmen were provided in the homes.

How many guards / watchmen provided in the homes?			
States: Age group	Guards	Watchmen	Grand Total
Chhattisgarh		1	1
15 - 20		1	1
Tamil Nadu	2	7	9
15 - 20	2	7	9
Grand Total	2	8	10

Table No. 4.3.162: Guards and watchmen provided in the homes (Ujjawala Homes, Adolescents responses)

98.15% of the responses received from the Swadhar Greh adolescents mentioned that guards were always on 24 hours duty and 1.85% of the responses received declined.

Are these guards on 24 hours duty?			
Age group: States	Always	Never	Grand Total
Chhattisgarh	6		6
15 - 20	6		6
Gujarat	6		6
15 - 20	6		6
Rajasthan	8		8
15 - 20	8		8
Tamil Nadu	33	1	34
15 - 20	33	1	34
Grand Total	53	1	54

Table No. 4.3.163: 24 hours duty of the guard (Swadhar Greh, Adolescents responses)

100% of the responses received from the Ujjawala Homes adolescents mentioned that the guards were always on duty.

Are these guards on hours duty?		
States: age group	Always	Grand Total
Chhattisgarh	1	1
15 - 20	1	1
Tamil Nadu	9	9
15 - 20	9	9
Grand Total	10	10

Table No. 4.3.164: Guards on hours duty (Ujjawala Homes, Adolescents responses)

Bathroom conditions

51.85% of the responses received from the Swadhar Greh adolescents were moderately satisfied about the conditions of bathrooms, 40.74% of the responses received were highly satisfied, 5.55% of the responses received were moderately dissatisfied and 1.85% of the responses received was neutral in their opinion.

Are you satisfied with the conditions of bathrooms?					
Age group: States	Highly satisfied	Moderately dissatisfied	Moderately satisfied	Neutral	Grand Total
Chhattisgarh	6				6
15 - 20	6				6
Gujarat		3	3		6
15 - 20		3	3		6
Rajasthan	5		3		8
15 - 20	5		3		8
Tamil Nadu	11		22	1	34
15 - 20	11		22	1	34
Grand Total	22	3	28	1	54

Table No. 4.3.165: Satisfaction with the condition of bathrooms (Swadhar Greh, Adolescents responses)

70% of the responses received from the Ujjawala Homes adolescents were moderately satisfied with the bathroom conditions, 20% of the responses received were highly satisfied and 10% of the responses received were neutral about their opinion.

Are you satisfied with the conditions of bathrooms?				
States: Row Labels	Highly satisfied	Moderately satisfied	Neutral	Grand Total
Chhattisgarh			1	1
15 - 20			1	1
Tamil Nadu	2	7		9
15 - 20	2	7		9
Grand Total	2	7	1	10

Table No. 4.3.166: Satisfaction with the bathroom conditions of the homes (Ujjawala Homes, Adolescents responses)

Training room condition

55.55% of the responses received from the Swadhar Greh adolescents were highly satisfied with the conditions of training rooms, 42.59% of the responses received were moderately satisfied and 1.85% of the responses received was neutral in their opinion.

Are you satisfied with the conditions of training rooms?				
Age group: States	Highly satisfied	Moderately satisfied	Neutral	Grand Total
Chhattisgarh	5	1		6
15 – 20	5	1		6
Gujarat	5	1		6
15 - 20	5	1		6
Rajasthan	5	3		8
15 - 20	5	3		8
Tamil Nadu	15	18	1	34
15 - 20	15	18	1	34
Grand Total	30	23	1	54

Table No. 4.3.167: Satisfaction with the condition of training rooms (Swadhar Greh, Adolescents responses).

90% of the responses received from the Ujjawala Homes adolescents were moderately satisfied with the conditions of the training rooms and 10% of the responses received were neutral in their opinion.

Are you satisfied with the conditions of training rooms?			
States: Row Labels	Moderately satisfied	Neutral	Grand Total
Chhattisgarh		1	1
15 - 20		1	1
Tamil Nadu	9		9
15 - 20	9		9
Grand Total	9	1	10

Table No. 4.3.168: Satisfaction with the training rooms conditions of the homes (Ujjawala Homes, Adolescents responses)

Exhaust System

51.85% of the responses received from the Swadhar Greh adolescents were highly satisfied with the exhaust systems of kitchen area, 31.48% of the responses received were moderately satisfied, 1.85% of the responses received were of the opinion that the system was moderately dissatisfied and 14.81% of the responses received were neutral in their opinion.

Are you satisfied with the exhaust systems of Kitchen area?					
Age group: States	Highly satisfied	Moderately dissatisfied	Moderately satisfied	Neutral	Grand Total
Chhattisgarh	6				6
15 - 20	6				6
Gujarat	1	1	2	2	6
15 - 20	1	1	2	2	6
Rajasthan	5		2	1	8
15 - 20	5		2	1	8
Tamil Nadu	16		13	5	34
15 - 20	16		13	5	34
Grand Total	28	1	17	8	54

Table No. 4.3.169: Satisfaction with the exhaust system of the kitchen area (Swadhar Greh, Adolescents responses)

33.33% of the responses received from the Ujjawala Homes adolescents were highly satisfied, 1.67% of the responses received were moderately dissatisfied, 33.33% of the responses received were moderately satisfied and 1.67% of the responses received were neutral in their opinion about the exhaust systems of the kitchen are.

Are you satisfied with the exhaust systems of Kitchen area?					
States: age group	Highly satisfied	Moderately dissatisfied	Moderately satisfied	Neutral	Grand Total
Chhattisgarh			1		1
15 - 20			1		1
Tamil Nadu	2	1	1	1	5
15 - 20	2	1	1	1	5
Grand Total	2	1	2	1	6

Table No. 4.3.170: Satisfaction with the exhaust system in the kitchen area of the homes (Ujjawala Homes, Adolescents responses)

Cleaning/Mopping of Kitchen area

44.44% of the responses received from the Swadhar Greh adolescents were highly satisfied with the mopping and cleaning of the kitchen area, 53.71% of the responses received were moderately satisfied and 1.85% of the responses received were unsure of their opinion.

Are you satisfied with the mopping and cleaning of the kitchen area?				
Age group: States	Highly satisfied	Moderately satisfied	Neutral	Grand Total
Chhattisgarh	3	3		6
15 - 20	3	3		6
Gujarat	3	3		6
15 - 20	3	3		6
Rajasthan	6	2		8
15 - 20	6	2		8
Tamil Nadu	12	21	1	34
15 - 20	12	21	1	34
Grand Total	24	29	1	54

Table No. 4.3.171: Satisfaction with the mopping and cleaning of the kitchen area (Swadhar Greh, Adolescents responses)

20% of the responses received from the Ujjawala Homes adolescents were highly satisfied with the mopping and cleaning of the kitchen area, 70% of the responses received were moderately satisfied with the mopping and cleaning of the kitchen area and 10% of the responses received were neutral about their opinion.

Are you satisfied with the mopping and cleaning of the kitchen area?				
States: age group	Highly satisfied	Moderately satisfied	Neutral	Grand Total
Chhattisgarh			1	1
15 - 20			1	1
Tamil Nadu	2	7		9
15 - 20	2	7		9
Grand Total	2	7	1	10

Table No. 4.3.172: Satisfaction with the mopping and cleaning of kitchen area (Ujjawala Homes, Adolescents responses)

Pest Control

37.74% of the responses received from the Swadhar Greh were highly satisfied with the effectiveness of pest control, 41.51% of the responses received were moderately satisfied and 20.75% of the responses received were neutral in their opinion.

Are you satisfied with the effectiveness of pest control?				
Age group: States	Highly satisfied	Moderately satisfied	Neutral	Grand Total
Chhattisgarh	3	3		6
15 - 20	3	3		6
Gujarat	2	3	1	6
15 - 20	2	3	1	6
Rajasthan	4	3	1	8
15 - 20	4	3	1	8
Tamil Nadu	11	13	9	33
15 - 20	11	13	9	33
Grand Total	20	22	11	53

Table No. 4.3.173: Satisfaction with the effectiveness of pest control (Swadhar Greh, Adolescents responses)

70% of the responses received from the Ujjawala Homes adolescents were moderately satisfied, 10% of the responses received were highly satisfied and 20% of the responses received were neutral about their satisfaction with the effectiveness of pest control.

Are you satisfied with the effectiveness of pest control?				
States: age group	Highly satisfied	Moderately satisfied	Neutral	Grand Total
Chhattisgarh		1		1
15 - 20		1		1
Tamil Nadu	1	6	2	9
15 - 20	1	6	2	9
Grand Total	1	7	2	10

Table No. 4.3.174: Satisfaction with the effectiveness of the pest control (Ujjawala Homes, Adolescents responses)

Kitchen staff's treatment with residents

46.29% of the responses received from the Swadhar Greh adolescents were highly satisfied with the kitchen staff's treatment, 48.15% of the responses received were moderately satisfied and 5.56% of the responses received were neutral in their opinion.

Are you satisfied with the kitchen staff's treatment with you?				
Age group: States	Highly satisfied	Moderately satisfied	Neutral	Grand Total
Chhattisgarh	4	2		6
15 - 20	4	2		6
Gujarat	2	3	1	6
15 - 20	2	3	1	6
Rajasthan	5	3		8
15 - 20	5	3		8
Tamil Nadu	14	18	2	34
15 - 20	14	18	2	34
Grand Total	25	26	3	54

Table No. 4.3.175: Satisfaction with the kitchen staff's treatment (Swadhar Greh, Adolescents responses)

70% of the responses received from the Ujjawala Homes adolescents were moderately satisfied and 30% of the responses received were highly satisfied with the kitchen staff's treatment towards them.

Are you satisfied with the kitchen staff's treatment with you?			
States: age group	Highly satisfied	Moderately satisfied	Grand Total
Chhattisgarh	1		1
15 - 20	1		1
Tamil Nadu	2	7	9
15 - 20	2	7	9
Grand Total	3	7	10

Table No. 4.3.176: Satisfaction with the kitchen staff's treatment (Ujjawala Homes, Adolescents responses)

Ventilation in bathroom

51.85% of the responses received from the Swadhar Greh adolescents were moderately satisfied, 18 were highly satisfied, 1.85% of the responses received each were highly satisfied and moderately satisfied and 11.11% of the responses received were neutral in their opinion.

Are you satisfied with the ventilation system in bathrooms?						
Age group: States	Highly dissatisfied	Highly satisfied	Moderately dissatisfied	Moderately satisfied	Neu tral	Grand Total
Chhattisgarh		3		3		6
15 - 20		3		3		6
Gujarat	1	1		3	1	6
15 - 20	1	1		3	1	6
Rajasthan		5		2	1	8
15 - 20		5		2	1	8
Tamil Nadu		9	1	20	4	34
15 - 20		9	1	20	4	34
Grand Total	1	18	1	28	6	54

Table No. 4.3.177: Satisfaction with the ventilation system in the bathrooms (Swadhar Greh, Adolescents responses)

90% of the responses received from the Ujjawala Homes adolescents were moderately satisfied and 10% of the responses received were highly satisfied with the ventilation system in the bathrooms.

Are you satisfied with the ventilation system in bathrooms?			
States: age group	Highly satisfied	Moderately satisfied	Grand Total
Chhattisgarh		1	1
15 - 20		1	1
Tamil Nadu	1	8	9
15 - 20	1	8	9
Grand Total	1	9	10

Table No. 4.3.178: Satisfaction with the ventilation systems in the bathrooms (Ujjawala Homes, Adolescents responses)

Support to children

42.31% of the responses received from the Swadhar Greh adolescents were highly satisfied with the support given to their children by the Home, 19.23% of the responses received were moderately satisfied and 38.46% of the responses received were neutral in their opinion.

Are you satisfied with the support given to your children by the Home?				
Age group: States	Highly satisfied	Moderately satisfied	Neutral	Grand Total
Chhattisgarh	1			1
15 – 20	1			1
Gujarat		1		1
15 – 20		1		1
Rajasthan	4	1	1	6
15 – 20	4	1	1	6
Tamil Nadu	6	3	9	18
15 – 20	6	3	9	18
Grand Total	11	5	10	26

Table No. 4.3.179: Satisfaction with the support given to the children (Swadhar Greh, Adolescents responses)

75% of the responses received from the Ujjawala Homes adolescents were moderately satisfied with the support given to their children by the home, 12.5% of the responses received were highly satisfied and 12.5% of the responses received were neutral in their opinion.

Are you satisfied with the support given to your children by the Home?				
States: age group	Highly satisfied	Moderately satisfied	Neutral	Grand Total
Chhattisgarh				
15 - 20				
Tamil Nadu	1	6	1	8
15 - 20	1	6	1	8
Grand Total	1	6	1	8

Table No. 4.3.180: Satisfaction with the support given to the children by the home (Ujjawala Homes, Adolescents responses)

Telephone service

52.83% of the responses received from the Swadhar Greh adolescents were moderately satisfied with the telephonic services, 22.64% of the responses received were highly satisfied and 24.53% of the responses received were neutral in their opinion.

60% of the responses received from the Ujjawala Homes adolescents were moderately satisfied with the telephonic services, 10% of the responses received were highly satisfied and 30% of the responses received were neutral about their opinion.

Are you satisfied with the telephonic services?				
Swadhar Greh States: age group	Highly satisfied	Moderately satisfied	Neutral	Grand Total
Chhattisgarh	3	3		6
15 – 20	3	3		6
Gujarat		6		6
15 - 20		6		6
Rajasthan	6	1		7
15 - 20	6	1		7
Tamil Nadu	3	18	13	34
15 - 20	3	18	13	34
Grand Total	12	28	13	53
Ujjawala Home States: age group	Highly satisfied	Moderately satisfied	Neutral	Grand Total
Chhattisgarh			1	1
15 - 20			1	1
Tamil Nadu	1	6	2	9
15 - 20	1	6	2	9
Grand Total	1	6	3	10

Table No. 4.3.181: Satisfaction with the telephonic services (Swadhar Greh, Ujjawala Homes, Adolescents responses)

Satisfaction with functioning of homes

26.42% of the responses received from the Swadhar Greh adolescents were highly satisfied with the functioning of the Swadhar Greh homes, 54.72% of the responses received were satisfied, 1.88% of the responses received were moderately dissatisfied and 16.98% of the responses received were neutral in their opinion.

Are you satisfied with the functioning of the Swadhar Greh Homes?					
Age group:	Highly satisfied	Moderately dissatisfied	Neutral	Satisfied	Grand Total
Chhattisgarh	5			1	6
15 - 20	5			1	6
Gujarat				5	5
15 - 20				5	5
Rajasthan	4		3	1	8
15 - 20	4		3	1	8
Tamil Nadu	5	1	6	22	34
15 - 20	5	1	6	22	34
Grand Total	14	1	9	29	53

Table No. 4.3.182: Satisfaction with the functioning of Swadhar Greh Homes (Swadhar Greh, Adolescents responses)

70% of the responses received from the Ujjawala Homes Adolescents said that they were satisfied with the functioning of the Ujjawala Homes and 30% of the responses received had neutral opinion on the functioning.

Are you satisfied with the functioning of the Ujjawala Homes?			
States: Age Group	Neutral	Satisfied	Grand Total
Chhattisgarh		1	1
15 – 20		1	1
Tamil Nadu	3	6	9
15 – 20	3	6	9
Grand Total	3	7	10

Table No. 4.3.183: Satisfied with the functioning of (Ujjawala Homes, Adolescents responses)

70.37% of the responses received from the Swadhar Greh adolescents mentioned that vocational training needed more focus, 25.93% of the responses received mentioned that pocket money should be increased and 3.71% of the responses received mentioned that more options should be available in recreational activity.

If not, then what aspect you consider need more focus?				
Age group: States	Pocket money	Recreational Activity	Vocational training	Grand Total
Chhattisgarh	3		3	6
15 - 20	3		3	6
Gujarat	2	1	3	6
15 - 20	2	1	3	6
Rajasthan	3		5	8
15 - 20	3		5	8
Tamil Nadu	6	1	27	34
15 - 20	6	1	27	34
Grand Total	14	2	38	54

Table No. 4.3.184: Considerable aspect of more focus (Swadhar Greh, Adolescents responses)

10% of the responses received from the Ujjawala Homes Adolescents wants more focus on pocket money, 10% of the responses received wanted more recreational activity and 80% of the responses received needed more different types of vocational training.

If not, then what aspect you consider need more focus?				
States: Age Group	Pocket money	Recreational Activity	Vocational Training	Grand Total
Chhattisgarh		1		1
15 - 20		1		1
Tamil Nadu	1		8	9
15 - 20	1		8	9
Grand Total	1	1	8	10

Table No. 4.3.185: More Focus on which aspect? (Ujjawala Homes, Adolescents responses)

Change in socio-economic conditions after admission to home

38.89% of the responses received from the Swadhar Greh adolescents agreed that after admission to the Home, they found a change in their socio-economic conditions, 11.11% of the responses received strongly agreed, 12.96% of the responses received disagreed, 35.19% of the responses received were neutral in their opinion and 1.85% of the responses received strongly disagreed.

After admission to the Home, do you find change in your socio-economic conditions?						
Age group: States	Agree	Disagree	Neutral	Strongly agree	Strongly disagree	Grand Total
Chhattisgarh	3		2	1		6
15 - 20	3		2	1		6
Gujarat	2	2	1		1	6
15 - 20	2	2	1		1	6
Rajasthan		2	1	5		8
15 - 20		2	1	5		8
Tamil Nadu	16	3	15			34
15 - 20	16	3	15			34
Grand Total	21	7	19	6	1	54

Table No. 4.3.186: After admission to the Home, do you find change in your socio-economic conditions (Swadhar Greh, Adolescents responses).

80% of the responses received from the Ujjawala Homes Adolescents agreed that they found a change in their socio-economic condition after admission to the home and 20% of the responses received were neutral in their opinion.

After admission to the Home, do you find change in your socio-economic conditions?			
States: Age Group	Agree	Neutral	Grand Total
Chhattisgarh		1	1
Tamil Nadu	8	1	9
Grand Total	8	2	10

Table No. 4.3.187: Change in the Socio-economic conditions (Ujjawala Homes, Adolescents responses)

After exiting, can earn and sustain adequately

27.77% of the responses received from the Swadhar Greh adolescents agreed that after existing from home, they will be able to earn and sustain themselves adequately, 11.11% of the responses received strongly agreed, 25.23% of the responses received disagreed and 35.19% of the responses received were neutral in their opinion.

After exiting the Home, will you be able to earn and sustain yourself adequately?					
Age group: States	Agree	Disagree	Neutral	Strongly agree	Grand Total
Chhattisgarh	4		1	1	6
15 - 20	4		1	1	6
Gujarat	3	1	2		6
15 - 20	3	1	2		6
Rajasthan	1	1	2	4	8
15 - 20	1	1	2	4	8
Tamil Nadu	7	12	14	1	34
15 - 20	7	12	14	1	34
Grand Total	15	14	19	6	54

Table No. 4.3.188: After exiting the Home, will you be able to earn and sustain yourself adequately (Swadhar Greh, Adolescents responses)

20% of the responses received from the Ujjawala Homes Adolescents agreed that after existing from home, they were able to earn and sustain themselves adequately, 60% of the responses received disagreed and 20% of the responses received.

After exiting the Home, will you be able to earn and sustain yourself adequately?				
States: Age Group	Agree	Disagree	Neutral	Grand Total
Chhattisgarh	1			1
15 - 20	1			1
Tamil Nadu	1	6	2	9
15 - 20	1	6	2	9
Grand Total	2	6	2	10

Table No. 4.3.189: Ability to sustain self after exit from the home (Ujjawala Homes, Adolescents responses)

Conclusion: Majority resident adolescents in Swadhar Greh and all residents of Ujjawala Home in Chhatisgarh and Tamil Nadu mentioned that they were given three meals a day. 70.37% mentioned that it was vegetarian daily and occasionally non vegetarian meals were given. In Gujarat and Rajasthan Swadhar Greh non-vegetarian meals are not served at all. 90% of responses received in Ujjawala Home mentioned that daily vegetarian and occasionally non vegetarian meal was given. Majority of resident adolescents in both homes agreed that milk, seasonal fruits, pulses and sweets were provided and majority were moderately satisfied with the quality of food provided. Majority were satisfied with the hygiene and maintenance of mess/canteen.

The majority resident adolescents mentioned that they were provided with clothes once in 6 months, two pairs of clothes was provided in one distribution and moderately satisfied with the clothes' distribution frequency as well as their seasonality.

81.48% adolescents agreed that they always received pocket money in Swadhar Greh in all states, majority mentioned that the sum of money was always constant throughout the year and it was given monthly and the amount received was below or equal to 100 in the form of cash and thus, majority were highly dissatisfied with the amount of pocket money but 100% of responses received from the Ujjawala Home adolescents mentioned that they never received any pocket money. In Ujjawala Home, adolescents commonly mentioned that they were not given the money directly. They had to ask for things which the home would buy for them.

Regarding recreational activities provided for outdoor activities, majority in Swadhar Greh stated that they were provided but majority in Ujjawala Home states that no such activities were provided however, all 100% adolescent residents in both homes agreed that recreational activities were provided for indoor activities.

Majority in Swadhar Greh agreed and all residents in Ujjawala Home stated that television was provided and also agreed that recreational activities were provided keeping in mind the needs of women of all ages and children as well.

Majority responses received from adolescents in both homes were aware that there is provision of providing facilities for imparting vocational training to each resident and many options were given to the residents to choose from and the residents had a choice in which activity they wish to pick. The staff also gave suggestions in taking up a particular course or field but the training was given according to the preference of the residents.

Regarding the non- recurring grant, 94.44% of Swadhar Greh residents and 100% of adolescent residents of Ujjawala Home were unaware of this provision of giving the grant. Rajasthan is the only state where adolescents were aware of the grant and were given the same. No other home in any state except Swadhar Greh Rajasthan provided the resident adolescent non-recurring grant. The residents agreed that the amount of this grant is less than or equal to Rs. 1,000.

Majority of residents did not have a child of their own in the home but some did. They were aware that there is a provision for separate expenditure for children and were satisfied with the facilities for children.

79.62% adolescents mentioned that the frequency of the inspections done by the relevant staff of the conditions of the homes was monthly and 90% of the responses received from the Ujjawala Home adolescents also mentioned that the frequency of the inspections done by the relevant staff of the conditions of the homes was on monthly basis. 77.77% adolescents said that the ownership of Swadhar Greh home was on rent and 100% of the responses received from the Ujjawala Home adolescents mentioned that the Ujjawala Home was on rent.

Majority of residents were satisfied with the tools and hygiene of the kitchen, kitchen ventilation, mopping and cleaning and quarterly pest control. The fuel used in the homes for cooking is LPG and training rooms were present. Majority adolescent residents in both homes stated that bathrooms were cleaned and cleaning was done daily.

96.29% of the responses received from the Swadhar Greh adolescents mentioned that the agency paid for their telephone charges and 64.81% of the responses received from the Swadhar

Greh adolescents mentioned that internet services are provided in the premises while 77.77% of the responses received from the Ujjawala Home adolescents mentioned that internet charges are provided in the premises and majority agreed that the agency paid the internet charges. Guards/watchmen were also provided who are on 24 hour duty.

Majority adolescent resident in both homes agreed that after admission to the home, they found a change in their socio-economic conditions. Majority in Swadhar Greh agreed that they will be able to earn and sustain themselves adequately but the majority of adolescent respondents in Ujjawala Home disagreed.

OBJECTIVE 3

TO ANALYSE AND UNDERSTAND THE FACILITIES OF MEDICAL, LEGAL AND POLICE ASSISTANCE AND SHELTER PROVIDED BY THE SWADHAR GREH IN SELECTED STATES OF INDIA TO THE WOMEN (ADOLESCENTS)

Medical Check-up

66.67% of the responses received from the Swadhar Greh adolescents mentioned that their checkup was done at the time of their admission, 31.48% of the responses received declined and 1.85% of the responses received were unsure of their opinion.

Was your medical check-up done at time of your admission?				
Age group: States	Maybe	No	Yes	Grand Total
Chhattisgarh	1		5	6
15 - 20	1		5	6
Gujarat		1	5	6
15 - 20		1	5	6
Rajasthan			8	8
15 - 20			8	8
Tamil Nadu		16	18	34
15 - 20		16	18	34
Grand Total	1	17	36	54

Table No. 4.3.190: The Medical check-up done at the time of admission (Swadhar Greh, Adolescents responses)

70% of the responses received from the Ujjawala Homes Adolescents mentioned that their medical check-up was done at the time of their admission and 30% of the responses received denied it.

Was your medical check-up done at time of your admission?			
States: Age Group	No	Yes	Grand Total
Chhattisgarh		1	1
15 - 20		1	1
Tamil Nadu	3	6	9
15 - 20	3	6	9
Grand Total	3	7	10

Table No. 4.3.191: Medical Checkup done at admission or not (Ujjawala Homes, Adolescents responses)

Check-up done within 3 days of admission

96.29% of the responses received from the Swadhar Greh adolescents mentioned that check-up was done within 3 days of their admission and 3.71% of the responses received refused to it.

Was the check-up done within 3 days of your admission?			
Age group: States	No	Yes	Grand Total
Chhattisgarh		6	6
15 - 20		6	6
Gujarat		6	6
15 - 20		6	6
Rajasthan		8	8
15 - 20		8	8
Tamil Nadu	2	32	34
15 - 20	2	32	34
Grand Total	2	52	54

Table No. 4.3.192: The check-up done within 3 days of admission (Swadhar Greh, Adolescents responses)

100% of the responses received from the Ujjawala Homes Adolescents mentioned that their check-up was done within days of their admission.

Was the check-up done within days of your admission?		
States: Age Group	Yes	Grand Total
Chhattisgarh	1	1
15 - 20	1	1
Tamil Nadu	9	9
15 - 20	9	9
Grand Total	10	10

Table No. 4.3.193: Checkup done within days of the admission (Ujjawala Homes, Adolescents responses)

If resident contracted HIV/AIDS, were they referred to hospital/VCTC

35.85% of the responses received from the Swadhar Greh adolescents mentioned that if the resident, is known to have contracted HIV/AIDS, then they are referred to the VCTC (Voluntary Counselling and Testing Centre) centre of the nearest hospital, 49.06% of the responses received were unaware and 15.09% of the responses received mentioned that they residents were not referred to the nearest hospital.

Is the resident, if known to have contracted HIV/AIDS, referred to the VCTC (Voluntary Counselling and Testing Centre) centre of the nearest hospital?					
Age group: States	Always	Never	Not aware	(blank)	Grand Total
Chhattisgarh			6		6
15 - 20			6		6
Gujarat		4	1		5
15 - 20		4	1		5
Rajasthan		4	4		8
15 - 20		4	4		8
Tamil Nadu	19		15		34
15 - 20	19		15		34
Grand Total	19	8	26		53

Table No. 4.3.194: The resident, if known to have contracted HIV/AIDS, referred to the VCTC (Voluntary Counselling and Testing Centre) centre of the nearest hospital (Swadhar Greh, Adolescents responses)

80% of the responses received from the Ujjawala Homes Adolescents mentioned that always the resident, if known to have contracted HIV/AIDS, was referred to the VCTC (Voluntary Counselling and Testing Centre) of the nearest hospital and 20% of the responses received were unaware of the situation.

Is the resident, if known to have contracted HIV/AIDS, referred to the VCTC (Voluntary Counselling and Testing Centre) center of the nearest hospital?			
States: Age Group	Always	Not aware	Grand Total
Chhattisgarh	1		1
15 - 20	1		1
Tamil Nadu	7	2	9
15 - 20	7	2	9
Grand Total	8	2	10

Table No. 4.3.195: Referral of the resident to the VCTC Centre on contraction of HIV/AIDS
(Ujjawala Homes, Adolescents responses)

Medical Kit

96.29% of the responses received from the Swadhar Greh adolescents mentioned that medical kit was maintained in the premises of the homes, and 3.71% of the responses received were unsure of their opinion.

Is the medical kit maintained in the premises of the homes?			
Age group: States	Maybe	Yes	Grand Total
Chhattisgarh		6	6
15 – 20		6	6
Gujarat		6	6
15 – 20		6	6
Rajasthan	1	7	8
15 – 20	1	7	8
Tamil Nadu	1	33	34
15 – 20	1	33	34
Grand Total	2	52	54

Table No. 4.3.196: Maintenance of medical kits in the premises of the homes (Swadhar Greh, Adolescents responses)

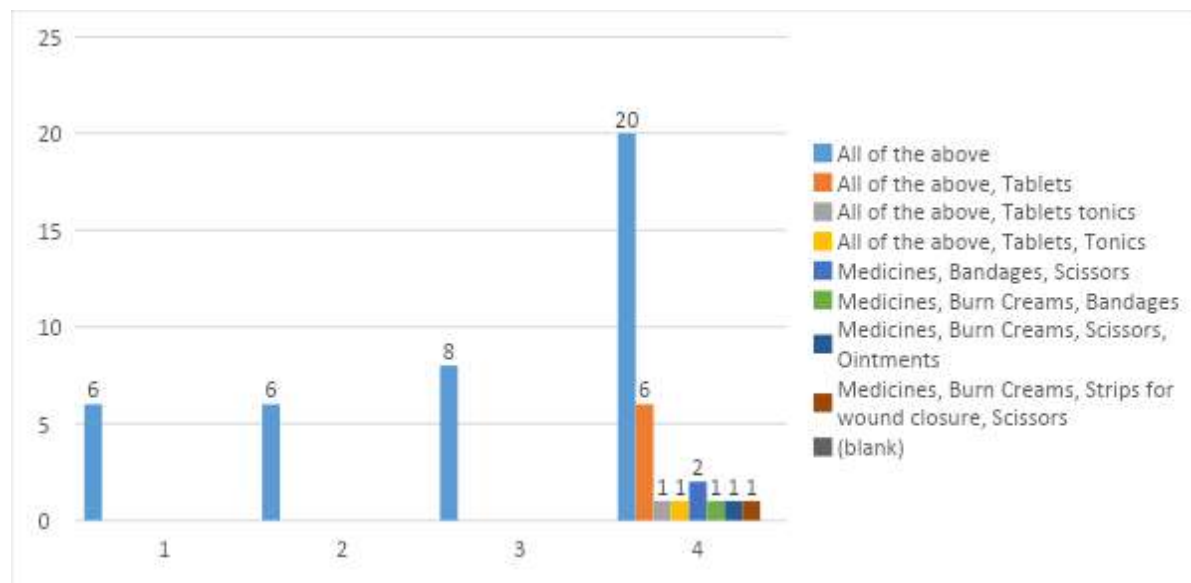
90% of the responses received from the Ujjawala Homes Adolescents mentioned that the medical kit was maintained in the premises of the homes and 10% of the responses received was unsure of the situation.

Is the medical kit maintained in the premises of the homes?			
States: Age Group	Maybe	Yes	Grand Total
Chhattisgarh		1	1
15 – 20		1	1
Tamil Nadu	1	8	9
15 – 20	1	8	9
Grand Total	1	9	10

Table No. 4.3.197: Maintenance of the Medical Kit in the premises (Ujjawala Homes, Adolescents responses)

Things in medical kit

100% of the responses received from the Swadhar Greh adolescents mentioned the following common things present in the medical kit: Medicines, Bandages, Scissors, Burn Creams, Bandages, Scissors, Ointments, and Strips for wound closure, Scissors.



Graph No. 4.3.51: Things present in medical kits (Swadhar Greh, Adolescents responses)

100% of the responses received from the Ujjawala Homes Adolescents mentioned that all the basic medicines were available in the medical kit.

If yes, then what is included in the medical kit?		
States: Age Group	All of the basic medicines	Grand Total
Chhattisgarh	1	1
15 - 20	1	1
Tamil Nadu	9	9
15 - 20	9	9
Grand Total	10	10

Table No. 4.3.198: Contents of the Medical Kit (Ujjawala Homes, Adolescents responses)

Doctor in premises

67.92% of the responses received from the Swadhar Greh adolescents mentioned that the doctor sits on a weekly basis in the premises, 24.53% of the responses received mentioned that sometimes the doctor was available, 5.66% of the responses received mentioned that doctor was never available and 1.88% of the responses received were not aware of any situation.

Does the doctor sit on a weekly basis in the premises?					
Age group: States	Always	Never	Not aware	Sometimes	Grand Total
Chhattisgarh	6				6
15 - 20	6				6
Gujarat	6				6
15 - 20	6				6
Rajasthan	4			3	7
15 - 20	4			3	7
Tamil Nadu	20	3	1	10	34
15 - 20	20	3	1	10	34
Grand Total	36	3	1	13	53

Table No. 4.3.199: Availability of doctors on a weekly basis on the premises (Swadhar Greh, Adolescents responses)

70% of the responses received from the Ujjawala Homes Adolescents mentioned that the doctor always sat on a weekly basis in the premises and 30% of the responses received mentioned that the doctor sometimes at in the premises.

Does the doctor sit on a weekly basis in the premises?			
States: Age Group	Always	Sometimes	Grand Total
Chhattisgarh		1	1
15 - 20		1	1
Tamil Nadu	7	2	9
15 - 20	7	2	9
Grand Total	7	3	10

Table No. 4.3.200: Availability of the doctor on weekly basis (Ujjawala Homes, Adolescents responses)

Gender of Doctor

70.37% of the responses received from the Swadhar Greh adolescents mentioned that he doctor was a female, 1.85% of the responses received mentioned that the doctor was a male and the remaining mentioned that both male and female doctors were available.

What is the gender of the doctor?							
Age group: States	Andhra Sabha Mahila has own doctors who are both male and Female	Both male and female	Both Male and female	Female	Male	Male and Female	Grand Total
Chhattisgarh				6			6
15 - 20				6			6
Gujarat				5	1		6
15 - 20				5	1		6
Rajasthan				5	3		8
15 - 20				5	3		8
Tamil Nadu	1	1	2	22	7	1	34
15 - 20	1	1	2	22	7	1	34
Grand Total	1	1	2	38	1	1	54

Table No. 4.3.201: Gender of doctor (Swadhar Greh, Adolescents responses)

80% of the responses received from the Ujjawala Homes Adolescents mentioned that the doctor was male and 20% of the responses received mentioned that the doctor was a female.

What is the gender of the doctor?			
States: Age Group	Female	Male	Grand Total
Chhattisgarh	1		1
15 - 20	1		1
Tamil Nadu	1	8	9
15 - 20	1	8	9
Grand Total	2	8	10

Table No. 4.3.202: Gender of the Doctor (Ujjawala Homes, Adolescents responses)

Doctor adequately equipped for the diagnosis

94.44% of the responses received from the Swadhar Greh adolescents mentioned that the doctor was adequately equipped for the diagnosis and 55.56% of the responses received mentioned that the doctor was not adequately equipped.

Is the doctor adequately equipped for the diagnosis?			
Age group: States	No	Yes	Grand Total
Chhattisgarh		6	6
15 – 20		6	6
Gujarat		6	6
15 – 20		6	6
Rajasthan		8	8
15 – 20		8	8
Tamil Nadu	3	31	34
15 – 20	3	31	34
Grand Total	3	51	54

Table No. 4.3.203: The doctor is adequately equipped (Swadhar Greh, Adolescents responses)

90% of the responses received from the Ujjawala Homes Adolescents mentioned that the doctor was adequately equipped for the diagnosis and 10% of the responses received denied it.

Is the doctor adequately equipped for the diagnosis?			
States: Age Group	No	Yes	Grand Total
Chhattisgarh	1		1
15 – 20	1		1
Tamil Nadu		9	9
15 – 20		9	9
Grand Total	1	9	10

Table No. 4.3.204: Whether the doctor is equipped for diagnosis (Ujjawala Homes, Adolescents responses)

Satisfaction with the diagnosis and medical treatment given by the doctor

55.55% of the responses received from the Swadhar Greh adolescents were highly satisfied with the diagnosis and medical treatment given by the doctor, 42.59% of the responses received were moderately satisfied and 1.85% of the responses received were neutral in their opinion.

Are you satisfied with the diagnosis and medical treatment given by the doctor?				
Age group: States	Highly satisfied	Moderately satisfied	Neutral	Grand Total
Chhattisgarh	3	3		6
15 - 20	3	3		6
Gujarat	6			6
15 - 20	6			6
Rajasthan	6	2		8
15 - 20	6	2		8
Tamil Nadu	15	18	1	34
15 - 20	15	18	1	34
Grand Total	30	23	1	54

Table No. 4.3.205: Satisfied with the diagnosis and medical treatment given by the doctor (Swadhar Greh, Adolescents responses)

40% of the responses received from the Ujjawala Homes Adolescents were highly satisfied with the doctor's behavior with the residents and 60% of the responses received were moderately satisfied.

Are you satisfied with his behaviour with the residents?			
States: Row Labels	Highly satisfied	Moderately satisfied	Grand Total
Chhattisgarh	1		1
15 - 20	1		1
Tamil Nadu	3	6	9
15 - 20	3	6	9
Grand Total	4	6	10

Table No. 4.3.206: Satisfaction of the behaviour of doctor towards residents (Ujjawala Homes, Adolescents responses)

Availability of Medicines with the local civil hospital/PHC/CHC tied up with the home

81.13% of the responses received from the Swadhar Greh adolescents mentioned that medicines were always available for the treatment of the diseases with the local civil hospital/PHC/CHC tied up with the home, 13.21% of the responses received mentioned that sometimes the medicines were available and 5.66% of the responses received were not aware of the situation.

Are the medicines available for the treatment of the diseases with the local civil hospital/PHC/CHC tied up with the home?				
Age group: States	Always	Not aware	Sometimes	Grand Total
Chhattisgarh	1		5	6
15 - 20	1		5	6
Gujarat	5			5
15 - 20	5			5
Rajasthan	6		2	8
15 - 20	6		2	8
Tamil Nadu	31	3		34
15 - 20	31	3		34
Grand Total	43	3	7	53

Table No. 4.3.207: Availability of the medicines for the treatment of the diseases with the local civil hospital/PHC/CHC tied up with the home (Swadhar Greh, Adolescents responses)

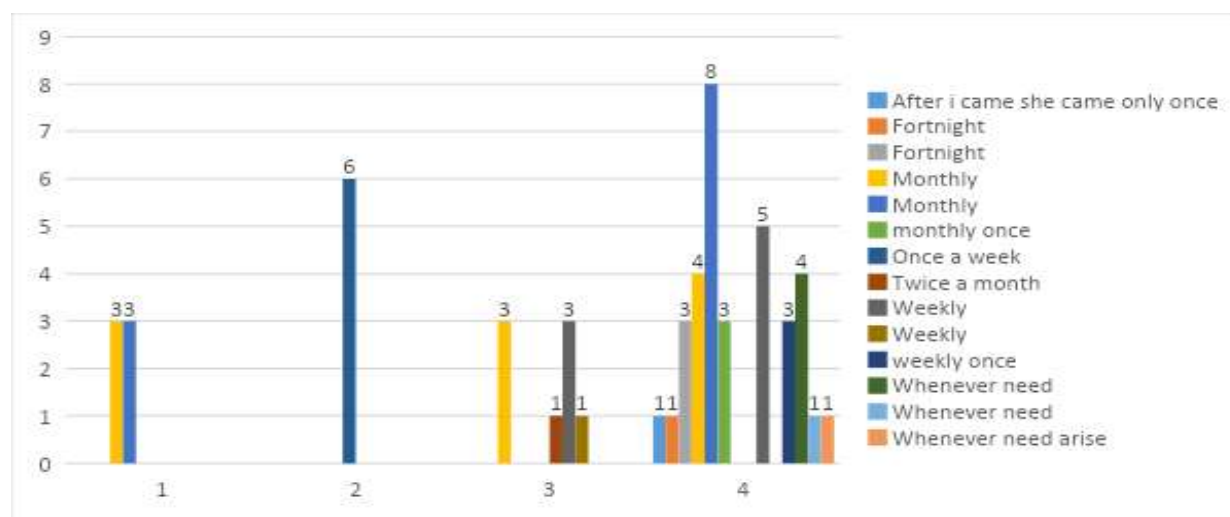
90% of the responses received from the Ujjawala Homes Adolescents mentioned that always the medicines available for the treatment of the diseases with the local civil hospital/PHC/CHC tied up with the home and 10% of the responses received was unaware of the situation.

Are the medicines available for the treatment of the diseases with the local civil hospital/PHC/CHC tied up with the home?			
States: Age Group	Always	Not aware	Grand Total
Chhattisgarh	1		1
15 – 20	1		1
Tamil Nadu	8	1	9
15 – 20	8	1	9
Grand Total	9	1	10

Table No. 4.3.208: Availability of the medicines at local civil hospital/PHC/CHC tied up with the home (Ujjawala Homes, Adolescents responses)

Check-up of the residents

11.11% of the responses received from the Swadhar Greh the adolescents said that the check-up was done whenever needed, 33.33% of the responses received said that check-up was done weekly, 44.44% of the responses received said it was done monthly, 9.26% of the responses received mentioned it was done fortnightly while only 1.85% of the responses received said that it was done only once after they entered the home.



Graph No. 4.3.52: Check-up of the residents (Swadhar Greh, Adolescents responses)

60% of the responses received from the Ujjawala Homes Adolescents mentioned that the medical check-up of the residents was done on weekly basis and 40% of the responses received mentioned that it was done on monthly basis.

How often the medical check-up of the residents are conducted by the doctor?			
States: Age Group	Monthly	Weekly Once	Grand Total
Chhattisgarh	1		1
15 - 20	1		1
Tamil Nadu	3	6	9
15 - 20	3	6	9
Grand Total	4	6	10

Table No. 4.3.209: Frequency of the medical check-up of the residents by the doctor (Ujjawala Homes, Adolescents responses)

Whether residents tested Covid positive

78.85% of the responses received from the Swadhar Greh adolescents declined that they were not tested for Covid positive between December 2019 -November 2022, 17.31% of the responses received said that they were tested for Covid and 3.84% of the responses received were unaware of the situation.

Whether you tested Covid positive between December 2019 - November 2022?				
Age group: States	No	Not aware	Yes	Grand Total
Chhattisgarh	1		5	6
15 – 20	1		5	6
Gujarat	5			5
15 – 20	5			5
Rajasthan	6	1		7
15 – 20	6	1		7
Tamil Nadu	29	1	4	34
15 – 20	29	1	4	34
Grand Total	41	2	9	52

Table No. 4.3.210: Whether tested Covid positive between December 2019 – November 2022 (Swadhar Greh, Adolescents responses)

All 9-adolescent mentioned that they were not tested for COVID positive between the stipulated time period.

Whether you tested Covid positive between December 2019 - November 2022		
States: Age Group	No	Grand Total
Chhattisgarh	1	1
15 – 20	1	1
Tamil Nadu	8	8
15 – 20	8	8
Grand Total	9	9

Table No. 4.3.211: Whether tested Covid positive between December 2019 – November 2022

(Ujjawala Homes, Adolescents responses)

Which test conducted for your diagnosis of COVID-19

50% of the responses received from the Swadhar Greh adolescents mentioned that RT PCR test was carried out for covid diagnosis, 7.41% of the responses received mentioned that rapid antigen test was done and 42.59% of the responses received were unaware of the situation.

Which test was/is conducted for your diagnosis of COVID-19?				
Age group: States	Not aware	Rapid Antigen Test	RT PCR Test	Grand Total
Chhattisgarh			6	6
15 – 20			6	6
Gujarat	1	4	1	6
15 - 20	1	4	1	6
Rajasthan	4		4	8
15 - 20	4		4	8
Tamil Nadu	18		16	34
15 - 20	18		16	34
Grand Total	23	4	27	54

Table No. 4.3.212: Test conducted for the diagnosis of Covid-19 (Swadhar Greh, Adolescents

responses)

40% of the responses received from the Ujjawala Homes Adolescents mentioned that RT PCR test was conducted for their diagnosis of COVID 19, 50% of the responses received were unaware of the situation and 10% of the responses received denied it.

Which test was/is conducted for your diagnosis of COVID-19?				
States: Age Group	Nil	Not aware	RT PCR Test	Grand Total
Chhattisgarh	1			1
15 - 20	1			1
Tamil Nadu		5	4	9
15 - 20		5	4	9
Grand Total	1	5	4	10

Table No. 4.3.213: Type of test performed for diagnosis of COVID-19 (Ujjawala Homes, Adolescents responses)

Regularity of COVID - 19 tests

27.78% of the responses received from Swadhar Greh adolescents said that the residents' regular COVID - 19 tests were conducted by the Agency in case residents showed symptoms, 64.81% were not aware, 3.70% refused and 3.70% were unsure of their opinion.

Were residents' regular COVID - 19 tests were conducted by the Agency in case residents showed symptoms?					
Age groups: States	Maybe	No	Not aware	Yes	Grand Total
Chhattisgarh				6	6
15 – 20				6	6
Gujarat			2	4	6
15 - 20			2	4	6
Rajasthan	1	2	4	1	8
15 - 20	1	2	4	1	8
Tamil Nadu	1		29	4	34
15 - 20	1		29	4	34
Grand Total	2	2	35	15	54

Table No. 4.3.214: Residents showing symptoms (Swadhar Greh, Adolescents responses)

40% of the responses received from the Ujjawala Homes Adolescents mentioned that residents' regular COVID - 19 tests were conducted by the Agency in case residents showed symptoms, 20% of the responses received declined and 40% of the responses received were not aware of the situation.

Were residents' regular COVID - 19 tests were conducted by the Agency in case residents showed symptoms?				
States: Age Group	No	Not aware	Yes	Grand Total
Chhattisgarh		1		1
15 - 20		1		1
Tamil Nadu	2	3	4	9
15 - 20	2	3	4	9
Grand Total	2	4	4	10

Table No. 4.3.215: Regularity of the COVID-19 tests on residents (Ujjawala Homes, Adolescents responses)

Satisfaction with the medical assistance given to COVID positive patients

37.03% of the responses received from Swadhar Greh adolescents were highly satisfied with the medical assistance given to covid positive patients, 12.96% were moderately satisfied and 50% were neutral in their opinion.

Were you satisfied with the medical assistance given to COVID positive patients?				
Age groups: States	Highly satisfied	Moderately satisfied	Neutral	Grand Total
Chhattisgarh	2	4		6
15 - 20	2	4		6
Gujarat	4	2		6
15 - 20	4	2		6
Rajasthan	6		2	8
15 - 20	6		2	8
Tamil Nadu	8	1	25	34
15 - 20	8	1	25	34
Grand Total	20	7	27	54

Table No. 4.3.216: Medical Assistance given to COVID-19 patients (Swadhar Greh, Adolescents responses)

90% of the responses received from the Ujjawala Homes Adolescents were highly satisfied with the medical assistance given to COVID-19 positive patients and 10% of the responses received was neutral in its opinion.

Were you satisfied with the medical assistance given to COVID positive patients?			
States: Age Group	Highly satisfied	Neutral	Grand Total
Chhattisgarh	1		1
15 - 20	1		1
Tamil Nadu	8	1	9
15 - 20	8	1	9
Grand Total	9	1	10

Table No. 4.3.217: Satisfaction level of the medical assistance given to COVID-19 positive patients
(Ujjawala Homes, Adolescents responses)

Availability of COVID - 19 medicines

61.11% of the responses received from Swadhar Greh adolescents mentioned that covid-19 medicines were always available with the civil hospital/PHC/CHC, 35.19% mentioned that they were not aware of it, 1.85% mentioned that sometimes the medicines were available and 1.85% said that the medicines were never available.

Were COVID - 19 medicines available with the civil hospital/ PHC/ CHC?					
Age groups: States	Always	Never	Not aware	Sometimes	Grand Total
Chhattisgarh	6				6
15 - 20	6				6
Gujarat	3		2	1	6
15 - 20	3		2	1	6
Rajasthan	4	1	3		8
15 - 20	4	1	3		8
Tamil Nadu	20		14		34
15 - 20	20		14		34
Grand Total	33	1	19	1	54

Table No. 4.3.218: COVID-19 medicines available with the civil hospital/ PHC/CHC (Swadhar Greh,
Adolescents responses)

80% of the responses received from the Ujjawala Homes Adolescents mentioned that COVID - 19 medicines were available with the civil hospital/ PHC/ CHC and 20% of the responses received were unaware of the situation.

Were COVID - 19 medicines available with the civil hospital/ PHC/ CHC?			
States: Age Group	Always	Not aware	Grand Total
Chhattisgarh		1	1
15 – 20		1	1
Tamil Nadu	8	1	9
15 – 20	8	1	9
Grand Total	8	2	10

Table No. 4.3.219: Availability of the COVID-19 medicines with the civil hospital (Ujjawala Homes, Adolescents responses)

Isolation rooms

44.44% of the responses received from Swadhar Greh adolescents said that isolation rooms were created for keeping covid 19 patients, 50% were unsure of their opinion and 5.56% declined that isolation rooms were not created for keeping covid 19 patients.

Were isolation rooms created for keeping COVID - 19 patients?				
Age groups: States	Maybe	No	Yes	Grand Total
Chhattisgarh			6	6
15 - 20			6	6
Gujarat		2	4	6
15 - 20		2	4	6
Rajasthan	2	1	5	8
15 - 20	2	1	5	8
Tamil Nadu	25		9	34
15 - 20	25		9	34
Grand Total	27	3	24	54

Table No. 4.3.220: Isolation Rooms created for COVID-19 Patients (Swadhar Greh, Adolescents responses)

60% of the responses received from the Ujjawala Homes Adolescents mentioned that isolation rooms were created for keeping COVID-19 patients and 40% of the responses received were unsure of their opinion.

Were isolation rooms created for keeping COVID - 19 patients?			
States: Age Group	Maybe	Yes	Grand Total
Chhattisgarh	1		1
15 – 20	1		1
Tamil Nadu	3	6	9
15 – 20	3	6	9
Grand Total	4	6	10

Table No. 4.3.221: Creation of Isolation Rooms for keeping COVID-19 Patients (Ujjawala Homes, Adolescents responses)

16.67% of the responses received from Swadhar Greh adolescents were highly satisfied with the arrangements made for the isolation rooms, 27.78% were satisfied, 14.81% were moderately satisfied and 40.74% were neutral in their opinion.

Are you satisfied with the arrangements made for the isolation rooms?					
Age groups: States	Highly satisfied	Moderately satisfied	Neutral	Satisfied	Grand Total
Chhattisgarh	1	4		1	6
15 - 20	1	4		1	6
Gujarat		1		5	6
15 - 20		1		5	6
Rajasthan	4			4	8
15 - 20	4			4	8
Tamil Nadu	4	3	22	5	34
15 - 20	4	3	22	5	34
Grand Total	9	8	22	15	54

Table No. 4.3.222: Satisfaction for the arrangement made for the isolation rooms (Swadhar Greh, Adolescents responses)

60% of the responses received from the Ujjawala Homes Adolescents were moderately satisfied with the arrangements made for the isolation rooms, 10% of the responses received was highly satisfied and 30% of the responses received were neutral in their opinion.

Are you satisfied with the arrangements made for the isolation rooms?				
States: Age Group	Highly satisfied	Moderately satisfied	Neutral	Grand Total
Chhattisgarh		1		1
15 – 20		1		1
Tamil Nadu	1	5	3	9
15 - 20	1	5	3	9
Grand Total	1	6	3	10

Table No. 4.3.223: Satisfaction of the residents on the arrangements in the isolation rooms (Ujjawala Homes, Adolescents responses)

Vaccination

85.19% of the responses received from Swadhar Greh adolescents mentioned that they were vaccinated with the covid 19 related vaccines, and 14.81% said that they were not satisfied.

Are you vaccinated with the COVID - 19 related vaccines?			
Age groups: States	No	Yes	Grand Total
Chhattisgarh		6	6
15 - 20		6	6
Gujarat	2	4	6
15 - 20	2	4	6
Rajasthan		8	8
15 - 20		8	8
Tamil Nadu	6	28	34
15 - 20	6	28	34
Grand Total	8	46	54

Table No. 4.3.224: Vaccination with COVID-19 related vaccines (Swadhar Greh, Adolescents responses)

100% of the responses received from the Ujjawala Homes Adolescents mentioned that they were vaccinated with the Covid- 19 related vaccines.

Are you vaccinated with the COVID - 19 related vaccines?		
States: Age Group	Yes	Grand Total
Chhattisgarh	1	1
15 - 20	1	1
Tamil Nadu	9	9
15 - 20	9	9
Grand Total	10	10

Table No. 4.3.225: COVID-19 Vaccination Status (Ujjawala Homes, Adolescents responses)

74.07% of the responses received from Swadhar Greh adolescents mentioned that double dose was administered to them, 9.26% mentioned that double dose with booster shot was administered and 16.67% mentioned that single dose of the vaccine was administered.

If yes, then how many doses were they administered with?				
Age groups: States	Double dose	Double dose with Booster shot	Single dose	Grand Total
Chhattisgarh	6			6
15 - 20	6			6
Gujarat	4	2		6
15 - 20	4	2		6
Rajasthan	5	3		8
15 - 20	5	3		8
Tamil Nadu	25		9	34
15 - 20	25		9	34
Grand Total	40	5	9	54

Table No. 4.3.226: Number of doses administered (Swadhar Greh, Adolescents responses)

90% of the responses received from the Ujjawala Homes Adolescents mentioned that they were administered with double dose and 10% of the responses received mentioned that they were administered with single dose of vaccine.

If yes, then how many doses were you administered with?			
States: Age Group	Double dose	Single dose	Grand Total
Chhattisgarh		1	1
15 - 20		1	1
Tamil Nadu	9		9
15 - 20	9		9
Grand Total	9	1	10

Table No. 4.3.227: Number of doses of Vaccines Administered (Ujjawala Homes, Adolescents responses)

33.33% of the responses received from Swadhar Greh adolescents mentioned that they were administered with Covaxin, 46.30% mentioned that they were administered Covishield, 12.96% were unsure as whether it was Covaxin or Covishield, 5.56% were unaware of any vaccine and 1.85% mentioned as sputnik v.

Which vaccine was administered to you?						
Age groups: States	Covaxin	Covaxin, Covishield	Covishield	Not aware	Sputnik - V	Grand Total
Chhattisgarh			6			6
15 - 20			6			6
Gujarat	1		4		1	6
15 - 20	1		4		1	6
Rajasthan	2		5	1		8
15 - 20	2		5	1		8
Tamil Nadu	15	7	10	2		34
15 - 20	15	7	10	2		34
Grand Total	18	7	25	3	1	54

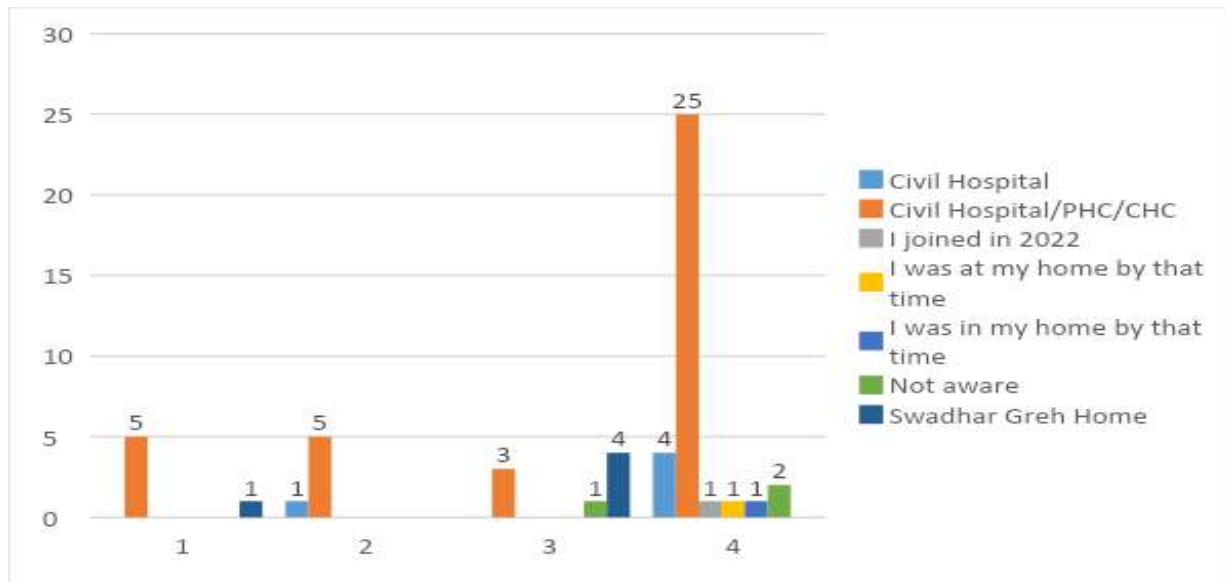
Table No. 4.3.228: Type of vaccine administered (Swadhar Greh, Adolescents responses)

60% of the responses received from the Ujjawala Homes Adolescents mentioned as Covaxin, 10% of the responses received mentioned as Covishield, 20% of the responses received were unsure whether it was Covaxin or Covishield and 10% of the responses received was unaware about any vaccine.

Which vaccine was administered to you?						
States:	Age	Covaxin	Covaxin, Covishield	Covishield	Not aware	Grand Total
Chhattisgarh					1	1
15 - 20					1	1
Tamil Nadu		6	2	1		9
15 - 20		6	2	1		9
Grand Total		6	2	1	1	10

Table No. 4.3.229: Type of the vaccine administered to the residents (Ujjawala Homes, Adolescents responses)

70.37% of responses received from Swadhar Greh adolescents mentioned that the civil hospital/PHC/CHC paid for the vaccine and covid related treatment, 9.26% said that Swadhar Greh had paid for the treatment, 9.26% said that Civil Hospital had paid for the treatment, 5.56% were not aware and 1.85% mentioned that they had joined after that period so they were also not aware.



Graph No. 4.3.53: Payment for the Vaccine (Swadhar Greh, Adolescents responses)

100% of the responses received from the Ujjawala Homes Adolescents mentioned that the Civil Hospital/PHC/CHC paid for the vaccine and COVID related treatment.

Who paid for the vaccine and Covid related treatment?		
States: Age Group	Civil Hospital/PHC/CHC	Grand Total
Chhattisgarh	1	1
15 - 20	1	1
Tamil Nadu	9	9
15 - 20	9	9
Grand Total	10	10

Table No. 4.3.230: Payment of the vaccine and COVID-19 related treatment (Ujjawala Homes, Adolescents responses)

Reimbursement for vaccine

7.40% of responses received from Swadhar Greh adolescents mentioned that the individual resident paid for the treatment and later got reimbursed, and 92.59% were unsure of their opinion.

In case the individual resident paid for it, do they get the reimbursement from the Home?			
Age groups: States	Maybe	Yes	Grand Total
Chhattisgarh	6		6
15 - 20	6		6
Gujarat	6		6
15 - 20	6		6
Rajasthan	4	4	8
15 - 20	4	4	8
Tamil Nadu	34		34
15 - 20	34		34
Grand Total	50	4	54

Table No. 4.3.231: Reimbursement in case of payment by individual (Swadhar Greh, Adolescents responses)

90% of the responses received from the Ujjawala Homes Adolescents were unsure as to whether the resident got reimbursement from home or not and only 10% of the responses received was sure about reimbursement.

In case the individual resident paid for it, do they get the reimbursement from the Home?			
States: Age Group	Maybe	Yes	Grand Total
Chhattisgarh	1		1
15 – 20	1		1
Tamil Nadu	8	1	9
15 – 20	8	1	9
Grand Total	9	1	10

Table No. 4.3.232: Reimbursement of the vaccine and other COVID -19 treatment (Ujjawala Homes, Adolescents responses)

HIV positive patients

94.44 of responses received from Swadhar Greh adolescents were not aware that special care should be given to HIV positive patients and 5.56% said that special care is never given to them.

Is special care given to HIV positive patients?			
Age groups: States	Never	Not aware	Grand Total
Chhattisgarh		6	6
15 – 20		6	6
Gujarat		6	6
15 – 20		6	6
Rajasthan	3	5	8
15 – 20	3	5	8
Tamil Nadu		34	34
15 – 20		34	34
Grand Total	3	51	54

Table No. 4.3.233: Special care for HIV patients (Swadhar Greh, Adolescents responses)

100% of the responses received from the Ujjawala Homes Adolescents were unaware as to whether special care was given to HIV positive patients or not.

Is special care given to HIV positive patients?		
States: Age Group	Not aware	Grand Total
Chhattisgarh	1	1
15 – 20	1	1
Tamil Nadu	9	9
15 – 20	9	9
Grand Total	10	10

Table No. 4.3.234: Special Care to the HIV positive patients (Ujjawala Homes, Adolescents responses)

2.04% of responses received from Swadhar Greh adolescents mentioned that Civil Hospital/PHC/CHC paid for the treatment and care of HIV positive patients and 97.96% were unaware of the process.

Who pays for the expenses incurred for the treatment and care of HIV positive patients?			
Age groups: States	Civil Hospital/PHC/CHC	Not aware	Grand Total
Chhattisgarh		6	6
15 - 20		6	6
Gujarat	1		1
15 - 20	1		1
Rajasthan		8	8
15 - 20		8	8
Tamil Nadu		34	34
15 - 20		34	34
Grand Total	1	48	49

Table No. 4.3.235: Expenses for treatment and care of HIV patients (Swadhar Greh, Adolescents responses)

100% of the responses received from the Ujjawala Homes Adolescents were unsure as to who paid for the expenses incurred for the treatment and care of HIV positive patients.

Who pays for the expenses incurred for the treatment and care of HIV positive patients?		
States: Age Group	Not aware	Grand Total
Chhattisgarh	1	1
15 – 20	1	1
Tamil Nadu	9	9
15 – 20	9	9
Grand Total	10	10

Table No. 4.3.236: Expenses for the treatment and care of the HIV positive patients (Ujjawala Homes, Adolescents responses)

4.76% of responses received from Swadhar Greh adolescents said that residents were reimbursed for the treatment, 92.85% were unsure of the process and 2.38% declined.

In case the individual resident paid for it, do they get the reimbursement from the Home?				
Age groups: States	Maybe	No	Yes	Grand Total
Chhattisgarh				
15 - 20				
Gujarat	1			1
15 - 20	1			1
Rajasthan	4	1	2	7
15 – 20	4	1	2	7
Tamil Nadu	34			34
15 – 20	34			34
Grand Total	39	1	2	42

Table No. 4.3.237: Reimbursement from the home in case of payment (Swadhar Greh, Adolescents responses)

100% of the responses received from the Ujjawala Homes Adolescents were unsure as to whether the resident got reimbursement from home or not.

In case the individual resident paid for it, do they get the reimbursement from the Home?		
States: Age Group	Maybe	Grand Total
Chhattisgarh	1	1
15 – 20	1	1
Tamil Nadu	9	9
15 – 20	9	9
Grand Total	10	10

Table No. 4.3.238: Reimbursement of the payment of the treatment of the HIV positive patients if they paid for it (Ujjawala Homes, Adolescents responses)

6.12% of responses received from Swadhar Greh adolescents were highly satisfied with the care given to the HIV positive patients, 2.04% was moderately satisfied, 6.12% were neutral in their opinion and 85.71% were not aware of the situation.

Are you satisfied with the care given to the HIV positive patients?					
Age groups: States	Highly satisfied	Moderately satisfied	Neutral	Not aware	Grand Total
Chhattisgarh				6	6
15 - 20				6	6
Gujarat				1	1
15 - 20				1	1
Rajasthan	3		1	4	8
15 - 20	3		1	4	8
Tamil Nadu		1	2	31	34
15 - 20		1	2	31	34
Grand Total	3	1	3	42	49

Table No. 4.3.239: Satisfaction of the residents on the care to HIV patients (Swadhar Greh , Adolescents responses)

90% of the responses received from the Ujjawala Homes Adolescents were unaware about the care situation given to the HIV positive patients and 10% of the responses received was neutral in their opinion.

Are you satisfied with the care given to the HIV positive patients?			
States: Row Labels	Neutra 1	Not aware	Grand Total
Chhattisgarh		1	1
15 – 20		1	1
Tamil Nadu	1	8	9
15 – 20	1	8	9
Grand Total	1	9	10

Table No. 4.3.240: Satisfaction of the residents on the care to HIV patients (Ujjawala Homes, Adolescents responses)

Counselling

98.15% of responses received from Swadhar Greh adolescents mentioned that residents were provided with the counselling services and 1.85% were not aware of the situation.

Are the residents provided with the counselling services?			
Age groups: States	Not aware	Yes	Grand Total
Chhattisgarh	1	5	6
15 – 20	1	5	6
Gujarat		6	6
15 – 20		6	6
Rajasthan		8	8
15 – 20		8	8
Tamil Nadu		34	34
15 – 20		34	34
Grand Total	1	53	54

Table No. 4.3.241: Counselling services for residents (Swadhar Greh, Adolescents responses)

100% of the responses received from the Ujjawala Homes Adolescents mentioned that they were provided with the counselling services.

Are the residents provided with the counselling services?		
States: Row Labels	Yes	Grand Total
Chhattisgarh	1	1
15 – 20	1	1
Tamil Nadu	9	9
15 – 20	9	9
Grand Total	10	10

Table No. 4.3.242: Counselling Services in the Homes (Ujjawala Homes, Adolescents responses)

100% of responses received from Swadhar Greh adolescents mentioned that they had availed counselling services.

Did you ever avail the counselling services?		
Age groups: States	Yes	Grand Total
Chhattisgarh	6	6
15 – 20	6	6
Gujarat	6	6
15 – 20	6	6
Rajasthan	8	8
15 – 20	8	8
Tamil Nadu	34	34
15 – 20	34	34
Grand Total	54	54

Table No. 4.3.243: Number of people having attained counselling services (Swadhar Greh, Adolescents responses)

100% of the responses received from the Ujjawala Homes Adolescents mentioned that they had availed counselling services.

Did you ever avail the counselling services?		
States:	Yes	Grand Total
Chhattisgarh	1	1
15 - 20	1	1
Tamil Nadu	9	9
15 - 20	9	9
Grand Total	10	10

Table No. 4.3.244: Use of the Counselling Services in home (Ujjawala Homes, Adolescents responses)

51.85% adolescents mentioned that Swadhar Greh home paid for the counselling services, and 48.15% were unaware of the situation.

Who pays for the counselling services?			
Age groups: States	Not aware	Swadhar Greh Home	Grand Total
Chhattisgarh		6	6
15 - 20		6	6
Gujarat	1	5	6
15 - 20	1	5	6
Rajasthan	1	7	8
15 - 20	1	7	8
Tamil Nadu	24	10	34
15 - 20	24	10	34
Grand Total	26	28	54

Table No. 4.3.245: Payment for Counselling services (Swadhar Greh, Adolescents responses)

Who pays for the counselling services?

Adolescents 9 adolescents mentioned that the Swadhar Greh home paid for the counselling services and 1 was not aware about it.

Who pays for the counselling services?			
States: Row Labels	Not aware	Swadhar Greh Home	Grand Total
Chhattisgarh	1		1
15 - 20	1		1
Tamil Nadu		9	9
15 - 20		9	9
Grand Total	1	9	10

Table No. 4.3.246: Payments for the counselling services in home

16.28% adolescents mentioned that the residents were reimbursed of the counselling services, 81.40% were unaware of the situation and 2.33% refused.

In case the individual resident paid for it, do they get the reimbursement from the Home?				
Age groups: States	Maybe	No	Yes	Grand Total
Chhattisgarh				
15 - 20				
Gujarat			1	1
15 - 20			1	1
Rajasthan	3	1	4	8
15 - 20	3	1	4	8
Tamil Nadu	32		2	34
15 - 20	32		2	34
Grand Total	35	1	7	43

Table No. 4.3.247: Reimbursement from Home in case of payment by individual resident
(Swadhar Greh, Adolescents responses)

90% of the responses received from the Ujjawala Homes Adolescents mentioned that maybe the resident got reimbursement from the home when they paid for the services and 10% of the responses received was sure about getting reimbursed.

In case the individual resident paid for it, do they get the reimbursement from the Home?			
States: Row Labels	Maybe	Yes	Grand Total
Chhattisgarh	1		1
15 - 20	1		1
Tamil Nadu	8	1	9
15 - 20	8	1	9
Grand Total	9	1	10

Table No. 4.3.248: Reimbursement of the counselling services if paid by the resident (Ujjawala Homes, Adolescents responses)

24.07% of Swadhar Greh adolescents were satisfied with the counselling services, 74.07% were moderately satisfied and 1.85% was neutral in their opinion.

Are you satisfied with the counselling services provided?				
Age groups: States	Highly satisfied	Moderately satisfied	Neutral	Grand Total
Chhattisgarh	3	2	1	6
15 - 20	3	2	1	6
Gujarat	2	4		6
15 - 20	2	4		6
Rajasthan	6	2		8
15 - 20	6	2		8
Tamil Nadu	2	32		34
15 - 20	2	32		34
Grand Total	13	40	1	54

Table No. 4.3.249: Satisfaction by Counselling services (Swadhar Greh, Adolescents responses)

70% of the responses received from the Ujjawala Homes Adolescents were moderately satisfied with the counselling services provided and 30% of the responses received were neutral in their opinion.

Are you satisfied with the counselling services provided?			
States: Age Groups	Moderately satisfied	Neutral	Grand Total
Chhattisgarh		1	1
15 - 20		1	1
Tamil Nadu	7	2	9
15 - 20	7	2	9
Grand Total	7	3	10

Table No. 4.3.250: Satisfaction level of the counselling services (Ujjawala Homes, Adolescents responses)

Legal services or legal aid

81.48% of responses receives from Swadhar Greh adolescents mentioned that they never needed legal services or legal aid and 18.52% mentioned that they needed legal services and aids.

Did you ever need the legal services or legal aid?			
Age groups: States	No	Yes	Grand Total
Chhattisgarh	6		6
15 – 20	6		6
Gujarat	6		6
15 – 20	6		6
Rajasthan	3	5	8
15 – 20	3	5	8
Tamil Nadu	29	5	34
15 – 20	29	5	34
Grand Total	44	10	54

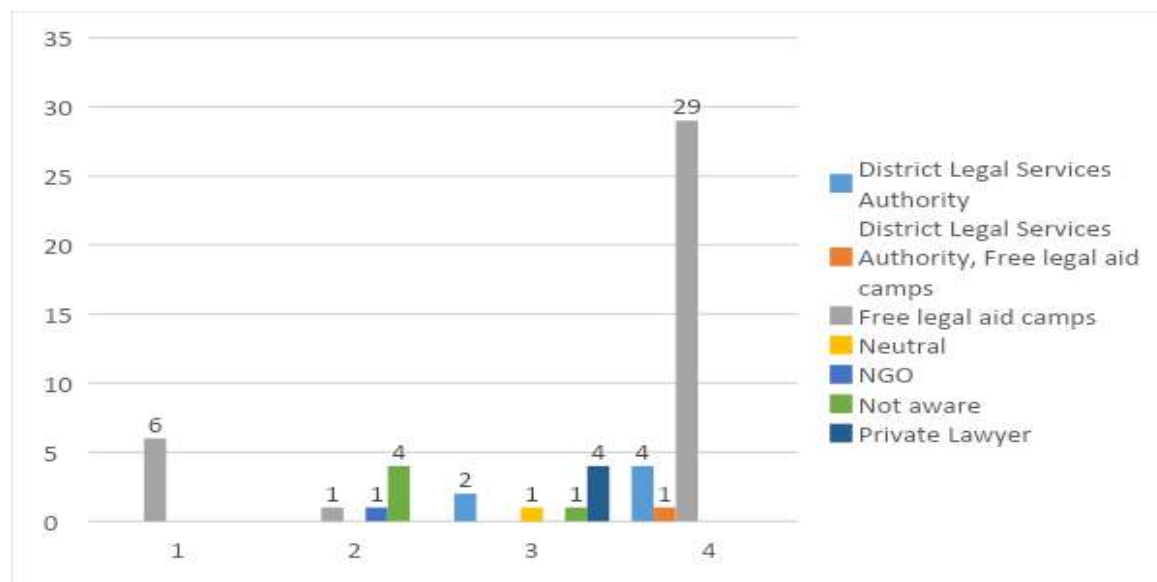
Table No. 4.3.251: Residents in need of legal services or legal aid (Swadhar Greh, Adolescents responses)

80% of the responses received from the Ujjawala Homes Adolescents mentioned that they needed legal services or aid and 20% of the responses received declined.

Did you ever need the legal services or legal aid?			
States: Age Group	No	Yes	Grand Total
Chhattisgarh	1		1
15 – 20	1		1
Tamil Nadu	1	8	9
15 – 20	1	8	9
Grand Total	2	8	10

Table No. 4.3.252: Need of legal services or legal aid (Ujjawala Homes, Adolescents responses)

The common types of services availed were: District Legal Services Authority, Free legal aid camps, Neutral, NGO, Not aware, and of Private Lawyers. 11.11% of responses received from Swadhar Greh adolescents had received services from District Legal Services Authority, 1.85% had received services from District Legal Services Authority, Free legal aid camps, 66.67% had received services from the Free legal aid camps, 1.85% were neutral regarding it, 9.26% were not aware regarding the services, 7.40% received services from a Private Lawyer.



Graph No. 4.3.54: Type of services received (Swadhar Greh, Adolescents responses)

50% of the responses received from the Ujjawala Homes Adolescents wanted the serviced of private lawyers, 30% of the responses received utilized the services of district legal services authority and 20% of the responses received didn't need the service at all.

If yes, then which type of services you availed?				
States: Age Group	District Legal Services Authority	Not needed	Private Lawyer	Grand Total
Chhattisgarh		1		1
15 – 20		1		1
Tamil Nadu	3	1	5	9
15 – 20	3	1	5	9
Grand Total	3	2	5	10

Table No. 4.3.253: Type of Service needed (Ujjawala Homes, Adolescents responses)

59.57% of responses received from Swadhar Greh adolescents mentioned that Swadhar Greh home pays for the litigation expenses and 40.43% were unaware of the situation.

In case of private lawyer, who pays for the litigation expenses?			
Age groups: States	Not aware	Swadhar Greh Home	Grand Total
Chhattisgarh	1		1
15 - 20	1		1
Gujarat	5		5
15 - 20	5		5
Rajasthan	2	5	7
15 - 20	2	5	7
Tamil Nadu	11	23	34
15 - 20	11	23	34
Grand Total	19	28	47

Table No. 4.3.254: Litigation expenses in case of private lawyer (Swadhar Greh, Adolescents responses)

In case of private lawyer, who pays for the litigation expenses?

90% of the responses received from the Ujjawala Homes Adolescents mentioned that Swadhar Greh home paid for the private lawyer services and 10% of the responses received was not aware about the procedure.

In case of private lawyer, who pays for the litigation expenses?			
States: Age Group	Not aware	Swadhar Greh Home	Grand Total
Chhattisgarh		1	1
15 – 20		1	1
Tamil Nadu	1	8	9
15 - 20	1	8	9
Grand Total	1	9	10

Table No. 4.3.255: Payment for the Private litigation expenses

90.57% of responses received from Swadhar Greh adolescents were not aware that the expenses were covered for what all purposes and 9.43% mentioned that it covered expenses till the lower court

In case the Home gives expenses, for what purposes then litigation expenses are covered?			
Age groups: States	Not aware	Till the lower court	Grand Total
Chhattisgarh	6		6
15 - 20	6		6
Gujarat	5		5
15 - 20	5		5
Rajasthan	4	4	8
15 - 20	4	4	8
Tamil Nadu	33	1	34
15 - 20	33	1	34
Grand Total	48	5	53

Table No. 4.3.256: Purposes for which litigation expenses were covered (Swadhar Greh, Adolescents responses)

88.88% of the responses received from the Ujjawala Homes Adolescents mentioned that the litigation expenses was covered till the lower court and 11.11% of the responses received was unsure of the situation.

In case the Home gives expenses, for what purposes then litigation expenses are covered?			
States: Age Group	Not aware	Till the lower court	Grand Total
Chhattisgarh			
15 – 20			
Tamil Nadu	1	8	9
15 – 20	1	8	9
Grand Total	1	8	9

Table No. 4.3.257: Till What Purpose the litigation charges are given by the home (Ujjawala Homes, Adolescents responses)

13.20% of responses received from Swadhar Greh adolescents were highly satisfied with the legal assistance provided to them and their fellow residents, 7.55% were moderately satisfied, 45.28% were neutral in their opinion and 33.96% were unaware of the situation.

Are you satisfied with the legal assistance provided to you or your fellow residents?					
Age groups: States	Highly satisfied	Moderately satisfied	Neutral	Not aware	Grand Total
Chhattisgarh				6	6
15 - 20				6	6
Gujarat				5	5
15 - 20				5	5
Rajasthan	4	1	1	2	8
15 - 20	4	1	1	2	8
Tamil Nadu	3	3	23	5	34
15 - 20	3	3	23	5	34
Grand Total	7	4	24	18	53

Table No. 4.3.258: Satisfaction by legal assistance provided (Swadhar Greh, Adolescents responses)

60% of the responses received from the Ujjawala Homes Adolescents were moderately satisfied with the legal assistance provided to them and their fellow residents, 30% of the responses received were highly satisfied and 10% of the responses received was unaware of the situation.

Are you satisfied with the legal assistance provided to you or your fellow residents?				
States: Age Group	Highly satisfied	Moderately satisfied	Not aware	Grand Total
Chhattisgarh		1		1
15 - 20		1		1
Tamil Nadu	3	5	1	9
15 - 20	3	5	1	9
Grand Total	3	6	1	10

Table No. 4.3.259: Satisfaction level of the legal assistance provided to the residents (Ujjawala Homes, Adolescents responses)

19.51% of responses received from Swadhar Greh adolescents were highly satisfied with the attitude and behaviour of those giving legal assistance, 58.54% were moderately satisfied, 4.88% were neutral in their opinion and 17.07% were unaware of the situation.

Are you satisfied with the attitude and behaviour of those giving you legal assistance?					
Age groups: States	Highly satisfied	Moderately satisfied	Neutr al	Not aware	Grand Total
Chhattisgarh					
15 - 20					
Gujarat				5	5
15 - 20				5	5
Rajasthan	4		1	2	7
15 - 20	4		1	2	7
Tamil Nadu	4	24	1		29
15 - 20	4	24	1		29
Grand Total	8	24	2	7	41

Table No. 4.3.260: Satisfaction by attitude of those giving legal assistance (Swadhar Greh, Adolescents responses)

70% of the responses received from the Ujjawala Homes Adolescents were moderately satisfied with the attitude and behaviour of those giving you legal assistance and 30% of the responses received were highly satisfied.

Are you satisfied with the attitude and behaviour of those giving you legal assistance?			
States: Age Group	Highly satisfied	Moderately satisfied	Grand Total
Chhattisgarh	1		1
15 – 20	1		1
Tamil Nadu	2	7	9
15 – 20	2	7	9
Grand Total	3	7	10

Table No. 4.3.261: Satisfaction level of the attitude and behaviour of the legal assistance providers (Ujjawala Homes, Adolescents responses)

Police assistance

78.72% of responses received from Swadhar Greh adolescents declined that they had seeked police assistance and 21.28% mentioned that they seeked legal police assistance.

Did you seek police assistance?			
Age groups: States	No	Yes	Grand Total
Chhattisgarh	1		1
15 – 20	1		1
Gujarat	4		4
15 – 20	4		4
Rajasthan	1	7	8
15 – 20	1	7	8
Tamil Nadu	31	3	34
15 - 20	31	3	34
Grand Total	37	10	47

Table No. 4.3.262: Police Assistance (Swadhar Greh, Adolescents responses)

90% of the responses received from the Ujjawala Homes Adolescents denied that they took police assistance and 10% of the responses received mentioned that she took police assistance.

Did you seek police assistance?			
States: Age Group	No	Yes	Grand Total
Chhattisgarh	1		1
15 – 20	1		1
Tamil Nadu	8	1	9
15 – 20	8	1	9
Grand Total	9	1	10

Table No. 4.3.263: Police Assistance taken or not (Ujjawala Homes, Adolescents responses)

18.52% of responses received from Swadhar Greh adolescents were highly satisfied with the cooperation of the police, 1.85% was moderately dissatisfied, 3.70% were moderately satisfied and 75.93% were neutral in their opinion.

If yes, were you satisfied with the cooperation and behaviour of police with you?					
Age groups: States	Highly satisfied	Moderately dissatisfied	Moderately satisfied	Neutral	Grand Total
Chhattisgarh				6	6
15 - 20				6	6
Gujarat				6	6
15 - 20				6	6
Rajasthan	5		2	1	8
15 - 20	5		2	1	8
Tamil Nadu	5	1		28	34
15 - 20	5	1		28	34
Grand Total	10	1	2	41	54

Table No. 4.3.264: Satisfaction by Police cooperation and behaviour (Swadhar Greh, Adolescents responses)

90% of the responses received from the Ujjawala Homes Adolescents were neutral in their opinion about the cooperation and behaviour of police with them and 10% of the responses received was highly satisfied.

If yes, were you satisfied with the cooperation and behaviour of police with the you?			
States: Age Group	Highly satisfied	Neutral	Grand Total
Chhattisgarh		1	1
15 - 20		1	1
Tamil Nadu	1	8	9
15 - 20	1	8	9
Grand Total	1	9	10

Table No. 4.3.265: Satisfaction level of the cooperation and behaviour of the police (Ujjawala Homes, Adolescents responses)

44.44% of responses received from Swadhar Greh adolescents mentioned that female police personnel were always provided in seeking police help and 55.56% were neutral in their opinion.

Was female police personnel provided on seeking police's help?			
Age groups: States	Always	Neutral	Grand Total
Chhattisgarh		6	6
15 – 20		6	6
Gujarat		6	6
15 – 20		6	6
Rajasthan	8		8
15 – 20	8		8
Tamil Nadu	16	18	34
15 – 20	16	18	34
Grand Total	24	30	54

Table No. 4.3.266: Female police personnel provide (Swadhar Greh, Adolescents responses)

90% of the responses received from the Ujjawala Homes Adolescents mentioned that female police personnel were always provided on seeking police's help and 10% of the responses received mentioned that it was never provided.

Was female police personnel provided on seeking police's help?			
States: Age Group	Always	Never	Grand Total
Chhattisgarh		1	1
15 – 20		1	1
Tamil Nadu	9		9
15 – 20	9		9
Grand Total	9	1	10

Table No. 4.3.267: Assistance of the female police officer on seeking for police help (Ujjawala Homes, Adolescents responses)

20.37% of responses received from Swadhar Greh adolescents were highly satisfied with the pace of processes on part of police in addressing their grievance, 9.26% were moderately satisfied and 70.37% were neutral in their opinion.

Are you satisfied with the pace of processes on part of police in addressing your grievance?				
Age groups: States	Highly satisfied	Moderately satisfied	Neutral	Grand Total
Chhattisgarh			6	6
15 - 20			6	6
Gujarat			6	6
15 - 20			6	6
Rajasthan	5	2	1	8
15 - 20	5	2	1	8
Tamil Nadu	6	3	25	34
15 - 20	6	3	25	34
Grand Total	11	5	38	54

Table No. 4.3.268: Satisfaction by procedure for Grievance redressal by police (Swadhar Greh, Adolescents responses)

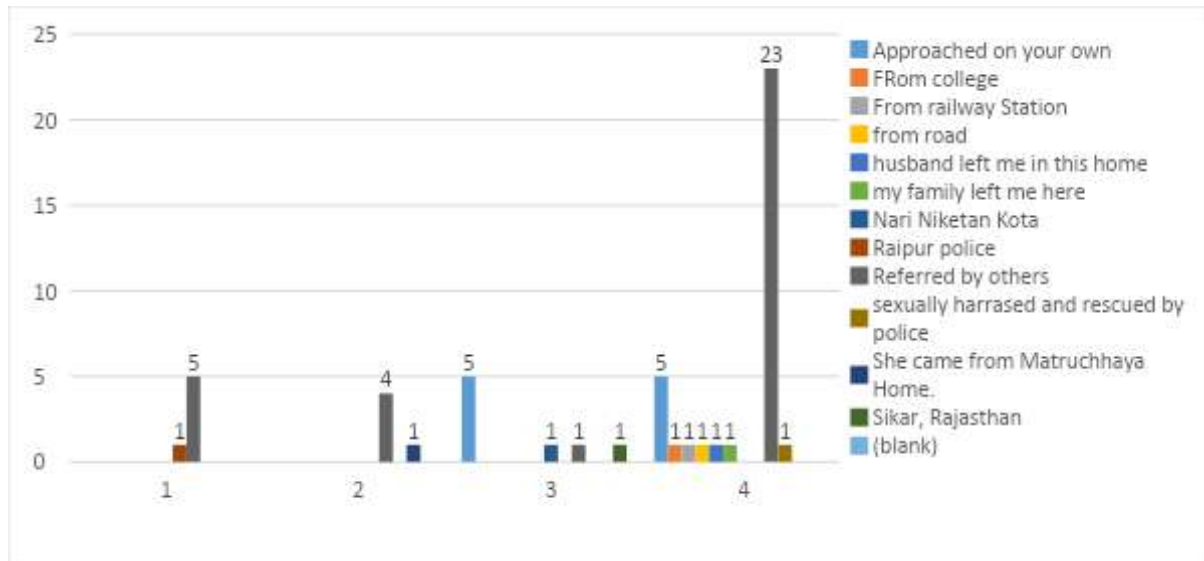
70% of the responses received from the Ujjawala Homes Adolescents were highly satisfied with the pace of processes on part of police in addressing your grievance and 20% of the responses received were moderately satisfied and 10% of the responses received was neutral in their opinion.

Are you satisfied with the pace of processes on part of police in addressing your grievance?				
States: Age Group	Highly satisfied	Moderately satisfied	Neutral	Grand Total
Chhattisgarh			1	1
15 - 20			1	1
Tamil Nadu	7	2		9
15 - 20	7	2		9
Grand Total	7	2	1	10

Table No. 4.3.269: Satisfaction level of the pace of the processes on the part of the police during the addressing of the grievance (Ujjawala Homes, Adolescents responses)

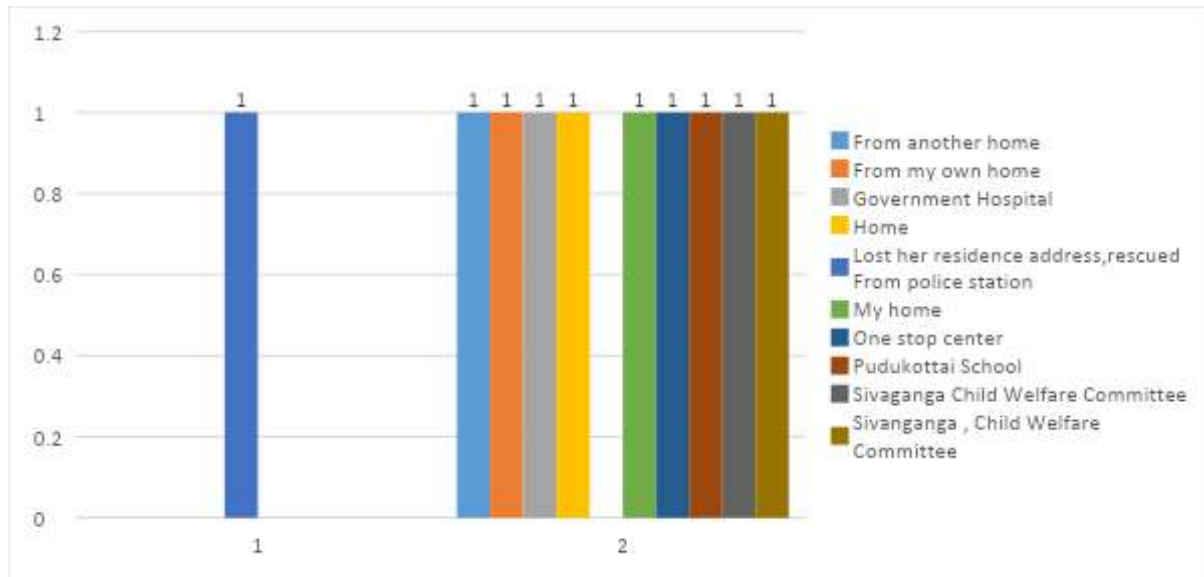
Rescue

All adolescents came with the common reasons from where they were rescued before coming to the home. 18.87% of responses received from Swadhar Greh adolescents were approached on your own, 1.89% from college, 1.89% from railway Station, 1.89% from road, 1.89% husband left them in this home, 1.89% had family leave them here, 1.89% from Nari Niketan Kota, 1.89% from Raipur police, 62.26% were referred by others, 1.89% were sexually harassed and rescued by police, 1.89% came from Matruchhaya Home, 1.89% from Sikar, Rajasthan.



Graph No. 4.3.55: Places they were rescued from (Swadhar Greh, Adolescents responses)

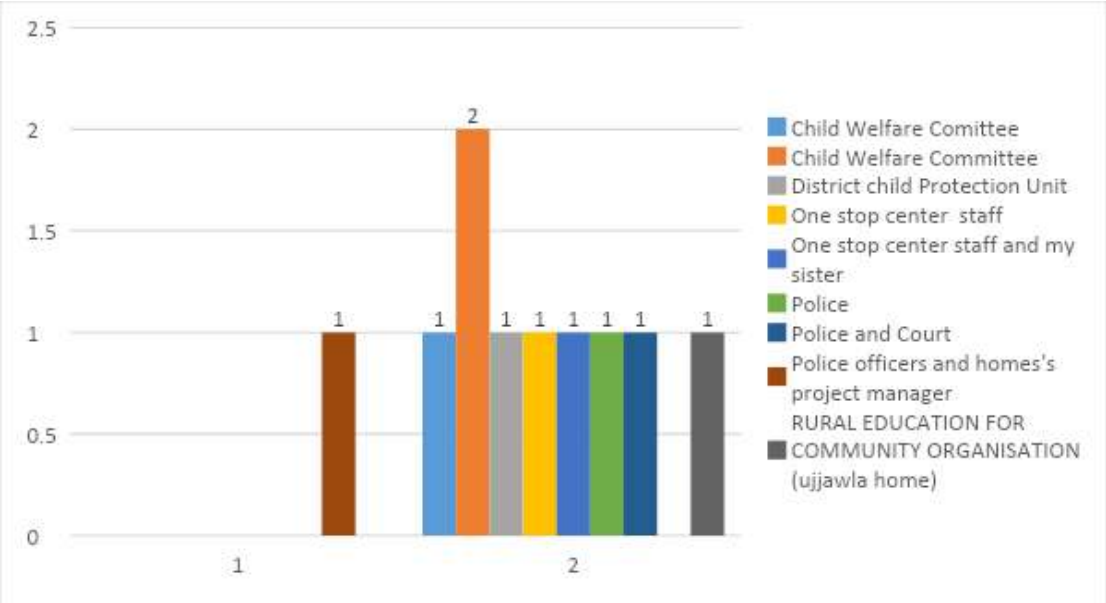
All adolescents mentioned that common places from where they were rescued before coming to home: From another home, from my own home, government Hospital, Lost her residence address, rescued From police station, One stop center, Pudukkottai School, and Sivaganga Child Welfare Committee.



Graph No. 4.3.56: Rescue place of the residents (Ujjawala Homes, Adolescents responses)

All adolescents gave the common list of people/organizations who were involved in their rescue process: 181 staff, chairman of head, Child welfare Centre and DSW, CHILD WELFARE COMMITTEE SURAJPUR, E2 Station Police, Family counselling centre, female police officer, Friend, Guard, Neighbours, 2 NGO, none, Old hostel referred here, 4 by One staff person, 2 by police, 3 by Social Workers, 3 by Police rescued from Koyambedu Bus stand, Grandmother brought, Railway Police, Raipur police, by Court Order, 2 by Social Workers, 2 by police station, Village President, and Woman Helpline.

All adolescents mentioned the following organizations who were involved in rescue process: Child Welfare Committee, District child Protection Unit, One stop center staff, Police and Court, Police officers and homes’ project manager, and Rural Education for Community Organisation (Ujjawala home)



Graph No. 4.3.57 People involved in the Rescue Process (Ujjawala Homes, Adolescents responses)

All adolescents mentioned the following states from where they came from: State- 5.56% of the responses received from Swadhar Greh were from Chhattisgarh, 1.85% were from Assam, 14.81% were from Rajasthan, 1.85% were from West Bengal, 9.26% were from Gujarat, 55.56% were from Tamil Nadu, 3.70% were from Maharashtra, 3.70% were from Sarmuja / Nepal, 1.85% were from Jharkhand, 1.85% Telangana.

80% of the responses received from the Ujjawala Homes Adolescents were rescued from Tamil Nadu, 10% of the responses received was from Bangladesh and 10% of the responses received was from district Sarguja.

From where do you come (State and Country of origin)?					
States:	Age	Bangladesh	District - Sarguja	Tamil Nadu, India	Grand Total
Chhattisgarh			1		1
15 – 20			1		1
Tamil Nadu		1	8	6	9
15 – 20		1		8	9
Grand Total		1	1	8	10

Table No. 4.3.270: State and Country of origin of the residents (Ujjawala Homes, Adolescents responses)

Socio - economic background

96.30% of responses received from Swadhar Greh adolescents mentioned that they were enquired about their socio-economic background and 3.70% were unaware about it.

Were you enquired about your socio - economic background?			
Age groups: States	Not aware	Yes	Grand Total
Chhattisgarh	1	5	6
15 – 20	1	5	6
Gujarat		6	6
15 – 20		6	6
Rajasthan		8	8
15 – 20		8	8
Tamil Nadu	1	33	34
15 – 20	1	33	34
Grand Total	2	52	54

Table No. 4.3.271: Enquiry about socio-economic background (Swadhar Greh, Adolescents responses)

90% of the responses received from the Ujjawala Homes Adolescents were inquired about their socio-economic background and 10% of the responses received was unaware of the situation.

Were you enquired about your socio - economic background?			
States: Age Group	Not aware	Yes	Grand Total
Chhattisgarh	1		1
15 – 20	1		1
Tamil Nadu		9	9
15 – 20		9	9
Grand Total	1	9	10

Table No. 4.3.272: Enquiry about the socio-economic background (Ujjawala Homes, Adolescents responses)

Enquired about cause of distress

94.44% of responses received from Swadhar Greh adolescents mentioned that they were enquired about their cause of distress and 5.56% were unaware about it.

Were you enquired about your cause of distress?			
Age groups: States	Not aware	Yes	Grand Total
Chhattisgarh	3	3	6
15 – 20	3	3	6
Gujarat		6	6
15 – 20		6	6
Rajasthan		8	8
15 – 20		8	8
Tamil Nadu		34	34
15 – 20		34	34
Grand Total	3	51	54

Table No. 4.3.273: Enquiry about cause of distress (Swadhar Greh, Adolescents responses)

90% of the responses received from the Ujjawala Homes Adolescents mentioned that they were enquired about their cause of distress and 10% of the responses received was unaware about it.

Were you enquired about your cause of distress?			
States: Age Group	No	Yes	Grand Total
Chhattisgarh	1		1
15 – 20	1		1
Tamil Nadu		9	9
15 – 20		9	9
Grand Total	1	9	10

Table No. 4.3.274: Enquiry about the cause of distress (Ujjawala Homes, Adolescents responses)

Specialized interview

87.04% of responses received from Swadhar Greh adolescents mentioned that a specialized interview conducted by the counsellor before their admission, 7.40% declined and 5.56% were unaware of it.

Was a specialized interview conducted by the counsellor before your admission?				
Age groups: States	No	Not aware	Yes	Grand Total
Chhattisgarh		1	5	6
15 - 20		1	5	6
Gujarat			6	6
15 - 20			6	6
Rajasthan	1	2	5	8
15 - 20	1	2	5	8
Tamil Nadu	3		31	34
15 - 20	3		31	34
Grand Total	4	3	47	54

Table No. 4.3.275: Conduct of specialized interview by the counsellor (Swadhar Greh, Adolescents responses)

90% of the responses received from the Ujjawala Homes Adolescents mentioned that a specialized interview was conducted by the counsellor before their admission and 10% of the responses received was unaware about it.

Was a specialized interview conducted by the counsellor before your admission?			
States: Age Group	Not aware	Yes	Grand Total
Chhattisgarh		1	1
15 – 20		1	1
Tamil Nadu	1	8	9
15 – 20	1	8	9
Grand Total	1	9	10

Table No. 4.3.276: Conduct of specialized interview by the counsellor (Ujjawala Homes, Adolescents responses)

Record maintained of valuables

66.67% of responses received from Swadhar Greh adolescents mentioned that a record was maintained of their valuables which they brought while coming to home, 5.56% declined and 27.78% were unaware of the situation.

Was a record maintained of your valuables which you brought while coming here?				
Age groups: States	No	Not aware	Yes	Grand Total
Chhattisgarh			6	6
15 – 20			6	6
Gujarat			6	6
15 – 20			6	6
Rajasthan	3	1	4	8
15 – 20	3	1	4	8
Tamil Nadu		14	20	34
15 – 20		14	20	34
Grand Total	3	15	36	54

Table No. 4.3.277: Maintenance of record of Valuables (Swadhar Greh, Adolescents responses)

30% of the responses received from the Adolescent residents agreed that a record was maintained of their valuables which they brought while coming to Swadhar Greh and 70% of the responses received were unaware of the situation.

Was a record maintained of your valuables which you brought while coming here?			
States: Age Group	Not aware	Yes	Grand Total
Chhattisgarh	1		1
15 - 20	1		1
Tamil Nadu	6	3	9
15 - 20	6	3	9
Grand Total	7	3	10

Table No. 4.3.278: Record of the valuables which were bought while coming to the home (Ujjawala Homes, Adolescents responses)

Aadhaar card/ Photo ID

81.49% of Swadhar Greh adolescents had Aadhar card when they came to the home, 1.85% was not aware and 16.67% mentioned that they did not have Aadhar card when they came to the home.

Did you have Aadhaar card when you came in the home?				
Age groups: States	No	Not aware	Yes	Grand Total
Chhattisgarh	1	1	4	6
15 - 20	1	1	4	6
Gujarat			6	6
15 - 20			6	6
Rajasthan	1		7	8
15 - 20	1		7	8
Tamil Nadu	7		27	34
15 - 20	7		27	34
Grand Total	9	1	44	54

Table No. 4.3.279: Aadhar Card (Swadhar Greh, Adolescents responses)

90% of the responses received from the Ujjawala Homes Adolescents had Aadhaar card when they came to home and 10% of the responses received didn't have it.

Did you have Aadhaar card when you came in the home?			
States: Age Group	No	Yes	Grand Total
Chhattisgarh	1		1
15 - 20	1		1
Tamil Nadu		9	9
15 - 20		9	9
Grand Total	1	9	10

Table No. 4.3.280: Availability of the Aadhaar Card during the admission at the home (Ujjawala Homes, Adolescents responses)

88.89% of responses received from Swadhar Greh adolescents mentioned that photo ID card was issued and 11.11% declined.

If not, was a Photo ID card issued?			
Age groups: States	No	Yes	Grand Total
Chhattisgarh		6	6
15 – 20		6	6
Gujarat		6	6
15 – 20		6	6
Rajasthan		8	8
15 – 20		8	8
Tamil Nadu	6	28	34
15 – 20	6	28	34
Grand Total	6	48	54

Table No. 4.3.281: Photo ID card (Swadhar Greh, Adolescents responses)

60% of the responses received from the Ujjawala Homes Adolescents mentioned that a photo ID card was issued to them and 40% of the responses received denied it.

If not, was a Photo ID card issued?			
States: Age Group	No	Yes	Grand Total
Chhattisgarh	1		1
15 – 20	1		1
Tamil Nadu	3	6	9
15 – 20	3	6	9
Grand Total	4	6	10

Table No. 4.3.282: Issuance of the Photo ID card (Ujjawala Homes, Adolescents responses)

Satisfaction with the process of rehabilitation

29.63% of Swadhar Greh adolescents were highly satisfied with the process of rehabilitation, 59.26% were moderately satisfied and 11.11% were neutral in their opinion.

Are you satisfied with the process of rehabilitation?				
Age groups: States	Highly satisfied	Moderately satisfied	Neutral	Grand Total
Chhattisgarh	2	4		6
15 - 20	2	4		6
Gujarat	2	3	1	6
15 - 20	2	3	1	6
Rajasthan	5	1	2	8
15 - 20	5	1	2	8
Tamil Nadu	7	24	3	34
15 - 20	7	24	3	34
Grand Total	16	32	6	54

Table No. 4.3.283: Satisfaction by rehabilitation process (Swadhar Greh, Adolescents responses)

70% of the responses received from the Ujjawala Homes Adolescents were moderately satisfied with the process of rehabilitation and 30% of the responses received were highly satisfied about it.

Are you satisfied with the process of rehabilitation?			
States: Age Group	Highly satisfied	Moderately satisfied	Grand Total
Chhattisgarh		1	1
15 - 20		1	1
Tamil Nadu	3	6	9
15 - 20	3	6	9
Grand Total	3	7	10

Table No. 4.3.284: Satisfaction level of the process of rehabilitation (Ujjawala Homes, Adolescents responses)

94.44% of responses received from Swadhar Greh adolescents mentioned that the rehabilitation was done keeping in mind their mental and physical well-being, 3.70% were unsure of the situation and 1.85% declined.

Was it done keeping in mind your mental and physical well-being?				
Age groups: States	Maybe	No	Yes	Grand Total
Chhattisgarh			6	6
15 – 20			6	6
Gujarat			6	6
15 – 20			6	6
Rajasthan	2	1	5	8
15 – 20	2	1	5	8
Tamil Nadu			34	34
15 – 20			34	34
Grand Total	2	1	51	54

Table No. 4.3.285: Mental and physical well-being (Swadhar Greh, Adolescents responses)

90% of the responses received from the Ujjawala Homes Adolescents mentioned that the rehabilitation was done keeping in mind their mental and physical well-being and 10% of the responses received was unsure of their opinion.

Was it done keeping in mind your mental and physical well-being?			
States: Age Group	Maybe	Yes	Grand Total
Chhattisgarh	1		1
15 - 20	1		1
Tamil Nadu		9	9
15 – 20		9	9
Grand Total	1	9	10

Table No. 4.3.286: Rehabilitation done while keeping the mental and physical well-being (Ujjawala Homes, Adolescents responses)

Skills imparted at home

All responses received from Swadhar Greh adolescents mentioned the common reasons of skills imparted to them: Aryan work, Craft, embroidery, Basket making, beautician, Stitching, Croshia, Cooking, mahendi, agarbatti making, cloth bag making, Computer, Cooking, Envelope making, Garland making, greeting card making, typing, Knitting, studying, sweet making, Toys making, Vegetables cleaning, Wire bag making and embroidery.

70% of the responses received from the Ujjawala Homes Adolescents mentioned that no skill-based training was imparted, 10% of the responses received mentioned that they were taught embroidery and 20% of the responses received mentioned that they were taught tailoring.

What skill was imparted to you at home?				
States: Age Group	Embroidery	None	Tailoring	Grand Total
Chhattisgarh		1		1
15 – 20		1		1
Tamil Nadu	1	6	2	9
15 – 20	1	6	2	9
Grand Total	1	7	2	10

Table No. 4.3.287: Skill imparted in the home (Ujjawala Homes, Adolescents responses)

Acquired skills helping in re-integration

62.26% of responses received from Swadhar Greh adolescents agreed that the acquired skills helped in their re-integration, 11.32% strongly agreed, 22.64% were neutral in their opinion, 1.89% disagreed and 1.89% strongly disagreed.

Will the acquired skills help in your re-integration?						
Age groups: States	Agree	Disagree	Neutral	Strongly Agree	Strongly disagree	Grand Total
Chhattisgarh	4		2			6
15 - 20	4		2			6
Gujarat	3	1	2			6
15 - 20	3	1	2			6
Rajasthan	3			4	1	8
15 - 20	3			4	1	8
Tamil Nadu	23		8	2		33
15 - 20	23		8	2		33
Grand Total	33	1	12	6	1	53

Table No. 4.3.288: Skills acquired in re-integration (Swadhar Greh, Adolescents responses)

80% of the responses received from the Ujjawala Homes Adolescents agreed that the acquired skills helped in their re-integration and 20% of the responses received were neutral in their opinion.

Will the acquired skills help in your re-integration?			
States: Age Group	Agree	Neutral	Grand Total
Chhattisgarh		1	1
15 – 20		1	1
Tamil Nadu	8	1	9
15 – 20	8	1	9
Grand Total	8	2	10

Table No. 4.3.289: Help of the skill in re-integration (Ujjawala Homes, Adolescents responses)

Ability to sustain yourself with dignity with the acquired skills

57.40% of responses received from Swadhar Greh adolescents agreed that they will be able to sustain themselves with dignity with the acquired skills, 5.56% disagreed, and 25.93% were neutral in their opinion and 11.11% strongly agreed.

Will you be able to sustain yourself with dignity with the acquired skills?					
Age groups: States	Agree	Disagree	Neutral	Strongly Agree	Grand Total
Chhattisgarh	4		2		6
15 - 20	4		2		6
Gujarat	2	1	3		6
15 - 20	2	1	3		6
Rajasthan	3	1		4	8
15 - 20	3	1		4	8
Tamil Nadu	22	1	9	2	34
15 - 20	22	1	9	2	34
Grand Total	31	3	14	6	54

Table No. 4.3.290: Sustainability with acquired skills (Swadhar Greh, Adolescents responses)

80% of the responses received from the Ujjawala Homes Adolescents were able to sustain with dignity with the acquired skills and 20% of the responses received were neutral in their opinion.

Will you be able to sustain yourself with dignity with the acquired skills?			
States: Age Group	Agree	Neutral	Grand Total
Chhattisgarh		1	1
15 – 20		1	1
Tamil Nadu	8	1	9
15 – 20	8	1	9
Grand Total	8	2	10

Table No. 4.3.291: Sustain with dignity with the acquired skills (Ujjawala Homes, Adolescents responses)

Support provided for re-integration

50.94% of responses received from Swadhar Greh adolescents mentioned that additional support was provided for re-integration, 37.74% refused and 11.32% were unsure of their opinion.

Was there any additional support provided for your process of reintegration?				
Age groups: States	Maybe	No	Yes	Grand Total
Chhattisgarh		5	1	6
15 – 20		5	1	6
Gujarat	1	3	1	5
15 – 20	1	3	1	5
Rajasthan	2	2	4	8
15 – 20	2	2	4	8
Tamil Nadu	3	10	21	34
15 – 20	3	10	21	34
Grand Total	6	20	27	53

Table No. 4.3.292: Additional support during process of registration (Swadhar Greh, Adolescents responses)

30% of the responses received from the Ujjawala Homes Adolescents mentioned that additional support was provided and 70% of the responses received denied that additional support was not provided.

Was there any additional support provided for your process of reintegration?			
States: Age Group	No	Yes	Grand Total
Chhattisgarh	1		1
15 – 20	1		1
Tamil Nadu	6	3	9
15 – 20	6	3	9
Grand Total	7	3	10

Table No. 4.3.293: Additional Support for the process of re-integration (Ujjawala Homes, Adolescents responses)

All responses received from Swadhar Greh adolescents cited the mentioned common type of support provided for re-integration: 3.70% were Provided mobile Phone, supporting to study, 1.85% said they were allowed to prepare my studies, providing books, 1.85% said they empowered them to face the society and mingle with the stream of the society, 1.85% were provided with Food materials, 1.85% were helped in finding out address , 1.85% were helped with side business, supporting for further studies, 18.52% were provided with Materials , 59.26% were given Moral support, 5.56% said they were reunited with their family through negotiation etc, 3.70% were supported to study.

70% of the responses received from the Ujjawala Homes Adolescents told that additional support in form of marketing was provided, 10% of the responses received said that the support was provided in the form of the materials supporting to study, 10% of the responses received said that the support in form of the police process was made, 10% of the responses received, said that additional support in the form of raw materials, marketing was made to them.

If yes, then please specify and describe the support					
States: Age Group	Marketing	Materials, supporting me to study	Police process	Raw materials, Marketing	Grand Total
Chhattisgarh	1				1
15 - 20	1				1
Tamil Nadu	6	1	1	1	9
15 - 20	6	1	1	1	9
Grand Total	7	1	1	1	10

Table No. 4.3.294: Type of Support given to the residents (Ujjawala Homes, Adolescents responses)

Are you satisfied with the conditions and the facilities provided in the half way homes?

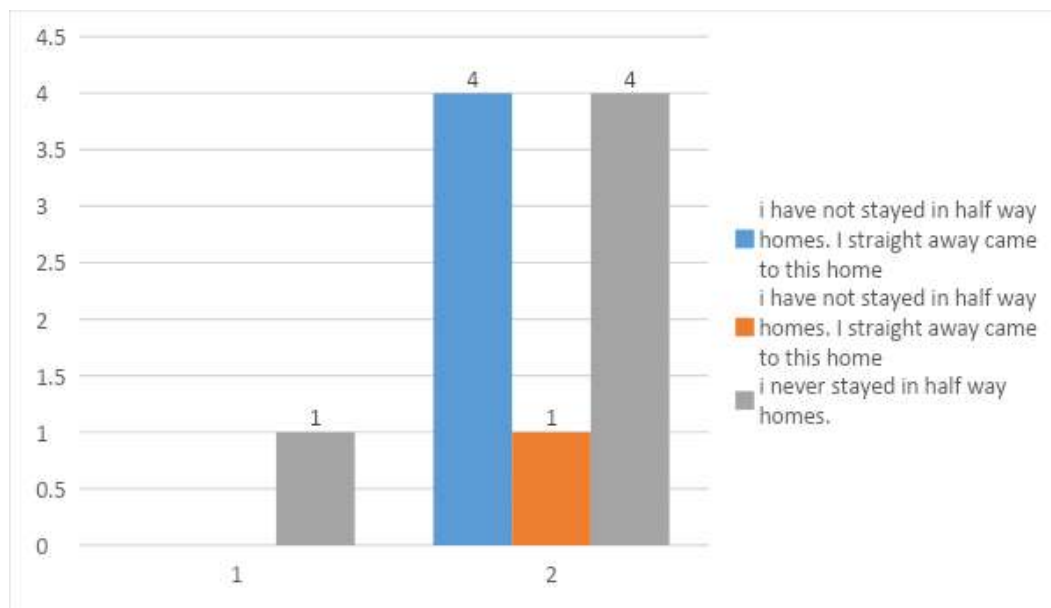
100% of the responses received from the Ujjawala Homes Adolescents were neutral in voicing their opinion about the conditions and facilities provided in the half way homes.

Are you satisfied with the conditions and the facilities provided in the half way homes?		
States: Age Group	Neutral	Grand Total
Chhattisgarh	1	1
15 – 20	1	1
Tamil Nadu	9	9
15 – 20	9	9
Grand Total	10	10

Table No. 4.3.295: Satisfaction level of the residents on the functioning of the half-way homes (Ujjawala Homes, Adolescents responses)

For what duration did you stay in the Half Way Homes?

All the adolescents of the Ujjawala Homes didn't stay in the half way home, all had straight away come to this home.



Graph No. 4.3.58: Duration of the stay in Half-Way Homes (Ujjawala Homes, Adolescents responses)

Awareness of the scheme

22.22% of responses received from Swadhar Greh adolescents were aware of the scheme before they came here in distress and 77.78% were unaware of this scheme.

Were you aware of this scheme before you came here in distress?			
Age groups: States	No	Yes	Grand Total
Chhattisgarh	3	3	6
15 - 20	3	3	6
Gujarat	6		6
15 - 20	6		6
Rajasthan	4	4	8
15 - 20	4	4	8
Tamil Nadu	29	5	34
15 - 20	29	5	34
Grand Total	42	12	54

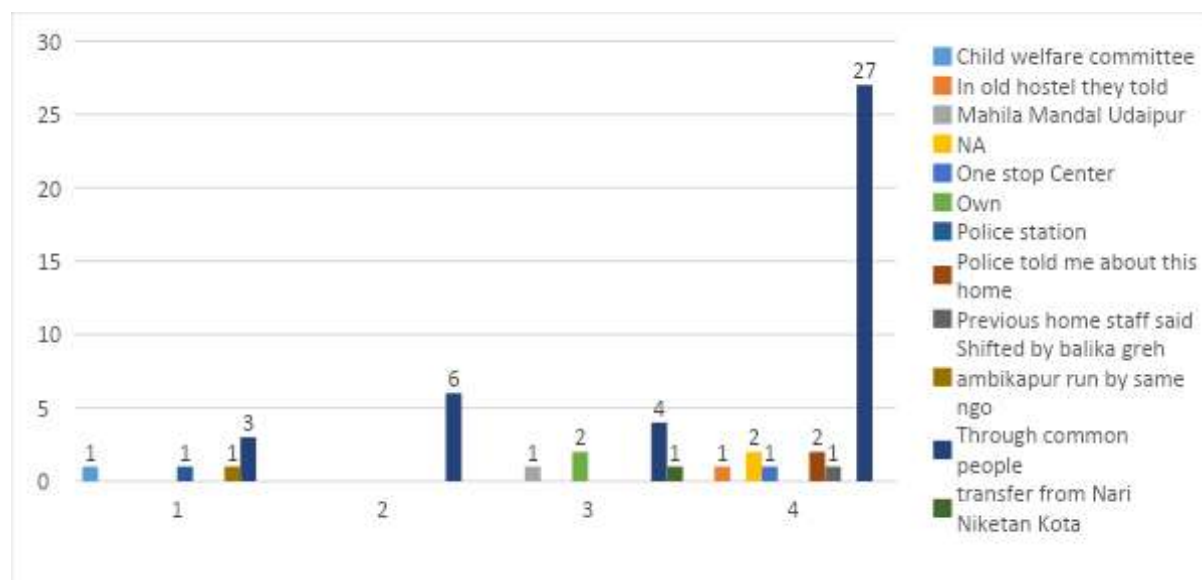
Table No. 4.3.296: Awareness of the scheme upon arrival (Swadhar Greh, Adolescents responses)

100% of the responses received from the Ujjawala Homes Adolescents were not aware of this scheme before they came here in distress.

Were you aware of this scheme before you came here in distress?		
States: Age Group	No	Grand Total
Chhattisgarh	1	1
15 – 20	1	1
Tamil Nadu	9	9
15 – 20	9	9
Grand Total	10	10

Table No. 4.3.297: Awareness about the scheme before they came here (Ujjawala Homes, Adolescents responses)

All the responses received from Swadhar Greh adolescents cited common reasons of how they came to know about the home: 1.85% stated Child welfare committee, 1.85% stated old hostel, 1.85% stated Mahila Mandal Udaipur, 3.70% stated NA, 1.85% stated One stop Centre, 3.70% stated by themselves, 5.56% stated the Police, 1.85% stated the previous home staff, 1.85% stated they were shifted by balika Greh ambikapur run by some NGO, 74.07% stated through common people, 1.85% said they were transferred from Nari Niketan Kota.



Graph No. 4.3.59: Mode of awareness about the scheme previously (Swadhar Greh, Adolescents responses)

100% of the responses received from the Ujjawala Homes Adolescents mentioned that the previous had no mentioned about this home.

If yes, then how did you come to know about it?			
States: Age Group	Previous home no mentioned	no	Grand Total
Chhattisgarh	1		1
15 – 20	1		1
Tamil Nadu	9		9
15 - 20	9		9
Grand Total	10		10

Table No. 4.3.298: Mode of awareness about the scheme previously (Ujjawala Homes, Adolescents responses)

What will be your suggestions for promoting this scheme?

70% of the responses received from the Ujjawala Homes Adolescents had no suggestions to give, 10% of the responses received mentioned social media for promotion and awareness, 10% of the responses received mentioned to promote in bus stands and 10% of the responses received mentioned to promote amongst students.

What will be your suggestions for promoting this scheme?					
States: Age Group	No suggestion	Social media promotion	To promote in bus stands	To promote students	Grand Total
Chhattisgarh	1				1
15 - 20	1				1
Tamil Nadu	6	1	1	1	9
15 - 20	6	1	1	1	9
Grand Total	7	1	1	1	10

Table No. 4.3.299: Suggestions for the promotion of the scheme (Ujjawala Homes, Adolescents responses)

Were the sensitization workshops/seminars conducted in and around your area?

60% of the responses received from the Ujjawala Homes Adolescents mentioned that the sensitization workshops/seminars were conducted in and around their area, 20% of the responses received denied and 20% of the responses received were unsure of their opinion.

Were the sensitization workshops/seminars conducted in and around your area?				
States: Age Group	Maybe	No	Yes	Grand Total
Chhattisgarh			1	1
15 – 20			1	1
Tamil Nadu	2	2	5	9
15 – 20	2	2	5	9
Grand Total	2	2	6	10

Table No. 4.3.300: Organization of sensitization workshops/seminars (Ujjawala Homes, Adolescents responses)

If yes, were these workshops helpful in raising your awareness in regard to the scheme and the issue of trafficking?

60% of the responses received from the Ujjawala Homes Adolescents were neutral in their opinion regarding whether these workshops were helpful in raising their awareness in regard to the scheme and the issue of trafficking and 40% of the responses received of them agreed that the workshops were helpful.

If yes, were these workshops helpful in raising your awareness in regard to the scheme and the issue of trafficking?			
States: Age Group	Agree	Neutral	Grand Total
Chhattisgarh		1	1
15 – 20		1	1
Tamil Nadu	4	5	9
15 – 20	4	5	9
Grand Total	4	6	10

Table No. 4.3.301: Effect of the workshops on the raising of the awareness about the schemes

(Ujjawala Homes, Adolescents responses)

Did you see any community awareness generation programme before your admission to the Home?

40% of the responses received from the Ujjawala Homes Adolescents saw community awareness generation programme before your admission to the Home and 60% of the responses received refused seeing anything.

Did you see any community awareness generation programme before your admission to the Home?			
States: Age Group	No	Yes	Grand Total
Chhattisgarh		1	1
15 – 20		1	1
Tamil Nadu	6	3	9
15 – 20	6	3	9
Grand Total	6	4	10

Table No. 4.3.302: Community Awareness Programme before entering the home (Ujjawala Homes,

Adolescents responses)

If yes, which of the following programme you witnessed?

75% of the responses received from the Ujjawala Homes Adolescents witnessed folk dance in schools and 25% of the responses received witnessed school awareness related dance.

If yes, which of the following programme you witnessed?			
States: Age Group	Folk dance in schools (awareness)	School awareness (dance)	Grand Total
Chhattisgarh	1		1
15 – 20	1		1
Tamil Nadu	2	1	3
15 – 20	2	1	3
Grand Total	3	1	4

Table No. 4.3.303: Nature of the awareness programme that was witnessed before admission to the home (Ujjawala Homes, Adolescents responses)

Were these programmes helpful in raising your awareness on scheme and issue of trafficking?

33.33% of the responses received from the Ujjawala Homes Adolescents agreed that the programs were helpful in raising their awareness on scheme and issue of trafficking and 66.66% were neutral in their opinion.

Were these programs helpful in raising your awareness on scheme and issue of trafficking?			
States: Age Group	Agree	Neutral	Grand Total
Chhattisgarh			
15 – 20			
Tamil Nadu	3	6	9
15 – 20	3	6	9
Grand Total	3	6	9

Table No. 4.3.304: Helpfulness of the programs in raising awareness on the scheme (Ujjawala Homes, Adolescents responses)

Suggestions for promoting the scheme

The common suggestions for promoting this scheme received from Swadhar Greh adolescents were: All ways of awareness, By advertisement in all villages, Deserted and those who live in platforms, Giving after support once they left home has to be included in the scheme, More advertising, More awareness about this scheme, More home should be set up, More infrastructure, none, no idea , no suggestion, Pamphlets should be given to residential areas, Promote among pavement dwellers, Promote among students, Promoted to all rural areas, Providing employment to inmates when they leave this home, Such Swadhar Greh should be establish in different cities across country, To canvas in Government Hospital, To give more awareness to village people, To promote among all bus stand, To promote among company workers, To promote among students, TV ads, shows and Social-Media.

70% of the responses received from the Ujjawala Homes Adolescents had no suggestions to give, 10% of the responses received mentioned social media for promotion and awareness, 10% of the responses received mentioned to promote in bus stands and 10% of the responses received mentioned to promote amongst students.

What will be your suggestions for promoting this scheme?						
States: Group	Age	No suggestion	Social media promotion	To promote in bus stands	To promote among students	Grand Total
Chhattisgarh		1				1
15 - 20		1				1
Tamil Nadu		6	1	1	1	9
15 - 20		6	1	1	1	9
Grand Total		7	1	1	1	10

Table No. 4.3.305: Suggestions for the promotion of the scheme (Ujjawala Homes, Adolescents responses)

Suggestions for homes

The common suggestions given by Swadhar Greh adolescents were: a separate trainer for vocational training and to improve skill is needed, Additional Training has to be provided to sustain in the society, More computer related trainings, More facilities for students, More home should be set up, infrastructure, budget should be increased, Need bed, Need financial support to study, Need Hindi speaking staff, Need more financial assistance, Need more funds, Need more pocket money, Need more recreational activities , Need more rooms, Need outdoor recreational activities, we all are happy in home and to support more girls who can't afford to study.

70% of the responses received from the Ujjawala Homes Adolescents had no suggestions for the home and 10% of the responses received of them mentioned that they needed more rooms, special care for mentally challenged people and 10% of the responses received a small library where they can read and 10% of the responses received said that they need more funds.

What will be your suggestion related to homes?								
States: Group	Age	N	Need more funds	Need more rooms, Special care for mentally Challenged people	No suggestion	None	Small Library can be kept at home for residents	Grand Total
Chhattisgarh					1			1
15 - 20					1			1
Tamil Nadu		1	1	1		5	1	9
15 - 20		1	1	1		5	1	9
Grand Total		1	1	1	1	5	1	10

Table No. 4.3.306: Suggestions related to the homes (Ujjawala Homes, Adolescents responses)

CCTV cameras

79.62% of responses received from Swadhar Greh adolescents mentioned that CCTV cameras are installed around the premises, 18.52% refused and 1.85% was unsure of their opinion.

Are the CCTV cameras sufficiently installed around the premises?				
Age groups: States	Maybe	No	Yes	Grand Total
Chhattisgarh			6	6
15 – 20			6	6
Gujarat			6	6
15 – 20			6	6
Rajasthan		1	7	8
15 – 20		1	7	8
Tamil Nadu	1	9	24	34
15 – 20	1	9	24	34
Grand Total	1	10	43	54

Table No. 4.3.307: Installation of CCTV cameras (Swadhar Greh, Adolescents responses)

Sons of the residents shifted to children homes

53.70% of responses received from Swadhar Greh adolescents were highly satisfied with the functioning of the CCTV cameras, 27.78% were moderately satisfied, 11.11% were dissatisfied and 7.41% were neutral in their opinion.

Are you satisfied with the functioning of the CCTV cameras?					
Age groups: States	Dissatisfied	Highly satisfied	Moderately satisfied	Neutral	Grand Total
Chhattisgarh		6			6
15 - 20		6			6
Gujarat		4	2		6
15 - 20		4	2		6
Rajasthan		6	1	1	8
15 - 20		6	1	1	8
Tamil Nadu	6	13	12	3	34
15 - 20	6	13	12	3	34
Grand Total	6	29	15	4	54

Table No. 4.3.308: Satisfaction by functioning of CCTV cameras (Swadhar Greh, Adolescents responses)

25.93% of responses received from Swadhar Greh adolescents mentioned that sons of the residents were shifted to children homes run under JJ Act/ Integrated Child Protection Scheme once they attain the age of 8 years, 72.22% declined and 1.85% was not sure of the situation.

Whether sons of the residents shifted to children homes run under JJ Act/ Integrated Child Protection Scheme once they attain the age of 8 years?				
Age groups: States	Always	Never	Sometimes	Grand Total
Chhattisgarh	5	1		6
15 – 20	5	1		6
Gujarat		6		6
15 – 20		6		6
Rajasthan		7	1	8
15 – 20		7	1	8
Tamil Nadu	9	25		34
15 – 20	9	25		34
Grand Total	14	39	1	54

Table No. 4.3.309: Sons of residents shifted to homes under JJ Act/ Integrated Child Protection Scheme (Swadhar Greh, Adolescents responses)

Conclusion: The aim of this objective is to analyse and understand the facilities of medical, legal and police assistance and shelter provided by the Swadhar Greh in selected states of India to the women (adolescents).

Majority of the adolescents mentioned that the medical check-up was done within three days of their admission. However, around 30% of responses received mentioned that the medical check-up was not done during the admission. Further, the adolescents who had contracted HIV/AIDS were referred to the VCTC.

A medical kit containing Medicines, Bandages, Scissors, Burn Creams, Bandages, Scissors, Ointments, and Strips for wound closure, Scissors was maintained by majority of the homes.

Mostly a female doctor was always available, with all the appropriate equipment. Most of the adolescents were satisfied with the behaviour of the doctor. Moreover, a medical check - up was usually done on a monthly basis in Swadhar Greh and weekly in Ujjawala Homes.

Majority of the adolescents were COVID negative as per the RT PCR test conducted. In case the adolescents showed the symptoms, a test was conducted regularly. Most of the adolescents were highly satisfied with the medical assistance provided. In general, the isolation rooms were created and properly maintained during COVID. Most of the adolescents were administered with the double dose of COVID vaccine (Covishield in Swadhar Greh and Covaxin in Ujjawala Homes). COVID related treatment, if required, was paid by the Civil Hospital/PHC/CHC. Majority of the adolescents were neither aware of the special care to be given to HIV positive patients nor about the payee of expenses.

For reimbursement - The answer was always 'maybe'. Mostly all the Homes provided Counselling services, legal aid or legal services. Swadhar Greh paid for the legal services availed from a private lawyer, if any, till the lower court.

Most of the adolescents did not seek police assistance. Those who did avail the assistance, were provided with female police personnel.

Most of the adolescents mentioned that a special interview was conducted and that they were asked about their socio - economic background and cause of distress. A record of valuables brought by the adolescents was maintained in both Swadhar Greh as well as Ujjawala Homes, however, 27.78% of the responses received from Swadhar and 70% from Ujjawala Homes were unaware.

Most of the adolescents had Aadhar Card or photo ID Card. Mostly the adolescents were satisfied with the rehabilitation which was done keeping in mind the mental and physical well-being of the person.

All responses received from adolescents mentioned the common reasons of skills imparted to them: Aryan work, Craft, embroidery, Basket making, beautician, Stitching, Croshia, Cooking, mahendi, agarbatti making, cloth bag making, Computer, Cooking, Envelope making, Garland making, greeting card making, typing, Knitting, studying, sweet making, Toys making, Vegetables cleaning, Wire bag making and embroidery helped them with re-integration thereby sustenance with dignity. Majorly, additional support for re-integration was provided.

Most of the adolescents were unaware of the schemes during distress. They mentioned that sensitisation workshops/seminars were conducted to raise awareness. Most of the adolescents had not watched any program before. Those who were aware of the programs, came to know from folk dance at school. Majorly, there were CCTV installed at the Homes.

Majority of the children stayed with the adolescents. However, 25.93% of the responses received mentioned that the sons of the adolescents were shifted to Children homes as they attained the age of 8 years.

In general, the suggestions received were: special care for mentally challenged people, need for more funds and a small library.

Adolescent Chapter Conclusion:

Objective 1 of the survey was to understand the status of establishment and functioning of the targeted Swadhar Greh and Ujjawala Homes in selected states. Majority of the residents are between the ages of 26-30 and are married. In Rajasthan Swadhar Greh, majority of residents got married when they were in the age group of 15-18. In all four states, in Swadhar Greh, there were residents who were under the age of 18 years when they had their first child. In Ujjawala home Chhattisgarh, majority of married residents got married as well as had their first child before they were 18.

In Swadhar Greh Rajasthan, majority of residents were illiterate while in Tamil Nadu 100% residents were literate.

Before coming to the homes, a majority of residents in all states were not earning anything, were facing economic hardship and stated that they were not able to earn and sustain themselves adequately. Thus, the provision of providing vocational training is crucial for making the residents self-reliant as well as to provide them a way to earn a decent living.

As mentioned by Ujjawala Homes caretakers, pulses were never provided to the residents. On the contrary, the residents mentioned that the pulses were usually provided in the meals.

In the state of Rajasthan, caretakers mentioned that the non-vegetarian food was occasionally provided to the residents. However, the residents of Rajasthan Swadhar Greh and Ujjawala Homes as well as Chhattisgarh Ujjawala Homes mentioned that they were not provided with non-vegetarian food till date.

Usually, Swadhar Greh gave pocket money to residents but Ujjawala Homes did not. Even if money was paid, it was Rs. 100 or less, in turn making the residents' financially dependent on the Caretakers. Caretakers on the other hand, mentioned about the financial crunch.

Majorly, the residents as well as caretakers found the vocational training effective. Both unanimously agree that the training was imparted keeping in mind the interest and talent of the residents and that the training was sufficient to sustain the residents with dignity. However, the residents of Swadhar Greh, Rajasthan, disagree with the same.

Non recurring grant was not paid by any of the homes, except Rajasthan.

In both homes in all states, majority of residents stated that the rooms are cleaned daily. Majority were also satisfied with the inspection, facilities for children, telephone and internet services, monitoring by authorities. CCTV cameras, Counsellors/Social workers, Guards / watchmen, the kitchen conditions, conditions of bathrooms, effectiveness of pest control and kitchen staff's treatment of residents. However, the caretakers in general were dissatisfied with the conditions of the Homes, since there was a need for more funds even though facilities were provided.

Majority of the residents were unaware of the type of COVID 19 vaccine administered to them. Mostly a specialized interview was conducted by the counsellor before admission of the inmates and a case file containing family details was maintained. The files are kept confidential. Mostly the social backgrounds of present residents were below BPL. Additionally, an attendance register and a register containing information of the residents was maintained. The plan of action for rehabilitation of each resident and child was always present and recorded.

For the objective to understand the initiatives taken by the respective state governments in implementing the Swadhar and Ujjawala schemes, the common factors mentioned by the Swadhar Greh caretakers to promote the scheme were Advertising in police stations and distribution of pamphlets, Awareness in Village by providing pamphlets, creating awareness among schools and colleges and bus stands conducting awareness programs. Providing awareness programs through Self-help groups, Public Propaganda, pamphlets, to promote this scheme, they are providing utmost moral support to people who come here and help them to rehabilitate with the society.

The caretakers mentioned that the District and State administration supported the promotion through guidance, seminars and workshops. Mostly, the homes had established contacts with

NGOs and other relevant actors working in the field. Moreover, most of the times sensitization workshops/ seminars were conducted in and around the areas of home. Community awareness programs like puppetry, folk dance and street plays were also enacted. Residents never faced any kind of discrimination at any time from their rescue to their re-integration based on their caste, sect or religion.

CHAPTER- V
CONCLUSION AND SUGGESTIONS

Conclusion

Multiple homes under the Swadhar Greh and Ujjawala Home schemes were explored. The overall experience through the research is indicating that the schemes are functional in all five states partially as there are multiple homes which are dysfunctional and the reasons for the non-functionality are given in detail in the research. But where ever the homes are functional they are in good condition.

In terms of assessing the facilities, homes are in good condition. For analysing the effectiveness of the Swadhar Greh and Ujjawala Homes schemes in protection of the human rights of women, especially the adolescent girls, the research suggests that wherever the homes are functional they are helpful in protecting women and adolescent girls. They are protected, sheltered and provided with the necessary facilities.

The common suggestions from the caretakers are mainly related to the need for more funds and timely release of grants to run the homes, funds to maintain mentally challenged women, staff salary to be revised, infrastructure to be developed in most of the homes in all the states.

Administration in most of the homes is good and the registers are generally maintained. The study shows that there is one issue which is common (except in Tamil Nadu) most of the homes showed as functional on the website of the concerned Department; are actually not functional and the reason given for the closure is non - availability of funds. But the homes which are functional are in good condition and majorly the residents and the caretakers are quite satisfied with the facilities and functionalities of the homes.

Majority of the residents are between the ages of 26-30 and are married. In Rajasthan Swadhar Greh, majority of residents got married when they were in the age group of 15-18. In all four states, in Swadhar Greh, there were residents who were under the age of 18 years when they

had their first child. In Ujjawala home, Chhattisgarh, majority of married residents got married as well as had their first child before they were 18.

In terms of education, in Rajasthan Swadhar Greh, majority of residents are illiterate whereas Tamil Nadu has 100% literate residents. This shows that irrespective of being literate or illiterate; women are being admitted to these homes and are in need of shelter and support.

In Swadhar Greh and Ujjawala Home in all states, majority of residents stated that they are given three meals a day. The Swadhar Greh residents also stated that they are provided with Vegetarian food on Daily basis and Occasionally with Non-Vegetarian food. Except the state of Rajasthan where only vegetarian meals are provided. In Ujjawala home of Chhattisgarh, only vegetarian food is provided. Majority of the residents also stated that milk, pulses and seasonal fruits are always provided and they are satisfied with the quality of food. The residents are also satisfied with the hygiene and maintenance of mess/ canteen.

In Swadhar Greh in all four states, majority of residents are aware of the provision of providing clothes by the home but the frequency varies. However, the residents are satisfied with it. Majority of residents stated that laundry and ironing services are never provided. In Ujjawala Home in Tamil Nadu and Chhattisgarh, all the residents stated that laundry and ironing services are never provided.

In Swadhar Greh, the residents received pocket money and agreed that the amount is constant throughout the year. The amount is usually less than or equal to Rs. 100 and that the pocket money they receive is not sufficient to sustain. In Ujjawala home Chhattisgarh, the residents never receive any pocket money but the caretakers buy them things whenever they ask. In Ujjawala Home Tamil Nadu, residents stated that they are never given any pocket money but the caretakers buy them things and according to some residents, the value usually amounts to Rs. 175/-. Majority residents in all states agree that they are taken out for recreational activities monthly and that such activities need to be increased and optimised.

In Swadhar Greh in all states, majority of the residents are aware of the provision of providing facilities for imparting vocational training to residents. Swadhar Greh in Tamil Nadu offers the maximum options for vocational training fields while Chhattisgarh offers least. Majority of

residents in both homes in all four states agree that the training is sufficient for them to sustain themselves.

In both homes in all states, majority of residents stated that the rooms are cleaned daily. Majority residents are satisfied with the inspection, facilities for children, telephone and internet services, monitoring by authorities. CCTV cameras, Counsellors/Social workers, Guards / watchmen, the kitchen conditions, conditions of bathrooms, effectiveness of pest control and kitchen staff's treatment of residents.

In Swadhar Greh in Tamil Nadu and Chhattisgarh, majority of residents agree that they will be able to earn and sustain themselves after leaving the home while in Swadhar Greh in Gujarat and Rajasthan, majority residents disagree.

In Ujjawala Home in Tamil Nadu, majority of the residents agree that they will be able to earn and sustain themselves after leaving the home while in Chhattisgarh, majority of residents gave neutral response. In relation to the facilities of medical, legal and police assistance and shelter provided by the Homes; in the Swadhar Greh in all four states, majority of the residents stated that the medical check-up is done at the time of admission of residents in the home. In Ujjawala Home in Tamil Nadu, majority of the residents stated that medical check-up is not done.

Residents in all the homes are satisfied with the availability of medical kits and doctor visits. Majority of the time, in all states and homes, a female doctor visits for check-up. The residents are also satisfied with the diagnosis and treatment by the doctor. In Ujjawala Homes and Swadhar Greh in all four states, majority of the residents stated that medicines are also always available for treatment. In understanding the facilities of medical, legal and police assistance and shelter provided by the Swadhar Greh and Ujjawala Homes the residents and caretakers are quite satisfied. Assistance of female police personnel and female doctor/ nurse is provided to the residents.

Overall, it can be concluded that the homes which are functional are complying with the guidelines quite effectively and it seems that both the schemes are achieving the purpose of the targeted schemes except a few issues, which are already discussed in detail herein above. The main concern is that the schemes are not being utilised in an effective manner as most of the homes are non-functional.

Suggestions

- Grant has not been given by the Government for the past two years for all the homes which were visited in Tamil Nadu and for three years in Gujarat (such as Shree Siddhi Khadi Gram Udyog Kelvani Sanstha, Lambha, Ahmedabad, Gujarat) and five years in Assam. Some Homes in the states have been closed due to non-release of funds (Eg: Empower Organisation for Development Education and Social Action, Tuticorin Swadhar Greh home and Rural Education for Action and Development Agency, Dindugal Ujjawala home and multiple homes in Gujarat and especially in Assam have been closed due to non-release of funds). **It is suggested** that grant must be released by the Government for proper functioning of the homes in a timely manner.
- Most of the residents are married at an early age. Regarding the marital status, 29.62% of the responses received from the Swadhar Greh **adolescents** were married while being in the 15-20 age group. In Tamil Nadu, 38.23% of the respondents were married and even 2.94% were widow at this young age. In total, 18.51% of the responses received from Swadhar Greh adolescents got married in between the 15-18 age and 1.85% got married at below 15 years, that too in Tamil Nadu. **12.96% adolescent Swadhar Greh residents also had children**; however, such residents were only in Swadhar Greh of Rajasthan and Tamil Nadu. Majority of adolescent residents between the ages of 15 – 20 years of Tamil Nadu had children, some even had 3 children. **It is suggested** that the homes can provide some health related guidance with guidance on economic planning for the women who got married at an early age and are having kids. Government Departments can organise **regular workshops** to enhance the awareness about **health, nutrition, significance of education and financial planning**. This might contribute to expand the arena of the schemes and enhance the awareness for a better society.
- Tamil Nadu Swadhar Greh residents were all literate but still there are residents who got **married before 18 years of age and had their first kid at that early age**. This indicates that the residents are required to be educated about the impacts of getting married and having kids at a matured age. The **regular workshops** in this regard are

already suggested and they might break the chain and the residents can lead a life where they can discourage such practices.

- More **vocational training programs** can be introduced and funds can be allocated accordingly to the homes. Training to the residents must be given in a full-fledged manner. Trainer must be recruited on full time basis for the trainees. Training equipment can be increased. Different types of vocational as well as professional training can be given depending upon the interest of the residents. As before coming to the homes, a majority of residents in all states were not earning anything, were facing economic hardship and stated that they were not able to earn and sustain themselves adequately. Thus, the provision of providing vocational training is crucial for making the residents self-reliant as well as to provide them a way to earn a decent living. **Language training** can be added to the list of activities which can be taught to the sheltered women.
- It is suggested that training can be conducted of the Superintendents and Office Assistants periodically on how to handle issues and administrate the home. This can also be suggested that the building should be owned by government to run the homes. The need for the provisions to support after discharge from the homes, professional training in computers, government trainer to be provided to the residents to make the re-integration more comfortable are also few recommendations which can be considered.
- An **adequate educational support** can be provided to the residents. 1 out of 10 residents lose their education once they came home in distress (as understood in Tamil Nadu). As education is must for a woman, it is suggested that education must be provided mandatorily for all inmates who are willing to study. Most of the inmates consider television as the only recreation inside the home. A suggestion that Inmates has to be encouraged to do gardening, plant vegetables and read books which might divert their mind. In Ujjawala homes, **a small library and playground can be provided to the inmates in the premises**. A constructive utilisation of the time, energy and resources of the inmates can be considered.

- It is suggested that a separate provision for **nurse** can be made under the scheme for treating the inmates in case of any emergency **at night hours**. Also, **regular check-ups should be done for mental health** related issues especially with Ujjawala Homes residents and adolescent girls.
- Homes must take due consideration keeping in mind the children of the homes. It is suggested that **enough place for recreation must be provided within the Swadhar Greh and the Ujjawala Homes campus for children.**
- For the facilities related to the food, fruits are not provided daily in all the homes. Similarly, in non- veg category only 2 homes provide fish and mutton to the residents in Tamil Nadu, others doesn't provide fish and mutton in their food. Only egg and chicken are provided for the residents. Cooking facilities can be improvised upon.
- It is suggested that a **separate vehicle** can be provided in each of the home **for rescuing** and for **other emergency and allied activities** of the home.
- Tenkasi, Tuticorin, Mayiladuthurai, Ramanathapuram, Krishnagiri, Kallakurichi, Ranipet, and Erode are the districts in Tamil Nadu which are devoid of homes for women who come in distress. As the geographical area of Tamil Nadu is vast, it is suggested that the Government has to establish homes in all the districts and **increase the number of homes in larger districts**. Few homes were not having any residents (for example- Swadhar Greh Kendra Ahwa, Dang Gujarat) they can be promoted further to make them functional.
- It is suggested that a **Standard Operating Procedure (SOP)** has to be applied regarding the functioning of Swadhar Greh and Ujjawala Homes which provide a guidance for the Caretakers on how to administer the homes. Implementation of these guidelines should be monitored properly. And these guidelines should be made available to all the homes.

- Information about the residents and accounts are maintained in books and registers (i.e., in pen paper mode). **It is suggested that these data must be uploaded in computers and then to clouds owned by the Government.**
- Meals, clothes, hygiene, security facilities are satisfactory but laundry and ironing services are never provided. Majority of residents stated that **laundry and ironing services** were never provided. In Ujjawala Home in Tamil Nadu and Chhattisgarh, all the residents stated that laundry and ironing services were never provided. Hence specially for women who might be working and children going to the schools could be provided with such facilities. Majority are also satisfied with the inspection, facilities for children, telephone and internet services, monitoring by authorities. CCTV cameras, Counsellors/Social workers, Guards / watchmen, the kitchen conditions, conditions of bathrooms, effectiveness of pest control and kitchen staff's treatment of residents. For food in Ujjawala Homes, pulses are never provided and this can be monitored properly.
- The monthly expenditure on food of 1000 to 1500 rupees can be increased to 2000 per resident, per month. Pocket money is mostly not given and if given is ranging maximum upto Rs. 175, which can be increased accordingly. In few homes such as Ujjawala Homes in Tamil Nadu, the residents are provided with kind in place of cash. **It is suggested that if the pocket money can be given in cash not in kind.** Need for a **cook and a cleaner is pointed out** by them.
- **Swadhar Greh in Tamil Nadu offered the maximum options for vocational training fields while Chhattisgarh offered the least. The options can be upgraded** such as computer, typing, hospitality, management activities can be added in the training. Majority of residents in both homes in all four states agreed that the training is sufficient for them to sustain themselves.
- In Ujjawala Home in Tamil Nadu, majority of the residents stated that **medical check-up was not done at the time of admission.** It is suggested to regulate this strictly.

- Majorly, the parties involved in rescue of residents were police, NGOs and social workers. The common people can be provided with some awareness regarding such schemes and homes so that they can also contribute in rescuing and helping the needy women to such homes. For this, state governments and central government, with the help of NGOs can organise awareness drives and promotional activities from time to time so as to make people aware of such schemes.
- For vocational training; in Swadhar Greh in Tamil Nadu, Gujarat and Chhattisgarh, majority of residents agreed that it is provided effectively while in Swadhar Greh in Rajasthan, majority disagreed. But no additional support was given for the reintegration process except in Tamil Nadu. **Additional support in reintegration could be provided. For instance, there can be local activities which might be prevailing at local level and these homes can be connected for facilitating sheltered women to get such jobs; as promoted by Honourable Prime Minister Shree Narendra Modi at village level as integration of women and their active participation in local economic activities such as marriage functions and other such activities.**
- These **homes can work as a pool of service providers.** Moreover, the integration of old - age homes and orphanages can also be benefitted and the Swadhar Greh and Ujjawala Home residents can serve there to earn and benefit such schemes. Also, they can work for creches, day care centres, dairy farming activities etc.
- The **integration of ProBono from Law Universities is suggested** for awareness activities and capacity building in knowing the rights and enabling the residents in a better manner.
- For rescue, rehabilitation, and re-integration of victims of trafficking for commercial sexual exploitation for Ujjawala Homes; were satisfactory. Maintenance of registers, providing for FIRs and record of documents like Aadhar card, Photo ID proofs are taken properly in majority of the homes. This is suggested that the women who are already in Ujjawala Homes and who have been rescued can help in providing help in dealing with

those women who are being rescued and encourage them to overcome such situations and lead a good life further. Exemplary cases can be showcased by the Ujjawala Homes to motivate others.

- It is suggested that the **funds should be provided in a timely manner** for the smooth functioning of the homes.
- 81.48% adolescents agreed that they always received pocket money in Swadhar Greh in all states but majority were highly dissatisfied with the amount of pocket money as it was up to Rs. 100. But 100% of responses received from the Ujjawala Home adolescent residents mentioned that they **never** received any pocket money. In Ujjawala Home, adolescents commonly mentioned that they were not given the money directly. They had to ask for things which the home would buy for them. This is suggested that the pocket money can be increased up to Rs. 2000 per month per resident. And if the resident is having a child the amount can be increased accordingly depending upon the number of kids they have.
- All responses received from adolescents mentioned the common reasons of skills imparted to them: Craft, Basket making, beautician, Stitching, Croshia, Cooking, mahendi making, agarbatti making, cloth bag making, Computer skills, Cooking, Envelope making/ designing, Garland making, greeting card making, typing, Knitting, studying, sweet making, Toys making, Vegetables cleaning, Wire bag making and embroidery helped them with re-integration thereby sustenance with dignity. Now there are job opportunities for women in rikshaw and cab driving, hence this is suggested that **driving skills** can be taught to them.
- For the initiatives taken by the respective state governments in implementing the Swadhar and Ujjawala schemes the common factors mentioned by the Swadhar Greh caretakers to promote the scheme were Advertising in police stations and distribution of pamphlets, awareness in village by distributing pamphlets, creating awareness among schools and colleges and bus stands by conducting numerous awareness programs.

- **Felicitation of the volunteers and NGOs who are helping in rescuing** needy women is suggested **to encourage and recognise the efforts of such people and groups**. Most of the times sensitization workshops/ seminars were conducted in and around the areas of home along with enactment of community awareness programs like puppetry, folk dance and street plays. **Frequency of such activities can be increased.**
- Assam is in utmost distress when it comes to the functioning of the Swadhar Greh and Ujjawala Homes. The regular release of funds is strongly suggested as the funds are not given since last five years.
- The study shows that there is one issue which is common (except in Tamil Nadu) most of the homes showed as functional on the WCDs websites; were actually not functional and the reason given for the closure was of not availability of funds. For instance, when we approached the WCD in Gujarat they have emailed us the data and immediately updated the website accordingly. **It is suggested that the data should be monitored strictly and updated properly** to provide the correct information of the status of the homes. Regular monitoring is required to be done with more efficiency by the concerned Departments.
- The Global Gender Gap (GGG) Index measures the progress made towards gender parity and the Swadhar Greh and Ujjawala Homes are such schemes works in achieving the goal of gender parity and reaching higher on the Index. From top Global Gender Gap Indexed countries globally few practices are appreciable such as-
 - The Women's Shelter (WS) of Iceland; where presence of lawyers and the counsellors come from varied humanities background is there in shelter homes; which provides an all-encompassing support to the women in shelter homes. **This can be followed in India and the homes can have a collaboration with ProBono and Legal Services Authorities (LSA).**
 - Stígamót is an Icelandic organization that provides support and counselling to survivors of sexual violence and abuse. Such services are provided in India by

different NGOs, organisations and LSAs. These services can be governed and streamlined to provide for the time-to-time counselling of sheltered women.

- A Women's Shelters (Naisten Linja) in Finland which has a network of women's shelters, likewise in India a broad network can be created.
- **Women's Employment Action Plan of New Zealand** seems good where main focus is to work in the direction of the employment of marginalised and needy women. We can also develop a state as well as central level plan exclusively dedicated to such needy women who are sheltered in Swadhar Greh and Ujjawala Homes. Or there are numerous schemes targeting marginalised and needy women such as Hub for Empowerment of Women (HEW), Indira Gandhi National Widow Pension Scheme, National Social Assistance Programme (NSAP), Pradhan Mantri Kaushal Kendras, Scheme for Development of Particularly Vulnerable Tribal Groups (PVTGs) etc. These can have special category and provisions to provide employment and support the sheltered women and these can be integrated to the Swadhar and Ujjawala Homes to ensure they get better employment opportunities.

Government of India has launched Mission Shakti, an integrated women empowerment programme as an umbrella scheme for the safety, security and empowerment of women. Mission Shakti has two sub-schemes - 'Sambal' and 'Samarthya'. While the **Sambal** sub-scheme is for safety and security of women, the components of **Samarthya** sub scheme consists of erstwhile schemes of Ujjawala Homes, Swadhar Greh and Working Women Hostel, National Creche Scheme for children of working mothers and Pradhan Mantri Matru Vandana Yojana (PMMVY). The proposals from the states were invited for the same.

We recommend that this project data should be used to understand the shortcomings in the currently implemented schemes and that the above-mentioned recommendations should be considered so that a comprehensive scheme could be made for the betterment as well as to fulfil the aim of women empowerment in the country.

BIBLIOGRAPHY

Primary Sources

- Constitution of India
- Universal Declaration of Human Rights, 1948
- International Covenant on Civil and Political Rights, 1966
- International Covenant on Economic, Social and Cultural Rights, 1966

Secondary Sources

- Amit Anand Choudhary / TNN / Dec 11, 2018 (2018) *One stop centre set up in each district for Integrated Police, medical, legal assistance to rape survivor: SC: India News - Times of India, The Times of India.* Available at: <https://timesofindia.indiatimes.com/india/one-stop-centre-set-up-in-each-district-for-integrated-police-medical-legal-assistance-to-rape-survivor-sc/articleshow/67046470.cms>.
- Global Database on Violence against Women, <https://evaw-global-database.unwomen.org/en/countries/asia/india/2001/Swadhar-scheme>.
- Elaine Pearson, *Human Rights and Trafficking in Persons: A Handbook* (Indochina Publishing, 2000), available at: https://www.gaatw.org/books_pdf/Human%20Rights%20and%20Trafficking%20in%20Person.pdf.
- “Revised Assam” https://transdev.assam.gov.in/sites/default/files/swf_utility_folder/departments/pndd_medhassu_in_oid_2/menu/document/MLAAD%20Guidelines%20%28Revised%29.pdf.
- (*Multipurpose Women's Welfare Center* January 12, 2021) <http://www.ojas-gujarat-gov-in.com/2021/01/multipurpose-womens-welfare-center.html>.
- John Dunkerley, *Children, developing countries, human trafficking, human trafficking in India, India, women, women & children the fight against human trafficking in India, The Borgen Project*, <https://borgenproject.org/tag/human-trafficking-in-india/>.
- Government of India, Ministry of Women and Child Development, *Ujjawala A Comprehensive Scheme for Prevention of Trafficking and Rescue, Rehabilitation and*

Re-Integration of Victims of Trafficking for Commercial Sexual Exploitation, 2016, available at: <https://wcd.nic.in/sites/default/files/Ujjawala%20New%20Scheme.pdf>.

- Press Information Bureau, Government of India, Ministry of Women and Child Development, 18 July 2019, Achievements Under Ujjawala Scheme, <https://pib.gov.in/Pressreleaseshare.aspx?PRID=1579343>.
- 4 girls were missing from the UJJAWALA Home in Silchar, Barakbulletin, August 2021, https://www.barakbulletin.com/en_US/4-girls-conspicuously-missing-from-ujjawala-home-in-silchar-operation-to-trace-them-is-on-sp-cachar/
- Global Database on Violence against Women, <https://evaw-global-database.unwomen.org/en/countries/asia/india/2001/Swadhar-scheme> OP-Blogs, Swadhar Greh: Scheme for Women in Distress is in Distress, Anjana Rajagopalan and Nilachala Acharya, 15 June 2021,
- Ministry of Women and Child Development, Swadhar Greh Scheme, 03 December, 2021 by PIB Delhi, <https://pib.gov.in/PressReleasePage.aspx?PRID=1777735>.
- Women in distress denied help for want of ID proof by K.C. Deepika, 16 December, 2018, The Hindu, <https://www.thehindu.com/news/national/karnataka/women-in-distress-denied-help-for-want-of-id-proof/article25754535.ece>.
- Women in distress denied help for want of ID proof by K.C. Deepika, 16 December, 2018, The Hindu, <https://www.thehindu.com/news/national/karnataka/women-in-distress-denied-help-for-want-of-id-proof/article25754535.ece>
- “Important Intervention” (*National Human Rights Commission India*) <https://nhrc.nic.in/press-release/important-intervention-15>.
- “Important Cases 1. Abuse of Legal System in Trafficking of Girls; Commission Calls for Report from Delhi Police Commissioner” (*National Human Rights Commission India*) <https://nhrc.nic.in/press-release/important-cases-1-abuse-legal-system-trafficking-girls-commission-calls-report-delhi>.
- “Combating Trafficking in Women and Children; Reports Released” (*National Human Rights Commission India*) <https://nhrc.nic.in/press-release/combating-trafficking-women-and-children-reports-released>.

- “National Human Rights Commission New Delhi Framework to Monitor the ...”https://nhrc.nic.in/sites/default/files/Final%20Framework%20for%20UPR%20Process%2021_10_2013_2.pdf.
- NewIndianXpress, “Swadhar Greh Safeguarding the Dignity of Victims of Sexual Exploitation” (*The New Indian Express* October 14, 2018) <https://www.newindianexpress.com/nation/2018/oct/14/Swadhar-greh-safeguarding-the-dignity-of-victims-of-sexual-exploitation-1885423.html>.
- Nirupa Vatyam / Apr 12 2022, “Girls' Dreams Get Wings at SWADHAR GREHS: Hyderabad News - Times of India” (*The Times of India*) <https://timesofindia.indiatimes.com/city/hyderabad/girls-dreams-get-wings-at-Swadhar-grehs/articleshow/90787611.cms>.
- Ambika Pandit / TNN / Updated: Mar 2 2022, “Government Plans Self Defence Training for Young Girls in Child Care Institutions, Swadhar GREHS, 704 One Stop Centres: India News - Times of India” (*The Times of India*) <https://timesofindia.indiatimes.com/india/government-plans-self-defence-training-for-young-girls-in-child-care-institutions-Swadhar-grehs-704-one-stop-centres/articleshow/89935569.cms>.
- TNN / Updated: Jul 26 2022, “Min to Launch Special Home for Women: Thiruvananthapuram News - Times of India” (*The Times of India*) <https://timesofindia.indiatimes.com/city/thiruvananthapuram/min-to-launch-special-home-for-women/articleshow/93124511.cms>.
- Atul Mathur / TNN / Updated: Jun 20 2022, “Delhi: 2 Special Shelters to Rehabilitate Sex Workers: Delhi News - Times of India” (*The Times of India*) <https://timesofindia.indiatimes.com/city/delhi/delhi-2-special-shelters-to-rehabilitate-sex-workers/articleshow/92323147.cms>.
- Admin, “National Commission for Women [January 1992] - Functions, Background & Composition” (*BYJUS* December 27, 2021) <https://byjus.com/free-ias-prep/national-commission-women/>.
- Pti, “NCW Finds Security Issues at Women Rehabilitation Homes” (*Deccan Herald* September 27, 2019) <https://www.deccanherald.com/national/ncw-finds-security-issues-at-women-rehabilitation-homes-764424.html>.

- Board TE, “No Country for Women” (*Telegraph India* December 26, 2018) <https://www.telegraphindia.com/opinion/rehabilitation-homes-for-women-are-turning-into-reform-centres/cid/1679916>.
- “Swadhar Greh” (*Press Information Bureau*) <https://pib.gov.in/PressReleaseIframePage.aspx?PRID=1814092>.
- Women trafficking and its effects on society- a socio-legal study, Dbaisali, Legal Service India-E- Journal, available at <https://www.legalserviceindia.com/legal/article-4202-women-trafficking-and-its-effects-on-society-a-socio-legal-study.html>. Also available at: https://www.unodc.org/documents/data-and-analysis/glotip/Annex_II_-_Definition_and_mandate.pdf.
- G.S. Janani, Human trafficking in India volume 120 (5), *International Journal of Pure and Applied Mathematics*, 43-55 (2018), available at: <https://acadpubl.eu/hub/2018-120-5/5/404.pdf>.
- Chakraborty, Ruchita, and Manas Chakrabarty. “POLITICS OF WOMEN TRAFFICKING: A SURVEY.” *The Indian Journal of Political Science*, vol. 74, no. 2, 2013, pp. 253–62. *JSTOR*, <http://www.jstor.org/stable/24701108>.
- Raina, K. (2022) *How did Sati get abolished in India?*, *Feminism in India*. Available at: <https://feminisminindia.com/2018/10/29/sati-history-india/>.
- *Social legislation under British rule* (2015) *Jagranjosh.com*. Available at: <https://www.jagranjosh.com/general-knowledge/social-legislation-under-british-rule-1444624177-1>.
- Scientific Research Publishing (2014) *Female infanticide in 19th-century India: A genocide?*, *Advances in Historical Studies*. Available at: https://www.scirp.org/html/3-2810071_52493.htm.
- *Social reformer ishwar Chandra Vidyasagar championed widow remarriage* (2019) *Hindustan Times*. Available at: <https://www.hindustantimes.com/india-news/social-reformer-ishwar-chandra-vidyasagar-championed-widow-remarriage/story-iifd4ee3RDI9hamGdDvVBJ.html>.
- Sanjeet Kashyap *et al.* (2022) *Karsandas Mulji – the forgotten ‘Indian luther’, Spontaneous Order*. Available at: <https://spontaneousorder.in/karsandas-mulji/>.

- *Sharda Act: Abolition of Child Marriage* (2021) *Getlegal India*. Available at: <https://getlegalindia.com/sharda-act/>.
- Braindrops (no date) *Bethune college*. Available at: <http://www.bethunecollege.ac.in/BethuneCollege.htm>.
- *Started India's first school for girls - velivada - educate, agitate, organize* (2017) *Velivada*. Available at: <https://velivada.com/timeline/started-indias-first-school-girls/>.
- *About Us*, SNTD Women's University <https://sntd.ac.in/index.php/about-us>.
- The Parallel Force, StreeShakti, <http://www.streeshakti.com/books.aspx?author=7> (last visited May 11, 2022).
- Rekha Pande, The history of feminism and doing gender in India *Revista Estudos Feministas* (2018), <https://www.scielo.br/j/ref/a/8P9WsYWjNVs4VDnMrhVqmcs/?lang=en#:~:text=In%20the%20post%2Dindependence%20period%2C%20the%20women's%20movement%20has%20concerned,representation%20in%20the%20media%20etc>.
- Women's movements in India after independence, Your Article Library (2014), <https://www.yourarticlelibrary.com/essay/womens-movements-in-india-after-independence/32974>.
- Jyoti Yadav, A rape forgotten-50 years ago, Mathura was denied justice. then society betrayed her *ThePrint* (2023), <https://theprint.in/the-fineprint/a-rape-forgotten-50-years-ago-mathura-was-denied-justice-then-society-betrayed-her/972230/>.
- Nishtha Shanti, The Mathura rape case of 1972: A watershed moment in India's rape laws *Feminism in India* (2021), <https://feminisminindia.com/2021/09/02/mathura-rape-case-1972-watershed-moment-india-rape-laws/>.
- National policy for women empowerment ministry of women & child development, Home (1970), <https://wcd.nic.in/womendevelopment/national-policy-women-empowerment>.
- National Mission for Empowerment of Women (NMEW): India Science, Technology & Innovation, India Science, Technology & Innovation - ISTI Portal, <https://www.indiascienceandtechnology.gov.in/st-visions/national-mission/national-mission-empowerment-women-nmew>.

- Scheme for Working Women Hostel, https://wcd.nic.in/sites/default/files/Working%20Women%20Hostel_about_revised_about.pdf.
- Mahila Police Volunteers (MPVs) - ministry of women ..., [https://wcd.nic.in/sites/default/files/final Special Mahila Police.pdf](https://wcd.nic.in/sites/default/files/final%20Special%20Mahila%20Police.pdf).
- Mahila Shakti kendra scheme, [https://wcd.nic.in/sites/default/files/Mahila Shakti Kendra Scheme.pdf](https://wcd.nic.in/sites/default/files/Mahila%20Shakti%20Kendra%20Scheme.pdf).
- Mission shakti guidelines (2022), [https://wcd.nic.in/sites/default/files/Mission Shakti Guidelines - issued_0.pdf](https://wcd.nic.in/sites/default/files/Mission%20Shakti%20Guidelines%20-%20issued_0.pdf).
- WCD, <https://wcd.gujarat.gov.in/>.
- Social Welfare Schemes, Social Welfare Schemes | Chennai District | India, <https://chennai.nic.in/departments/social-welfare-sw/#17>.
- Rajesh Kumar & Karan, Chhattisgarh Govt Schemes 2024 list, latest Sarkari Yojana PDF सरकारी योजना (2022), <https://sarkariyojana.com/chhattisgarh/>.
- TecvoloLabs, 7 ways in which Chhattisgarh is educating and empowering women: Bloombergquint 7 Ways in Which Chhattisgarh is Educating and Empowering Women | BloombergQuint, <https://www.bqprime.com/labs/chhattisgarh/ridethegrowth/7-ways-in-which-chhattisgarh-is-educating-and-empowering-women.html>.
- (2023) *WEF_GGGR_2023.pdf* - *weforum - the world economic forum*. Available at: https://www3.weforum.org/docs/WEF_GGGR_2023.pdf.
- Stjornarradid, https://www.stjornarradid.is/library/01--Frettatengt---myndir-og-skrar/UTN/Skyrsla%20utanrikisradherra_april%202018_Final.pdf.
- Stjornarradid, https://www.stjornarradid.is/library/01--Frettatengt---myndir-og-skrar/UTN/Skyrsla%20utanrikisradherra_april%202018_Final.pdf.
- 4 girls were missing from the Ujjawala Home in Silchar, Barakbulletin, August 2021, https://www.barakbulletin.com/en_US/4-girls-conspicuously-missing-from-ujjawala-home-in-silchar-operation-to-trace-them-is-on-sp-cachar/. (Accessed: 30 April 2022).
- Annika Nilsson, Cecilia M Ljungman and Dzmitry Markusheuski, Icelandic CSO Evaluation: Icelandic Red Cross Support in Belarus, pg. 4 (8 January 2018).

- Information in English about Stígamót, <https://stigamot.is/languages/english/> (last visited Sep 20, 2023).
- The situation of women and girls in Norway - UNECE, https://unece.org/fileadmin/DAM/Gender/Beijing_20/Norway.pdf.
- Report submitted by Iceland pursuant to Article 68, paragraph ..., <https://rm.coe.int/grevio-inf-2021-9-state-report-iceland/1680a3b9e2>.
- Empowerment and rehabilitation of women (as victims of ..., https://www.unodc.org/pdf/india/publications/inventory_of_Schemes_and_Programmes/05_section3.pdf.
- Sina Wittlund & Thomas Lorentzen, Changes in health-related rehabilitation trajectories following a major Norwegian welfare reform - BMC public health BioMed Central (2023), <https://bmcpublikealth.biomedcentral.com/articles/10.1186/s12889-023-16272-9>.
- WomenWatch - Finland: National action plan, UNITED NATIONS, <https://www.un.org/womenwatch/confer/beijing/national/finisnap.htm>.
- Front page | non-discrimination ombudsman, <https://syrjinta.fi/en/front-page>.
- (2004) *New Zealand - english - the united nations*. Available at: <https://www.un.org/womenwatch/daw/Review/responses/NEW-ZEALAND-English.pdf>.
- *The Equality Ombudsman (DO)* (no date) *Regeringskansliet*. Available at: <https://www.government.se/government-agencies/equality-ombudsman-do/>.
- *Front page | non-discrimination ombudsman*. Available at: <https://syrjinta.fi/en/front-page>.
- (2000) *Combating trafficking in south-East Asia - Shram.org*. Available at: <https://www.shram.org/uploadFiles/20180227104441.pdf>.
- *Center for training and rehabilitation for Destitute Women (CTRDW)* (no date) *HEED Bangladesh*. Available at: <https://heed-bangladesh.com/case/center-for-training-and-rehabilitation-for-destitute-women-ctrdw/#:~:text=CTRDW%20was%20established%20in%201981,for%20this%20center%20in%202003>.

Annexure I

Reports of Homes by the Field Investigators

REPORT- OBSERVATIONS-

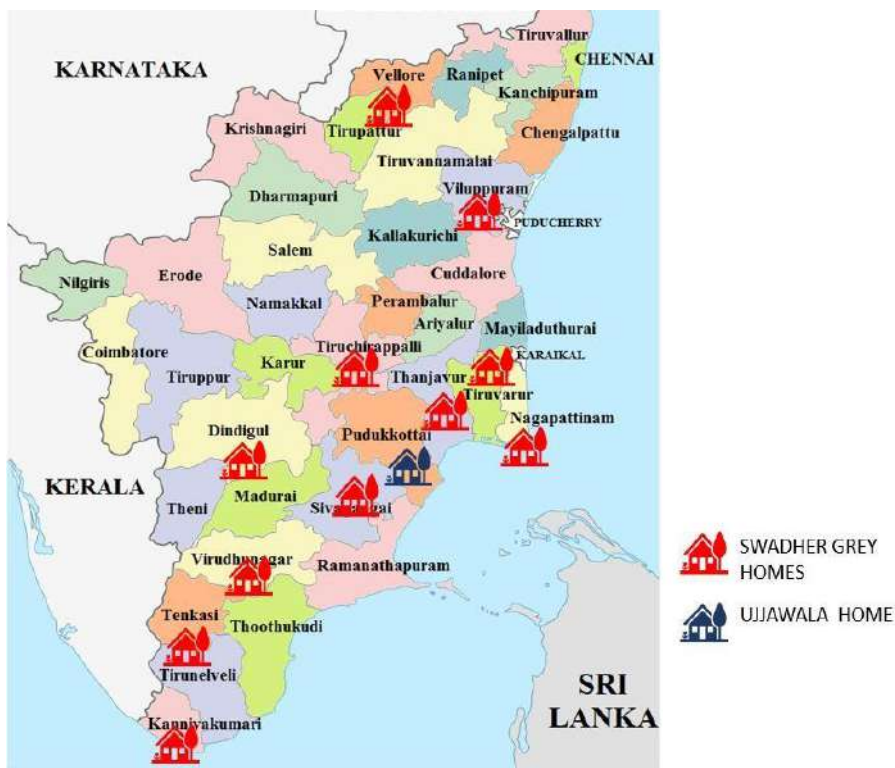
THE TEAM-

Sr. No.	State	Field Investigators
1.	Tamil Nadu	Ms. Sunitha Rai S.T. & Ms. R Jenifer Ranjani
2.	Gujarat	Ms. Priya Meena
3.	Rajasthan	Mr. Aashish Tolia and Mr. Kunal Sharma
4.	Chhattisgarh	Mr. Satwant Singh Pisda & Mr. Yuvraj Singh
5.	Assam	Mr. Pulak Symon

Report on Tamil Nadu (Part I)

INTRODUCTION:

The following report describes the total number of homes visited by me, people met, issues faced during data collection, experience with residents and Caretakers, overall observation, and suggestions. The following image indicates the total number of Ujjawala Home (1) and Swadhar Greh (11) covered by me for data collection.



KALAISELVI KARUNALAYA SOCIAL WELFARE SOCIETY

NAME OF THE HOME WITH ADDRESS:

KalaiSelvi Karunalaya Social Welfare Society, Abhayam, No.100, Vaigai Square,
Thanthai Periyar Nagar, Viluppuram-605401

DATE AND TIME OF VISIT:

First Visit: 05/12/2022, 10:00 am, Second visit: 28/01/2023, 11:00 am

PEOPLE MET: Superintendent: Ms. R. Samundeshwari. Counsellor: Ms. Tamizhpriya

STATUS OF HOME: Functional

HOW I REACHED THE HOME:

This was the first home visited by me on 5th December, 2022 once I received the questionnaires for data collection. This Swadhar home is just 10 mins walk from my home. I visited in person to the home and introduced myself to the person over there who is a Counsellor of that home. By the time I visited, Counsellor was only present there in the home and Superintendent was leave on that day. I collected data only from counsellor and 10 inmates who were staying there. But after pretest of questionnaires, certain questions have been included and changed. It necessitated me to visit the home again for the second time by the month of January 2023. By that time, I could not able to contact Counsellor Ms. Tamizhpriya. So I contacted the Secretary of the home Mr. Dheenadayalan Sir. I introduced about myself and explained about the project to him. He made a conference call to the Staff over there to provide me with the details and arranged a visit again to collect data. I visited the home again on 28/01/2023. On the day of visit, I met both Superintendent, Counselor, and the inmates.



AMBIENCE AND ATMOSPHERE:

The Home is in a residential area in the Centre of the town. It is a G+1 building where the ground floor had office room, training room, counselling room and the first floor had rooms where the inmates live. The area where they live was so quiet. The whole building was neat and clean. The building campus is not capacious for walking or sitting leisurely. I didn't see watchman in the premises during the two days of visits. There was no separate cook in the home. Two residents used to cook interchangeably daily. I could see only one tailoring machine in the home for vocational training.

EXPERIENCE WITH CARE TAKERS AND STAFF OF THE HOME:

As I could meet only Counsellor on 05/12/2022, she spoke with Superintendent over phone and told about my visit to the home. Under the direction of the Superintendent, she started answering questions which I put forth to her. As the Counsellor has been newly appointed to the home, she couldn't answer questions such as Covid and HIV related questions. So, she asked to the Superintendent and replied those questions. And on 28/01/2023, I met Superintendent and collected data for Caretaker 2.



EXPERIENCE WITH THE RESIDENTS:

Only 1 out of 10 residents hesitated to answer questions. While others responded me without any hesitation. The residents considered Swadhar Home as their own home and members as their own family members. Two residents are affected with psychological problem, where I found little difficulty in collecting data from them. One resident took leave from work as Im on visit on 28/01/2023.



THIRUCHIRAPALLI MULTIPURPOSE SOCIAL SERVICE

HOME NAME: Sondham Swadhar Greh,

Thiruchirapalli Multipurpose Social Service Society, 17th North Street, Trichy - 600020.

People Met:

Supervisor: Mrs. Suja Counsellor: Mrs. Arutchelvi

Details of the Visit:

First visit: 08/12/2022, 12:30pm Second visit: 21/01/2023, 3.00 P.M

Status of Home: Functional

HOW I REACHED THE HOME:

This was the second home visited by me once I received the questionnaires for pretest. I travelled from Viluppuram to Trichy which is 163 kms away from Viluppuram. I couldn't contact any of the number provided. I found it difficult to locate the address of the home. The address provided by the Ministry was the address of NGO under which the home is functioning. I went to NGO's office where I met the Manager. He contacted a person named Ms. Sophia over phone and I explained about the project, where I'm from and who am I. She provided me with the phone number of caretakers of Swadhar Home. Then I contacted the given number and asked her to send me the location of home via whatsapp. Due to some issues with her mobile network, she couldn't able to send her current location. With no other choice left, I myself asked people in that locality and reached the home. I collected data from 10 inmates and 2 caretakers. Later on due to change in questionnaires, I visited the home again for the second time on 21/01/2022 after visiting Pudukottai Ujjawala home. On that day, I didn't meet Superintendent mam as she was busy with her personal work. I met inmates over there and collected data. And from Superintendent and Counsellor mam, I collected data for changed questions over phone.



AMBIENCE AND ENVIRONMENT:

The home is in a residential area nearer to Trichy -Viluppuram National Highway. This home is a G+1 building where the ground floor has training room, counselling room, Kitchen and the inmates live in 1st floor. The space was little congested and would not be enough for 30 residents and there was not enough bed for the residents too.

EXPERIENCE WITH CARETAKERS:

Both Caretaker and Counsellor welcomed me and I was made to sit in the Office room as they were worshipping Lord Jesus. After that they engaged their time with me and I explained them about the project and started asking questions first with the Caretakers. They are so free to answer and never hesitated to open words with me. The Superintendent who has more than 15 years of experience in handling this Swadhar home said me many suggestions which I have uploaded in Google forms. She worried about non disbursement of grant from the government. As the home is not capacious, they are planning to increase the infrastructure once they receive funds from the Government. Mrs. Suja mam also worried about delay in responses from the Government when they send any letter or requests regarding Swadhar Greh homes. She also added that though the project has been changed from Short stay

homes to Swadhar homes to Sakthi Sadhan there is no much difference in allocation of funds and said that grant which has been given past 20 years is given till now.

EXPERIENCE WITH RESIDENTS:

Mrs. Suja mam introduced about me with the residents. In data collection, I didn't find any issue with this home. As the residents are not allowed go out of the home often other than recreational activities, they enjoyed my presence over there. Most of the residents answered with enthusiasm and they are so cooperative too Mrs. Suja mam was with me during the whole time when I was collecting data from the residents on the first day of visit to this home. During second day of visit office Assistant was there with me while collecting data.



THANJAVUR MULTIPURPOSE SOCIAL SERVICE SOCIETY

NAME OF THE HOME WITH ADDRESS:

Swadhar Greh,

Thanjavur multipurpose Social Service Society 12th Cross, Arulanandamal Nagar,
Yagappa NAgar, Thanjavur - 613007.

DETAILS OF VISIT:

26/12/2022, 8.00 A.M

PEOPLE MET:

Superintendent : Sr. Stella Counsellor : Mrs. Padma

Reporting work: S. Brindha Rehabilitation Officer: Ms.Jesumary

Other Staffs in home:

M S. Loothu, Watchman Mr. Bakiyanathan, Watchma

STATUS OF HOME:

Functional

HOW I REACHED THE HOME:

I contacted Ms. Brindha, Counsellor in Family counselling Centre which is another project under Thiruchirapalli Multipurpose Social Service Society beforehand that I will be visiting the home on 26/12/2022. I travelled from Viluppuram to Thanjavur which is 177kms away from Viluppuram. Ms. Brinda said me the location of Main office. I reached the main office and met the Secretary. He was awaiting my presence over there. He is a father and has many years of experience abroad before being appointed as Secretary to this home. He greeted me with Cake, Calendar and a diary as a gift for New Year. He was cordial and spoke with me for a quite little time. From there myself and Ms. Brindha Mam went to the home. There I was welcomed by the Staffs of Swadhar Greh. They invited me and made me to sit in the office room.



AMBIENCE AND ENVIRONMENT:

Out of 11 Swadhar Greh which I visited, this home was very beautiful and greenery surrounded with flowering plants. The home had separate rooms for training, counselling, dining and isolation rooms. The home is in the Centre of the town in a residential area. The area and the home is liveable and conducive for stay. The area is surrounded by hospitals, hotels and it is easily accessible. As it was a Christmas week when I visited, the home was decorated with Christmas tree and a small exhibit of Jesus birth was kept done by the residents.

The residents used to grow vegetables such as tomato, brinjal and lady's finger, which are used for cooking sometimes. The Staffs of Swadhar home showed me the greeting cards and baskets made by the residents.

EXPERIENCE WITH CARETAKERS:

The caretakers, counsellors are so polite and humble to answer the questions put forth to them. Grant is a major concern told by the caretakers in this home too. They said that they find it difficult to run the home without grant from the Government. When I questioned them regarding whether CCTV is present in this home, they said that a year back a girl has been eloped from this home with her lover and a case has been filed by girl's father that she has been missing in the home. They said that only CCTV footages helped them in finding the girl that she has eloped from the home.



EXPERIENCE WITH RESIDENTS:

2 out of 10 residents hesitated to answer certain questions in front of Caretakers. Rather other residents were free to answer the questions. Most of the residents cried while answering questions. Hearing their life stories made my heart to feel so low. One inmate has been sexually assaulted by her own father and she cried a lot. And the other one's leg has been broken by her own step mother for not doing household work. As most of the residents cried while saying about them, I finally spoke some encouraging and motivating words to them and left the campus.



BHARATHAMATHA FAMILY WELFARE FOUNDATION
--

NAME OF THE HOME WITH ADDRESS:

Bharatha Matha Family Welfare foundation No 2/221, Main Road, Ammalur,
Vandaiyarkadai shop, Edaiyur Post, THiruthuaipoondi Taluk, Thiruvarur.

DATE AND TIME OF VISIT:

26/12/2022; 4:00 pm

STATUS OF HOME: Functional

PEOPLE VISITED:

Secretary: Mr. Mannivannan Counsellor: Ms. Premalatha Supervisor

HOW I REACHED THE HOME:

After visiting Thanjavur Swadhar Greh, I went on to visit Thiruvarur District Swadhar Greh which is 68kms away from Thanjavur. I contacted Secretary Sir and he provided me with the phonenumber of Counsellor. But I couldn't reach her out. So, I went straight to the main office in Thiruvarur near bus stand where I met Secretary Sir. He directed me to Thiruthuraipoondi where the home is situated. And from there I travelled to Thiruthuraipoondi which is 35 km away from Thiruvarur. On the way to Thiruvarur home, Counsellor mam herself contacted me and I reached there under her directions easily.

AMBIENCE AND ATMOSPHERE:

The home was situated in a dry rural area where access to transport is quite a little problem. The building has only ground floor to stay and it was congested for the residents to stay. The home was clean and tidy. Bedding was provided for each resident. Actually, no children were allowed to stay there with the residents as the home has no provision for it.

EXPERIENCE WITH CARETAKERS:

The caretakers over there waited for me and greeted me in a good way when I entered the home. The Counsellor felt sorry for not attending my call as there was network issue in their area. After that I gave an insight about the project and I started posing questions to the Caretakers. They responded me quickly, humbly, and politely.



EXPERIENCE WITH THE RESIDENTS:

Almost many inmates are deserted people and are left here by their own family members. Most of the residents are more than 35 years and they have no basic standard education. I felt some difficulty in making them understand certain questions. Other than that, they never felt hesitation in answering the questions and were comfortable with me.



SURAKSHA COMMUNITY CENTRE FOR FAMILY HEALTH

NAME OF THE HOME:

Suraksha Community Centre for Family Health Swadhar Greh,
No 15/150G, TVM Main Road, Thotiyode, Chungankadai Post, Kanyakumari-
629003.

DATE AND TIME OF VISIT:

30/12/2022; 10:00am

PEOPLE MET:

Secretary Name. Lakshmi. s Nair Superintendent. Anisha Counsellor. M. Subaja
Office Assistant. N. Angel Rani

OTHER STAFFS:

Part-time Doctor. Krishna Surendran, Guard: V. Sakuthala
Watch man: Rajaman

STATUS OF HOME:

Functional

HOW I REACHED THE HOME:

I contacted Ms. Subaja beforehand about my visit to the home on 30/12/2022. I travelled to Nagercoil which is 532km away from my hometown Viluppuram. So, I left Viluppram accompanied by my 4 year old daughter on 29/12/2022 noon. The next day morning, I contacted Ms. Subaja and she sent me the location of the home via Whatsapp. Reaching the location is not so difficult as it is only 11kms away from Nagercoil bus stand. The home was situated on the side of main road at Villukuri Stop.

AMBIENCE AND ENVIRONMENT:

It is G+2 building. Ground floor has kitchen, living room, office room, counseling room and the first and second floor has both living rooms and training rooms. The home is totally neat and clean. The area where home is situated is lushy green, pleasant and on the way to home it has water bodies . The place is cool and had a nice chill breeze all the time.



EXPERIENCE WITH THE CARETAKERS:

I regret to say that I reached Swadhar home 1 hour after the scheduled time. Everyone were awaiting for my presence over there at the office and they greeted me with a shawl. They provided tender coconut to drink. The Secretary being a PhD holder was positive minded and a good hearted one. She was very curious in making the residents study in schools and colleges. She is one of the enthusiastic and progressive minded women which I met among all the Secretaries. She showed me many pamphlets of awareness programs conducted by them. She also showed me ornaments, jewels, mats, photo frames made by the residents. She was accompanied by other two members of her Association. She added that residents in the home find it difficult to go to colleges due to less bus facilities in that area and she said that even though she has written many requests to the district administration for having a bus stop near to home, they are not heeding to their requests it seems. Both Superintendent and Counsellor are of small age less than 28 years and they are so friendly to me while answering the questions.

EXPERIENCE WITH THE RESIDENTS:

I explained to each residents about why I was there and started asking questions. I



didn't find any difficulty or issues in data collection with the residents. They answered every questions without hesitation. One resident was psychologically affected and she couldn't able to answer where she came from. It was answered by the Caretaker.



ARASAN RURAL DEVELOPMENT SOCIETY

NAME OF THE HOME:

Arasan Rural Development Society, Arasan Swadhar Greh Home, Near Panchayat Union Office Naguneri, Tirunelveli- 627108

DATE AND TIME OF VISIT:

30/12/2022

Time: 4:00PM

PEOPLE MET:

Secretary: Mr. T. Kingsley Moses Superintendent: Ms. Esakkiammal Office

Assistant: Ms.S. Esai Selvi

OTHER STAFFS:

2 Cooks

1 Helper

1 Cleaner

Night Guard- 3

1 Doctor (Part time) – Dr. R. Thangaraj

STATUS OF HOME:

Functional

HOW I REACHED THE HOME:

I contacted Secretary Sir and he sent me the location of Swadhar home. After collecting data from Kanyakumari Swadhar Greh, I went to Tirunelveli Swadhar Greh which is 60 kms away from Nagercoil. The location of the home is easily accessible and a staff from Swadhar home came to Naguneri bypass to direct me to the home.

AMBIENCE AND ATMOSPHERE:

The infrastructure was too big. It had a separate building for office room, separate building for living rooms and separate shed for training rooms. The training room had many tailoring machines (approx 7 machines). And I found residents busy

stitching clothes. The environment around the building was too big and it had an expanse space for recreation within the campus of Swadhar Home.



EXPERIENCE WITH THE CARETAKERS:

Everyone in the home welcomed me when I entered the home. The Caretakers are so polite and humble to answer and they are so respectful to me. There are certain descriptive questions which were left unanswered on that day. Later on, I messaged with the questions and they corresponded with the answers via WhatsApp. They are so responsible in answering the questions whenever I contacted them. They showed me the exhibits of bangles, jewels / ornaments, baskets which the residents made during training sessions. They provided me with tender coconut and snacks for my daughter to eat. They took care of my daughter while I was collecting data.



EXPERIENCE WITH THE RESIDENTS:

The residents are made to come one by one to the office room and I said them about the project and asked questions to them. Everyone answered me with all the questions. None of them hanged back to answer the questions. When a resident enters the office room, a little intro about them has been given to me by the caretakers. It helped me to question them according to their mental conditions.



VIRUTCHAM MAGALIR MENNETRA KAZHAGIAM

NAME OF THE HOME:

Virutcham Magalir Mennetra Kazhagam No.40, Periyakinatru Street,
Virudhunagar- 626001

DATE AND TIME OF VISIT:

31/12/2022

10:00 am

PEOPLE MET:

Secretary: Mrs.K. Vijaya Counsellor : K. Johnsarani Superintendent: M. Manimala
Clerk: K. Vinothini Watchwomen: P.Parameswari.

STATUS OF HOME:

Functional

HOW I REACHED THE HOME:

I contacted Secretary mam beforehand that I would be there on 31/12/2022. I departed to Virudhunagar on 31/12/2022 morning which is 60kms away from Madurai. She sent me the location of Swadhar home via Whatsapp. But I could not able to locate the place. She sent her driver and staff to pick me up to their home from Virudhunagar. Everyone waited for me at the entrance of the home and welcomed me gracefully.



AMBIENCE AND ATMOSPHERE:

The architectural design of this Swadhar home is different from other homes. Nowadays seeing these types of vintage and traditional homes in Tamil Nādu are rare. This home has different infrastructural design built with high roofs fitted with timber ceilings and has many antiquated wooden pillars. The home has a sit out in front with built in seating at the entrance of the home. The home was clean and tidy. The bathrooms were so clean when I used it. The area was spacious, ventilated and it was nice to live. Due to wooden ceilings and columns, the area inside the home was cool and chill. There were many tailoring machines for vocational training. I found some inmates were busy stitching clothes in it.

EXPERIENCE WITH THE CARETAKERS:

They were humble and so polite to me. Caretakers openly answered all the questions. And Secretary explained about prior experiences in home, how she handled many issues and about their awareness programs. She said me many suggestions regarding homes and Swadhar Greh scheme which I have uploaded in google forms. She honored me with a shawl.



**EXPERIENCE
WITH THE
RESIDENTS:**

I didn't find any difficulty or issues in data collection with the residents. Almost everyone was responsive to me. One respondent has been gang raped before she came home and she was

psychologically affected. I found some difficulty in getting answers from her. Rather everyone responded to me. Two respondents told me that they are going to start a catering business jointly under the guidance of Secretary.



INTEGRATED RURAL COMMUNITY DEVELOPMENT

NAME OF THE HOME WITH ADDRESS:

Swadhar Greh

Integrated Rural Community Development. No. 148, Madurai Road, Sivagangai -

630564

DATE AND TIME OF VISIT:

31/12/2022, 4.30 P.M

PEOPLE MET

Mr. Jeeva, Secretary

Ms. Roselin Reeta, Caretaker

Ms. Jeevaselvakumari, Counsellor

STATUS OF THE HOME: Functional.

HOW I REACHED THE HOME:

After finishing Virudhunagar Swadhar Greh, I travelled to Sivagangai Swadhar Greh which is 99kms away from Virudhunagar. The Secretary of the home sent me the location via Whatsapp and went over there.

AMBIENCE AND ATMOSPHERE:

The home is situated in a urban residential area and it is easily accessible. It is G+2 structure and the inmates lived on the first floor. The home is neat and clean. But there was less space provided for recreation inside the campus. Rather, the environment was good for the inmates to live.



EXPERIENCE WITH CARETAKERS:

I was welcomed by the Secretary and other Staffs of the home. He checked with



the authorization letter and asked me to send it to his mail. I explained him about the Project and started asking questions to the caretakers. They answered me without any hesitation. The Secretary worried about the hardships

faced by him in transferring girls to Ujjawala homes. He added that the State of Tamil Nādu has only 2 Ujjawala homes one was FORD in Sivagangai which has been closed recently due to personal issues in the family of Secretary and another Ujjawala home is in Pudukottai which is 87 Km away from Sivagangai District. I intervened him and said that there is another Ujjawala home in Thiruvarur District and provided him with the contact number of Mr. Manimaran, the Secretary of Thiruvarur Ujjawala home.

The Secretary Sir added that another issue faced by them is with regard to grant and the NGO finds it difficult to run the home without grant from the Government. He also said me many suggestions which I have uploaded in Google forms.

EXPERIENCE WITH RESIDENTS:

There are only 5 residents in the home. Three residents were so comfortable with me in answering the questions and they said their life histories too. While the other two answered only to the question which I put forth to them. They said that they are living happily in this home.



RURAL EDUCATION ACTION AND DEVELOPMENT AGENCY
--

NAME OF THE HOME:

Rural Education Action and Development Agency, Sakthi Sadhan,

Ilavasa Pengal Illam,

No.10 VOC Street, R.F. Road, Ramesh Theatre(back side) Palani- 624601

DATE AND TIME OF VISIT:

01/01/2023, 11:30am

PERSONS MET:

Secretary – Mr. Rajasumman. Counsellor: Ms. Mahi Superintendent

STATUS OF HOME: Functional

HOW I REACHED THE HOME:

I contacted the Secretary, Mr. Rajasumman Sir beforehand about my visit on 01/01/2023. I travelled from Madurai to Palani Swadhar Greh which is 121 kms away from Madurai. The home is located 2 kms from Palani Murugan Temple which is one among the famous Hindu temple in Tamil Nadu

AMBIENCE AND ATMOSPHERE:

The building is a G+1 structure and it is in a busy residential area. The area in which the home is located is lively and easily accessible. The home is neat and clean. But the home is not enough for the residents to live. And no other extra space was within the campus for recreation.



EXPERIENCE WITH THE CARE TAKERS:

The caretakers invited me and my daughter with a happy face and they honored me with a shawl. I gave a slight overview of the project and started posing questions to them. They are very free and comfortable with me in answering the questions. They said that as the home is not sufficient for the inmates to live comfortably, they are opting for another home nearby which has greater occupancy than this. To my surprise being a new year, they arranged for a cake cutting celebration in Swadhar home. It was a real surprise to my daughter and they celebrated the New Year as a family.



EXPERIENCE WITH THE REISDENTS:

I collected data from the residents one by one. Everyone responded to the questions putforth to the residents without any hesitation. The residents were comfortable with me in answering the

questions. The data collection was very easy. Thee residents said that they a happy in this home without any distress.



RURAL EDUCATION COMMUNITY DEVELOPMENT

NAME OF THE HOME WITH ADDRESS:

Rural Education Community Development

Kamban Nagar, Banglathope, Aavudaiyar Koil Taluk, Pudukottai - 614618

DATE AND TIME OF VISIT:

21/01/2023, 8.30 A.M

PEOPLE MET:

Accountant, Counsellor, Psychiatrist,

STATUS OF HOME:

Functional

HOW I REACHED THE HOME:

I travelled to Pudukottai from Viluppuram which is 255kms away from Viluppuram. The Accountant of Swadhar Home sent me the address and directed me to reach there easily.

AMBIENCE AND ATMOSPHERE:

The home is in a rural area near to Avudaiyarkoil bus stand. The home is a G+1 structure. The environment is too nice and has a small little ground in front of the building for leisure time. The home is neat and clean.

EXPERIENCE WITH CARETAKERS:

The Staffs warmly welcomed me and they made me to sit in the office room. The caretakers answered me with all the questions. There are certain statistical questions which are left unanswered on that day. Later on, they have sent it to me via Whatsapp. The caretakers worried about non release of grant from the Government and said that Project Director used to get loans for functioning this home. I couldn't meet the Project Director as she has been hospitalized for eye operation. Her husband came to home on her behalf. I spoke to Project Director only via phone. Her daughter used to reply me what her Mom says. In spite of her

operation, she used to correspond me with the answers whenever I ask any questions.

EXPERIENCE WITH RESIDENTS:

At first I explained to the residents about the project and started asking questions to them. Almost 90% of the residents are below 25 years of age. When I started asking questions, some hesitated to answer questions in front of caretakers. So, they left the office room for them to answer freely. During data collection, even my heart felt so low on hearing those life histories. Somehow I managed to keep them light by asking extra questions about their schooling their hobbies etc., Rather than



personal questions, they answered freely to me about questions such as home, food, training etc., It was funny talking with them as they are of small age. They thought myself as the authority and asked me to construct a playground, library and arrange tour for them. Then I explained to them again about the project, for what I am there and what I am going to with the data.



AVVAI VILLAGE WELFARE SOCIETY

NAME OF THE HOME:

Adaikalam Swadhar Greh, Avvai Village Welfare Society

No.29, Sattaiyapper Melaveedi, Nagapattinam - 611 001.

PERSON MET:

Manager: Mr. Manivannan Superintendent: Ms. Jennoselvi

OTHER PERSONS:

Guard: Mr. Vinoba

DATE AND TIME OF VISIT:

18/01/2023, 1:00 P.M

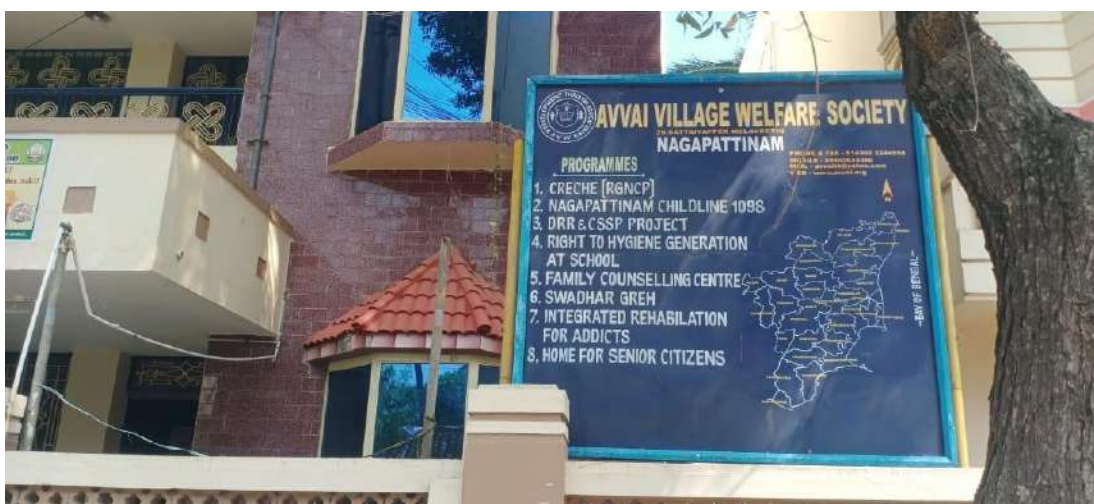
STATUS OF HOMES :

Functional

HOW I REACHED THE HOME:

I travelled from Viluppuram to Nagapattinam on 18/01/2023 which is 190 kms away from Viluppuram. The Manager of Swadhar home sent me the location via WhatsApp and based on it I reached out there.

AMBIENCE AND ATMOSPHERE:



The home is located in a urban residential area and it is easily accessible. The building has many rooms and was neat and clean. The weather was too hot over there.

EXPERIENCE WITH THE CARETAKERS:

I met Manager, Caretaker and Counsellor in the home. They were open to answer all the questions without hesitation. The Caretakers of the home were so amicable and jovial. The manager worried about non disbursement of grant from the government for hardly 2 years as the NGO finds it difficult to run the home without grant. When I inquired about CCTV, they said they would install CCTV once they receive grant from the government. He said me many suggestions which I have uploaded in the questionnaire



EXPERIENCE WITH THE RESIDENTS:

I introduced about myself to the residents, explained about the project and started asking questions from them. The data collection process with the residents was very easy. The residents who stayed there were so happy in that home. One resident in this home was so eager to study but she has not been provided with education.



ORGANISATION OF RURAL DEVELOPMENT

NAME OF THE HOME:

ORGANISATION OF RURAL DEVELOPMENT

Sri Sai Vasantham Swadhar Greh, No1/272, Golden temple Road, Ariyur, Vellore
– 632055

PEOPLE MET:

Counsellor: Ms. R. Kathiroli Superintendent: Ms. Kalaivani

DATE AND TIME OF VISIT:

19/01/2023; 11:30am

STATUS OF HOMES:

Functional

HOW I REACHED THE HOME:

I travelled from Viluppuram to Vellore which is 128kms away from Viluppuram. I contacted President of the home and inquired him about the location of Swadhar home. With the guidance of him I reached the home.

AMBIENCE AND ATMOSPHERE:

The building was too big and the same building has old age homes and Swadhar homes. They had a separate dining room and living room for old age people on the ground floor and for inmates of Swadhar homes on the first floor. They had very large enough space for recreation, exercise and walking within the campus. The rooms were neatly cleaned and separate beds were provided for each resident.



EXPERIENCE WITH THE CARETAKERS:

I met Supervisor and Counsellor in the home and they answered all the questions. They took me for a visit around the whole campus. They said me about the awareness programs conducted by them. They also added that College students used to come to this home for conducting cultural and awareness programs to the residents.

EXPERIENCE WITH THE RESIDENTS:



Data collection process with the residents was easy and they have responded to me without any hesitation. One resident out of them was from Netherland. She was so jovial and made me to laugh for every question which I put forth to her. She also explained me about the difference with their country and how it is here. And another one

is a person of Naxalite group. She was guarded by two Q branch officers. They used to be with her daily in the home. She herself surrendered before the district Court and she is brought here to the home. The Government has provided Aavin milk parlor for her rehabilitation to the society. The Superintendent answered on behalf of her. She was not allowed to talk with people coming from outside. The caretakers were little afraid in providing details about her. I explained to them that data collection is only for studying the effectiveness and status of Swadhar Homes and I assured that her identity will not be in any case disclosed.



OVERALL OBSERVATION AND SUGGESTIONS

ADMINISTRATION:

1. Administration in all the homes is good and the registers are maintained in a full-fledged manner. Grant has not been given by the Government for the past two years for all the homes which I have visited. Some Homes in Tamil Nadu has been closed due to non-release of funds (Eg: Empower Organisation for Development Education and Social Action, Tuticorin Swadhar Greh home and Rural Education for Action and Development Agency, Dindugal Ujjawalahome has been closed due to non-release of funds). It is suggested that grant must be released by the Government for proper functioning of the homes.
2. All the homes which I visited was a rented home. The sanctioned capacity of the home is 30. Most of the Caretakers said that the amount allotted for rent under the policy of Swadhar Greh is meagre. It is suggested that the Government has to revise the policies accordingly owing to the changing economic conditions and allot funds for the same.
3. Information about the residents and accounts are maintained in books and registers (i.e., in pen paper mode). It is suggested that these data must be uploaded in computers and then to clouds owned by the Government.
4. It is suggested that a Standing Operating Procedure (SOP) has to be laid down regarding the functioning of Swadhar Greh homes which provide a guidance for the Caretakers on how to administer the homes.
5. Tenkasi, Tuticorin, Mayiladuthurai, Ramanathapuram, Krishnagiri, Kallakurichi, Ranipet, and Erode are the districts in Tamil Nadu which are devoid of homes for women who come in distress. As the geographical area of Tamil Nādu is vast, it is suggested that the Government has to establish homes in all the districts and increase the number of homes in larger districts.
6. It is suggested that a separate vehicle can be provided in each of the home for rescuing and for other emergency and allied activities of the home.

FOOD:

Fruits are not provided daily in all the homes. In non- veg category almost only 2 homes provide fish and mutton to the residents. Others doesn't provide fish and mutton in their food. Only egg and chicken are provided for the residents. My suggestion that at least two cooks have to be appointed mandatorily in all the homes. Making the inmates to cook interchangeably will create misunderstanding between them and it would ultimately disrupt the peace of the home.

INFRASTRUCTURE:

1. Infrastructure for one home is different from another. A suggestion that a unified infrastructure for all Swadhar Greh homes in all the districts can be made by the Government. This is because some Swadhar Greh is so spacious enough while other Swadhar Greh has not enough space for recreation inside the premises.

2. Homes must take due consideration keeping in mind the children of the homes. It is suggested that enough place for recreation must be provided within the Swadhar Greh campus for children.

3. Most of the inmates consider television as the only recreation inside the home. A suggestion that inmates have to be encouraged to do gardening, plant vegetables and read books which might divert their mind. In Ujjawala homes, a small library and playground can be provided to the inmates in the premises as most of the inmates are below 25 years of age.

MEDICAL:

It is suggested that a separate provision for nurse can be made under the scheme for treating the inmates in case of any emergency at night hours.

TRAINING:

From the data collected from the caretakers and inmates, training in most of the homes are not productive enough to reach the residents. So, it is suggested that training to residents must be given in a full-fledged manner. Trainer must be recruited full time for the trainees. Training equipments must be increased. Different types of vocational as well as professional training must be given depending upon the interest of the residents.

EDUCATION:

It is suggested an adequate educational support has to be provided to the residents. 1 out of 10 residents lose their education once they came home in distress. As education is must for a women, it is suggested it has to be provided mandatorily for all inmates who are willing to study.

RECREATION:

In some homes residents are not taken for recreation outside the homes. So, it is suggested that recreation can be increased to divert their mind and to keep their mind out of distress.

HUMAN RESOURCE DEVELOPMENT:

It is suggested that training can be conducted to Superintendents and Office Assistants periodically on how to handle issues and administrate the home. Some Counsellors in Swadhar Home belong to small age group. So, It is suggested that a periodic training has to be given to Counsellors to deal and give counselling to inmates who are beyond their age with huge family issues.

No hardships were faced during data collection. All the caretakers of the homes are so humble, friendly, and too respectful.

Report on Tamil Nadu- Part II**INTRODUCTION:**

This report elaborates the general situation of the 12 homes, in mates regular schedule, inmates experience in home, inmates situation before coming to home, their needs and incharges overlooked areas, care takers experience, methods of bringing inmates to the homes, expectations about the home, responsibility, the experience of the field investigator, issues faced during data collection, experience with residents and Caretakers, overall observation, and suggestions.

GENERAL OBSERVATIONS

1. All the homes are backed up NGOs

2. All the Swadhar and Ujjawala homes are under rent.
3. None of the inmates has knowledge about one time grant.
4. Register are being maintained in all homes, they even showed on the visit without any hesitation Building structure different from one to another based on their capacity to maintain in longer time.
5. All senior level executives have atleast 15 years experience in the same field.
6. Doctors are coming in weekly or fortnight basis only.
7. All the home have recreational activities
8. Tailoring machines are there but in many home they are using properly.
9. Other than tailoring, handicrafts, Diploma courses, life sustaining skills, certificate programs can be added in recreational activities.
10. Few homes allow the inmates to work outside.
11. All the home have kitchen facilities with all needed utensils, groceries vegetables
12. Almost all the home inmates prepare food for themselves
13. Inmates are being brought to home by incharges of home, One stop center, District Social Work Officer, other NGO, transfer from one home to other, local police, words by previously stayed inmates, direct approach, campaigns etc.,
14. Most of the homes are need of financial support.
15. Obtained appointment to visit to homes
16. Almost all the homes had doubt whether I am coming from authorized institution even if they cooperated with me.
17. Almost all the homes inmated have grievance on using mobile phone. Inmates are restricted to use their mobile phone. But they can access incharges phone. So they feel that they don't have any privacy and have a sense of losing connections with kiths and kins.
18. No inmates neither affected by HIV nor aware of HIV inmates stayed there
19. Follow program is far enough to help out the women who has left the home.
20. Two homes hired previously stayed inmates as their staff.

Report- Tamil Nadu (Part II)

SWADHAR GREH HOMES

ANNAI ENGEL SWADHAR GREH FOR WOMEN, UNDER ST JOHN SANGAM TRUST

NAME OF THE HOME WITH ADDRESS:

Annai Engel Swadhar Greh for Women, under ST JOHN SANGAM TRUST
7A/2, Bharathi Nagar, New M.G. Pura, Perambalur-621212

DATE AND TIME OF VISIT:

21-12-2022,
4.30 P.M

INCHARGE PERSON, DESIGNATION AND CONTACT NUMBER

Mrs. Vijayanthi John Counsellor,
96006 04476

STATUS OF HOME:

Functional

I have visited this home on 21st December, 2023. While I was entering into the home, inmates were have class with One stop centre staff. Mrs. Vijayanthi John, Counsellor and other staff were present. I have explained my purpose of visit once again to all and handed the printed questionnaire to have it as a assistance. I have collected datas from two caretakers and analysed the home status provisionally. After the class ended, I had chance to meet the inmates and able to collect the necessary details regarding to the questionnaire. They were very cooperative and able to share their experience about before and after coming to the home.

GENERAL CONDITIONS:

This home is located within 5 km of the Perambalur main bus stand. It can be said it is easily reachable by all. Among all the houses visited this home has very big environment and surrounding. The run other homes in same campus. Watchman and warden are staying along with inmates, rest of the incharges comes morning and leaves by evening after handling their regular routine. They had enough and spacious place for all activities. The area where they live was so quiet. The whole building was neat and clean.



EXPERIENCE WITH CARE TAKERS:



I had met Counsellor along with other staff on the day of visiting, they were cooperative and showed me all the registers including finance which they have been maintaining for the homes and guided me to visit all the places wherever the inmates have access.

Even if they were allowing me to do my purpose of visit they still had doubt for whom I was representing whether I cheat

them. I have showed them mail and authorization letter to convince that I was appointed as field investigator, I am not sure whether they understood or not. They offered me evening snacks.

EXPERIENCE WITH THE INMATES:

All the inmates responded positively about the home and their staying, I couldn't take



much of their time to ask more personally as they were getting ready to attend the Suppose Christmas which was celebrated in that home.

**SHRI SARATHA SWADHAR GREH HOME FOR WOMEN, UNDER SARAS
TRUST**

NAME OF THE HOME WITH ADDRESS:

Shri Saratha Swadhar Greh Home for Women, under Saras Trust,
108, Baikey Road,
Near Woodlands Hotel Road, Ottacamund,
Nilgirs-643 001

DATE AND TIME OF VISIT:

23-12-2022,
12.00 P.M

INCHARGE PERSON, DESIGNATION AND CONTACT NUMBER

Mrs. Vasanthakumari Managing Trustee, 98940 48934

STATUS OF HOME: Functional

This home is located at Ootacamund, Nilgiri District. Among all the homes this home is located at hill stations and the coolest area. The geographic and needs are differs from other homes. As it is in hill stations it has its own advantages and disadvatages. They can grow some vegetables with less efforts when compared to others like tea, carrot, beetroot, greens etc., This home also located in top place with 2 storeyed building. Building was maintaining nicely and cleanly equipped with to tackle the chillness. Recreational activities is being conducted in different. Kitchen also equipped with all utensils. Before going to this home I had made appointment with Managing trustee madam and when I assembled there she has gathered the staff and explained all the activities and general situation about the home. She has displayed all the activities which has been made through recreational activity.

GENERAL CONDITIONS

The home is in a residential area nearer to bus stop. It is easy to access to reach the home. It was located to top area, as it is near to bus stop, it has all access within 1 km radius. Home was neatly maintained and equipped and have all materials to ward off the chillness like sweater, bed spread, heater, thick bed sheet even spares etc., They grow few vegetables. Office room, kitchen, hall is in ground floor, beddings, recreational room are in 1st floor.



EXPERIENCE WITH CARETAKERS:

Managing Trustee madam, warden Sathya and other staff were present. As I have informed my purpose earlier to them they were almost prepared to entertain me. I have handed over the printed questionnaire to them and I entered the data online directly. They are so free to answer and never hesitated to open words with me. The Managing Director has more than 15 years of experience in NGO fields, she resides by nearby town. Warden and other staff will always stay with the inmates. She worried about non available of grant from the government . They offered me delicious lunch but because of the climate change it made me unwell.



EXPERIENCE WITH INMATES:

Sathiya introduced me to all inmates. First I have explained myself and rest details to them and they were very to cooperate and have someone to enquire about their status. There was one inmate who is student she was very happy to share all her achievements and medals to me. Few inmates showed their products which made from recreational activity. As it is hill stations inmates are



allowed to go out whenever they have schedule to watch flower show and other exhibitions when compared to other homes.

NAMBIKKAI SWADHAR GREH HOME FOR WOMEN, UNDER GANDHI PEACETRUST

NAME OF THE HOME WITH ADDRESS:

Nambikkai Swadhar Greh Home for Women, under Gandhi Peace Trust
5/136C53, Kalliyathodi House, Kothravayal,
Gudalur, Nilgiris

DATE AND TIME OF VISIT:

23-12-2022,
4.30 PM

INCHARGE PERSON, DESIGNATION AND CONTACT NUMBER

Mrs. Sumathi Secretary, 91501 04868

STATUS OF HOME: Functional

I contacted Ms. Sumathi, Secretary of that home earlier and got appointment and explained my purpose of visit. As this home also in Nilgiri district, after visiting sara trust, I have been to this home also. Even if I have got appointment from secretary to visit the home, I had no idea to go this home as I have collected data from one home from Nilgiri district. So I decided to visit this home some other day but unfortunately I had to go there. Hence I had chance to go there I have collected datas from that home also. When I went there I was unable to meet secretary madam as she was engaged in other work outside of the home, Counsellor madam and warder were there to engage me. The Counsellor had more than 10 years experience in same home, so she had all the details in tip of her hand. As I was not feeling well, I refreshed myself with light refreshments. To reach this home a staff from saratha home guided me till I get auto in last step.

GENERAL CONDITIONS:

This home also situated in hill station but not that much hilly. This was located at Gudalur, Nilgiri District. Their building was located in between compound walls and big spacious place after the gate. Inmates can utilize those place to do any type of activities. Office room, counseling room, kitchen, hall were good and enough. It is advisable that dormitory can be expanded. As this home was interior couldn't find the auto to return, the Counsellor accompanied me on foot for about 2 km to reach the bus stand and waited for me till I get into bus even at the late hour. As it was late to Coimbatore and unable to arrange stay at Coimbatore, I have stayed at Mettupalayam itself.



EXPERIENCE WITH CARETAKERS:

The caretakers, counsellors took care of me with honest. I have honestly told them I was not feeling well because of hill travelling, hence I needed to catch the breath for some time before starting the work. Meanwhile secretary madam has explained my purpose of visit over phone and I also did my part. After feeling better I have started to do evaluation on questionnaire directly on phone itself. As counselor had experience she answered me faster than the warden. Grant is a major concern told by the caretakers in this home too. Because of financial issue, their secretary had to mobilize everything on her own.

EXPERIENCE WITH INMATES:

While I was put forth my questions to inmates they were occupied by watching TV, as it



was evening. Everyone shared their experience about home and their life experience. I found a mother and daughter duo was there, as there was no one to take care of her daughter she brought her also along with her after she joined in the home. They suggested recreational activities can be increased. In this home I was able to see all age inmates like, child, adult, students, married, elderly.

**IMAYAM SWADHAR GREH HOME FOR WOMEN, UNDER IMAYAM SOCIAL
WELFARE ASSOCIATION**

NAME OF THE HOME WITH ADDRESS:

Imayam Swadhar Greh Home for Women,
under IMAYAM SOCIAL WELFARE ASSOCIATION
No.119/2, Lakshmipuram Main Street,Laksmipuram,
Ganapathi, Coimbatore

DATE AND TIME OF VISIT:

24-12-2022,
11.30 A.M

INCHARGE PERSON, DESIGNATION AND CONTACT NUMBER

Mrs. Meenatchi Director,
98422 16292

STATUS OF HOME: Functional

I contacted Mrs. Meenatchi, Director madam some days earlier about the visit their home. After started from Mettupalayam reached Coimbatore and got the instructions from the Director madam I have reached the home with the help of auto. They were expecting my coming after gathering all the staffs to entertaining me.

GENERAL OBSERVATIONS:

I have got appointment by stating the purpose by mail. They have accepted and replied and fixed a date to visit. This home also located with compound walls. Out of all the homes, this home stands unique in recreational activities. To engage the inmates they arrange many activities and jobs. That was the first time in my observation I could see many north Indians and all types age people. All mingled with each other well. To the extreme they are being sent to get training on recreational for example napkin making. They have exported naking vendor and machines at their premise to engage the inmates. Director madam takes the inmates to entertain outside often in charity meetings, functions, festivals etc., As this home is in the middle of the city, they are getting inmates regularly. Beddings can be increased to accommodate the residents. Even the existing inmates doesn't have bed. They have offered me Lunch before leaving the city.



EXPERIENCE WITH CARETAKERS:

All the staff in home was waiting for me before my arrival and make everything ready. They have given all the information which were needed to related to questionnaire and recorded everything in form in online itself. They have offered refreshment and displayed all their achievements, records etc., While I was visiting homeother NGOs people also visited to enquire about the welfare of the home.



EXPERIENCE WITH INMATES:

I was astonished when seeing the inmates were jointly making garland like a jointfamily. Inmates are diversified people who were admitted in that home. As this home is in centre of the district, Coimbatore is named as Manchester of Tamil Nadu, many people around the India will come to work. Some were left in some public place by the family members, some were run from their family, some were facing domestic abuse by their family members etc. Everyone shared their experience and willingly answered the questions. Couple of North Indians were there and staying quiet long there.



VIDIYAL MAHALIR MARUVAZHUVU ILLAM UNDER SOCIETY FOR RURAL DEVELOPMENT

NAME OF THE HOME WITH ADDRESS:

No.14 Pillair Kovil Street, 2nd Cross, Thillaipuram, Namakkal TK & Dt
Pin Code: 637 001

DATE AND TIME OF VISIT:

24-12-2022,
6.00 P.M

INCHARGE PERSON, DESIGNATION AND CONTACT NUMBER

Mrs. Tamilselvi Superintendent, 72007 17678

STATUS OF HOME: Functional

I have started my journey from Coimbatore to reach Namakkal as this home is in the middle in my return journey. Hence I have visited this home also on the same day when I visited home in Coimbatore. This home is located within 2 kms of the Namakkal bus stand. I have already contacted the home and made appointment and informed when I started my journey from Coimbatore. They were in touch with me till I reach the home. Upon reaching the home they welcomed me with Aloe Vera Juice which inmates have made.



GENERAL CONDITIONS:

Out of all the home this home inmates are lactating women and child. I could see very few unmarried or those who doesn't have children. Office, recreational activities room in downstairs, residence are in 1st and 2nd Floor. I saw the watchman when I entered this home as this was in evening. I don't remember that I saw watchman anywhere may be warden act as a day watchman. Warden stays 24 hours per day. The infrastructure was big. They were happy to show all their works which was created by recreational activities. They even decorated the ground floors with their handicrafts, it was rather eye pleasing.



EXPERIENCE WITH CARETAKERS:

Superintendent whom I met was new one. So old superintendent came over to accompany me. Both have answered all the questions which is in questionnaire, earlier I have observed the surroundings which are needed to observe. Former Superintendent had the answers on finger tips than the new one. But new one were very competitive and gave the details as much as she can. I have entered the details in my phone directly and went upstairs to meet inmates.

EXPERIENCE WITH INMATES:

The residents were busy in dinner time, they offered me dinner also, but I am not sure I



had or not. After dinner I was able to meet the inmates and explained my purpose of visit and started to get answers for the questionnaire. Most of the inmates are lactating women, it is very hard to manage all. Even if food can be made common for lactating women, but child has diversified characters. I met few unmarried girls there, all were accommodated in same room. They told they are adapting to stay with those kids. It may be better to arrange different accommodation for them. I took much time to get answers from lactating mothers as they need to feed, to make sleep their child, but at last I completed my work and left. Former superintendent accompanied me to

bus stand waited upon till I get bus to salem.

NALVAZHVU SWADHAR GREH HOME FOR WOMEN, UNDER OMALUR BLOCKWOMEN UPLIFT ORGANISATION (OBWWUO)

NAME OF THE HOME WITH ADDRESS:

Nalvazhvu Swadhar Greh Home for Women,
under OMALUR BLOCK WOMEN UPLIFT ORGANISATION (OBWWUO)
Palaniappan Nagar, Near Nehru Nagar,
Anjanaiyar Koil Opposite, Omalur

DATE AND TIME OF VISIT:

27-12-2022,
12.00 P.M

INCHARGE PERSON, DESIGNATION AND CONTACT NUMBER

MR. KRISNAMOORTHY

President, 94882 22333

STATUS OF HOME: Functional

I have made appointment to visit this home a week ago. I should have visited the home before Christmas itself. As I have made appointment to visit long distance homes, I had to postpone to visit this home after Christmas. This home is in very interior part of the Omalur. I am not sure whether they have short cut to reach the home from bus stand.

GENERAL OBSERVATIONS:

This home is very big and spacious place with compound wall. Watchman, cook also stays in this campus but different place. This home is surrounded by greenish. They offered me tender coconut as welcoming drink. I have met counselor Akila and other staff. I previously explained about my visit to President's son, as I was in touch always with him only. He has made all arrangements for me after entered into home. I have been collecting the details form the counselor and other staff and entered into online. There was an inmate who is from Bhubaneswar, they couldn't get her any of the details, she alsosomewhat hostile to them and she doesn't understand local language. I have conversed with her in Hindi, she told they always give south Indian food not the north Indian and she refused to give her personal details to me. So I made appointment with my friend who is in my Balasore to take with her in Odiya, her mother language and gave his number to President's son. After completing the visit, they offered delicious lunch. Home incharges even arranges jobs and support them to work outside with safe travel.



EXPERIENCE WITH THE CARETAKERS:



They were humble and so polite to me. Caretakers openly answered all the questions. They took me to visit the entire building. This building has only ground floor but very spacious. I went during lunchtime so I was waiting to meet inmates till they finish lunch.

Counselor and other staff assisted me to collect all the data, which is needed to fill the questionnaire in Google form.

EXPERIENCE WITH INMATES:

Inmates were quiet friendly and answered the questions which is in questionnaire. I had to complete the questions first they who are going to work and continued with the rest later. Among all the inmates one lady is from Odisha and unable to have proper conversation with others, they didn't drive her out instead let her to do as she pleases as long as it hurts other inmates. They have separate cook to cook for inmates. I could see other state inmates more than localities.



**HEDS SWADHAR GREH HOME FOR WOMEN, UNDER HEALTH EDUCATION
&DEVELOPMENT SOCIETY**

NAME OF THE HOME WITH ADDRESS:

HEDS Swadhar Greh Home for Women,
under HEALTH EDUCATION & DEVELOPMENT SOCIETY
No. 63, SV Illam,
4th Cross, Anna Nagar, Kulithalai,
Karur

DATE AND TIME OF VISIT:

28-12-2011,
11.30 A.M

INCHARGE PERSON, DESIGNATION AND CONTACT NUMBER

Mrs. Palaniammal Chairman,
76398 05636

STATUS OF HOME: Functional

I was supposed to visit this home on 27th December itself. Because of travelling distance from Omalur to Kulithalai unable to meet this home on 28th December itself. So I went there on 28th December. As I am new to this area, not aware of the route, and got misguidance I planned to stay anywhere near Kulithalai. I got guidance to stay in Trichy and also was not feeling well, I reached Trichy and booked a hotel and stayed there from omalur. The next morning I reached kulithalai and explained the situation to the counselor Indra Gandhi, she comforted me by saying if I would have called her she would have arranged stay at home itself. Upon entering to leaving their hospitality was awesome. Breakfast, snacks, tea, Lunch, etc.

GENERAL OBSERVATIONS:

Home was like house. All were looking like family members. Even though it was looked like home but is not enough spacious to accommodate more. There were inmates from Nepal as

well. One Nepali is staying in a quiet time, she didn't reveal her true details, one of the inmates knew Hindi, she tried to get her details and she refused to give. I asked her to give her details, but she kept on lying with false informations. I met a girl who was



continuously abused by her relatives and one is got pregnant with extra marital affairs. One mother has brought her daughters also when they had no place to stay. They cultivate own vegetables. After completion of visit I was taken to main office of the Home NGO and happened to meet chairman madam and other staff. There they offered nice special coffee to me. After conversation some time I left.

EXPERIENCE WITH CARETAKERS:

Superintendent showed me all registers as it was well maintained and transparent. I collected the data from the two caretakers first and entered in Google forms and spent

some time discussing general information home and Even if she known



with about the inmates. has about the

home much, few data she couldn't give. So, we called the home NGO and get those details from them.

EXPERIENCE WITH INMATES:

Later I moved in counseling room, there I invited inmates one by one and collected details from them for the questionnaire. All are willing to share their experience before and after reaching the home and how they reached the home. Some inmates are studying and some are working. Those who are going outside are accompanied by any of the available staff. Pregnant women also being accompanied by available staff to her regular checkup. I was asked to give counseling to that pregnant lady to give up her child whom got conceived from extra marital affairs after birth and go back to her husband and their 3 years old daughter. She refused and have will to give up her legal lineal daughter for from the extra marital one. After completing my purpose I left from there back to Trichy to vacate room.



CENTRE FOR RURAL EDUCATION & ECONOMIC DEVELOPMENT SWADHAR GREH HOME FOR WOMEN, UNDER CENTRE FOR RURAL EDUCATION AND ECONOMIC DEVELOPMENT-(CREED)

NAME OF THE HOME WITH ADDRESS:

Centre for Rural Education & Economic Development Swadhar Greh Home for Women,
under CENTRE FOR RURAL EDUCATION AND ECONOMIC
DEVELOPMENT- (CREED)

No.23, Aranganathan Nagar, Near Chinnamarket, Chidambaram Tk, Cuddalore Dt

DATE AND TIME OF VISIT:

29-12-2022,

1.30 P.M

INCHARGE PERSON, DESIGNATION AND CONTACT NUMBER

Dr.V.Nadanasabapathy Chairman,

94432 62222

STATUS OF HOME: Functional

This Home is located in Chidambaram, Cuddalore District, the environment conditions are good, inmates are having good relationship with caretakers and incharge persons. There are more inmates approaches the home directly by the word of discharged inmates and other reasons. This home consists of G+2 floors. I have made appointment to come here directly from Kulithalali from same day itself. Because of mis calculation of time I had to come the next day. My arrival was just as lunch time, they treated me lunch first with the delicacies of Chidambaram, then started to discuss my purpose of visit.

GENERAL OBSERVATIONS:

As I have already made appointment with them through mail and over the phone, Chairman sir was waiting me to greet. Upon greeting he left to handle the other works. I met counselor, superintendent and warden later to collect the home details from them. This is the first home I can see more inmates are joining with the words of previously stayed inmates. From the care takers I heard Chairman personally sponsoring couple of students fully to study.

I met one inmate who looks like paranoid in everything. She complained a lot about other inmates and even about caretakers, both are cahoots to corner her in everything. Hence she brought food from outside for her.

But the inmates and caretakers shared that she is acting like the princess. I had to listen both side and gave counseling to her when she shared her own story as Gold cage and wanted to come out from that gold cage and met a man and had extra marital affair with him, later her marital family found out and not allowing her to meet her children (Legal Lineage) threatening her to kill if she comes to her maternal or marital home as both home are neighbors and relatives even before marriage. Ground floor consists office room, counseling room, waiting room were there. 1st floor has few dormitory, kitchen, living room and 2nd floor fully has dormitories. I found there was no privacy in dormitory and the no of rest room can be increased.



EXPERIENCE WITH CARE TAKERS:

The Superintendent Sivagamy and other staffs were eagerly enquired my purpose of visit and willingly shared all the details and information which are needed to fill the questionnaire. They even hired a counselor who is doing full time family counseling for the sake of the inmates. Before meeting the inmates staff has shared me the background of all the inmates and what they are doing now. Chairman and other staff are arranging jobs for inmates near the surrounding of the place of the home. Those who are available to go for job, they go and do the job and come back after their work ends.



EXPERIENCE WITH INMATES:

Before collecting data from the residents one by one, I have visited their dormitory, kitchen rest room etc., Dormitory is located in 1st and 2nd floor spacious but not that much privacy. It would be best if they increase the number of toilets also. When I met the inmates they were watching TV, most were making garlands to sell. But I don't see any other recreational activities. In this home only more inmates are coming by the words of the previously stayed inmates. After meeting them I have invited the inmates one by one in downstairs in office room to answer the questions for questionnaire. Everyone responded to the questions put forth to the residents without any hesitation. The residents were comfortable with me in answering the questions. The data collection was very easy. The residents said that they are happy in this home without any distress.



**AASHRAYASWADHAR GREHHOME FOR WOMEN UNDER
AASHRAYAANDHRA MAHILA SABHA**

NAME OF THE HOME WITH ADDRESS:

**AASHRAYA SWADHAR GREH HOME FOR WOMEN UNDER AASHRAYA
ANDHRA MAHILA SABHA**

No.21/12, Rosary Church Road, Santhome,

Chennai -600 004

DATE AND TIME OF VISIT:

6-1-2023,

11.00 A.M

INCHARGE PERSON, DESIGNATION AND CONTACT NUMBER

Dr. Urmila Vaidyanathan, Secretary,

98413 16967

STATUS OF HOME: Functional

I have struggled to get appointment in three homes. I have mailed her by explaining the purpose of visit. Among the three homes, this is one home. I practically felt it was very tough to handle the secretary. Whenever I call her to get appointment she started to enquire about funds. She gave counselor Priya madam contact number, to contact her upon reaching the home.

GENERAL OBSERVATIONS:

This Home is located in Chennai, the environment conditions are fine, this home is being monitored by Andhra Mahila Sabha. This home can be considered easy accessible in many ways may be because of the location. Even though the premise has single entry, the office room and the inmates rooms are separate but it is inwardly connected. This building is G+1 in structure. Inmates are staying in both the floors. They have appointed a cook to cook for all the inmates who have stayed as inmates earlier. Students/inmates received phone as an aid to their study from home. As this home is in Chennai, culture, inmates' needs, inmates' expectations, access to home etc are different from other homes. Here everything seems to be high and easy. Some inmates are approaching home by themselves after browsing online and few have transferred from other homes. There was a spacious children play area and a compatible tailoring room. Inmates were accommodated based upon the category such as students, working women, mother with child etc.,



EXPERIENCE WITH CARETAKERS:

Initially I was assigned to meet Ms. Priya, Counsellor, when I arrived there she greeted me and introduced me to other staff and left to treat her dental issue. I met another staff to get details to fill the questionnaire, I am not sure either she didn't have authorize those details to me or she was not aware. It took much time to finish the 2 questionnaire on behalf of the care takers. If I ask one questions they will other 2 more staff, then they will answer me. There was a staff from home NGO treated me as either hostile or I was unwelcomed. The caretakers worried about non release of grant from the Government and said that secretary used to arrange money to functioning this home. She told she spent nearly 2 Lakhs to white wash the building.



EXPERIENCE WITH INMATES:

As the home is in Chennai, inmates those who want or capable are allowed to study, work, learn some recreational activities outside. Those who don't want they can be at home to do recreational activities which is being taught by a staff there. I could find few mothers who are with child there. When I visited, there was a new admission through one staff centre staff a mother with her daughter. After receiving them they gave them whichever is needed to refresh and then gave food to them. As it was lunchtime, I had conversation inmates one by one after finishing their lunch and able to collect the data whichever is needed to fill the Google form. Before I leave they offered me coffee and asked me to have lunch, which I politely refused the later and accepted the former. Even upon leaving secretary, mam nagged me about grant.



NESAM SOCIETY SWADHAR GREH HOME UNDER NEO EDUCATION SOCIAL AWARENESS MANAGEMENT SOCIETY

NAME OF THE HOME WITH ADDRESS:

NESAM SOCIETY SWADHAR GREH HOME
UNDER NEO EDUCATION SOCIAL AWARENESS MANAGEMENT
SOCIETY

833, 55D/1, Thiruvalluvar Nagar, Vettavalam Road,
Thirvanamalai District.

DATE AND TIME OF VISIT:

11-01-2023,
6.30 PM

INCHARGE PERSON, DESIGNATION AND CONTACT NUMBER

Mrs. Shalini Robin Treasurer,
94435 37405

STATUS OF HOME:

Functional

I have approached this home first time after explaining my purpose of visit when I went I met Warden Deepika and other staff. While I was collecting the data from the caretakers, treasurer madam asked me to send the authorization or authority on whom I represent. I have forwarded the mail, but she was not satisfied and asked me to leave the home. I did as she said. After receiving authorization letter, I have forwarded her, she gave permission to complete to collect the data, I made appointment again, but I couldn't honor. Third time I got appointment again, it was getting late to reach the home, I reached there by 6 P.M only. When I conveyed her that I have reached the home, she asked her staff to cooperate with me. They offered dinner to me which was delicious and sponsored on that particular day.

GENERAL OBSERVATIONS:

This Home is located in Thiruvannamalai District, the environment conditions are fine, they have separate building G+2 structure with nice environment and take care putting much effort in taking care of the inmates. Office Room, Living room, Kitchen are located in ground floor, Computer room, recreational activities room in 1st floor, dormitory in 2nd floor. It was enough space to accommodate the inmates.



EXPERIENCE WITH THE CARETAKERS:

I haven't met the Treasurer Madam till the end. She cooperated with me over the phone call only. Care takers were good in character in both the visit but they are also answerable to their superior. They have cooperated with me very well in both the visit and assisted me to fill the questionnaire in Google form. When my mobile has poor battery offered me charger to charge my mobile. They explained the situation of the home and background of the inmates. They support the child of the inmates to study in nearby schools.



EXPERIENCE WITH INMATES:

As I have been there twice, they felt me very familiar and didn't guard anything against me. When I visited first time I casually met them, haven't acquired any data to fill in the form. During my second visit, I was able to meet them one to one and able to collect the information about their stay in the home. All said positively about the home and staff and asked me to have dinner with them. The data collection process with the residents was very easy. The residents who stayed there were so happy in that home.



UJJAWALA HOMES

2 Ujjawala Homes were visited in Tamil Nadu for the purpose of the research.

UJJAWALA ADHARAVATRA PENGALUKKANA MARUVAZHVUILLAM, UNDER BHARATHA FAMILY WELFARE FOUNDATION

NAME OF THE HOME WITH ADDRESS:

Ujjawala Adharavatra Pengalukkana Maruvazhvu Illam, under Bharatha Family Welfare Foundation

No. 132, Samyappa Nagar, Tiruturaipoondi-614 713

DATE AND TIME OF VISIT:

30-12-2022,

4.30 P.M

INCHARGE PERSON, DESIGNATION AND CONTACT NUMBER

Mr. Manimaran Secretary, 99422 27001

STATUS OF HOME: Functional

This is the only home I have travelled such a long time in day, and took many buses to reach the home. I have made the appointment to visit this home on 29th itself after visiting the home in Chidambaram. But because of travelling distance I couldn't reach as planned. I have made appointment over phone to visit this Ujjawala home, he immediately accepted because the other field Investigator in Tamil Nadu had already visited Swadhar Greh Home under this foundation. She only recommended me to visit this home as one other home is not functional. On the day of visit secretary sir was engaged in local festival during my visit. I contacted secretary of the home and inquired him about the location of Ujjawala home. With the guidance of him I reached the home.

GENERAL OBSERVATIONS:

The building was big. Inmates are staying in downstairs, staff of other home under same foundation are staying in first floor. The General condition of the building is not positive at all.

There is no proper bed, poor accommodation, there are not much recreational activities, inmates are feeling they are stuffed inside the building. Normally in Ujjawala Homes

Mentally challenged people also be accommodated, normal inmates discriminates the mentally challenged inmates, it can be avoided.



EXPERIENCE WITH THE CARE TAKERS :

I met Supervisor and Counsellor in the home and they were not much aware to answer my all questionnaire to fill the Google form. Hence I have collected all the information which they know that day.



EXPERIENCE WITH INMATES:

Inmates were very eager to share their experience, needs, and the data collection process with the residents was easy and they have responded to me without any hesitation. While

speaking with them I found most of them are nothappy but because of no other choice they live there. Few want to go to their family but they are ignoring them and refusing them to take back to home. Some family members are even hard to trace them. I felt sorry for them, but I am unable to do anything for them.



**SRDPS SWADHAR GREH HOME UNDER SOCIETY FOR
RURALDEVELOPMENT PROMOTIONAL SERVICES,**

NAME OF THE HOME WITH ADDRESS:

SRDPS SWADHAR GREH HOME

UNDER SOCIETY FOR RURAL DEVELOPMENT PROMOTIONAL
SERVICES,

No.437, Pasumai Nagar, Paremasan Nagar, Achamangalam, Tirupattur,

Tamil Nadu 635 601.

DATE AND TIME OF VISIT:

12-01-2022,

1 PM

INCHARGE PERSON, DESIGNATION AND CONTACT NUMBER

MRS. TAMILARASIPRESIDENT, 9443437647

STATUS OF HOME: Functional

This Home is located in Thirupattur, Thirupattur District, the environment conditions are fine, they have separate building campus with nice environment and other many homes such as women's home, child home, men home, old age home etc., altogether they are taking care of Ujjawala home in good way. It was very challenging to get appointment from this home. Initially I have contacted a lady, she has given me a number to contact another person. I contacted him and explained the purpose of appointment. He asked to mail, I did the same. I haven't neither received reply via mail no he picked my call for days. Hence I again called that lady and conveyed the same and asked her to contact him and kindly arrange a meeting. After couple of days I got appointment to visit the home, I initially planned to visit the Chennai then to Tripattur on one Saturday. I couldn't do so because of distance, hence I contacted them and conveyed that I was misguided about the travelling time, I am unable to come as said and requested to give permission to another day and I mailed the same.

Again I couldn't reach him afterwards one day he said I need to contact chairman madam, I didso, she said you contact that sir, he will guide you further. I again reached him and conveyed what chairman said and made appointment again to visit the home. Home is quite interior but transport is available from Tirupattur bus stand.



EXPERIENCE WITH CARE TAKERS:



On the day of visit one guest was throwing birthday party, I had met the care taker and explained my purpose of visit. By that time chairman and my contact person was away, so

I had met other caretakers and collected the data. As this campus has other homes they are doing many projects, activities when compared to other homes. This home is quiet popular among the district and many inmates are being brought by various other parties.

EXPERIENCE WITH INMATES:

It was nice experience with the inmates that they have shared their experience in the home while their staying. I personally believed that as there were many homes in the single campus they won't feel that much loneliness, frustration etc., They used to have food in common dining room and spend time with others. They are being given identity card if they haven't brought any identity card and even home has taken step to take aadhaar card under the care address of Chairman.



CONCLUSION:

It was a very sensible idea to have Swadhar Greh to help out the women who are under distress, left unattended, need to take care for some time. It would be great if there will implementation of common system to be followed in all the homes, but it is quite impossible as diversified geographical area, diversified people and diversified age group. Some inmates are coming to stay for a day or week, some for years. It is suggestible that arrear and regular funds can be released. It is suggestible that caretakers salary can be increased. In some home inmates are not allowed to go out it will create them psychological stress. In all in all the field investigation has provided many insights toward the society and taught many new things.

Report on Gujarat-

SWADHAR GREH: PRAGNA CHAKSHU MAHILA SEVA KUNJ,

SURENDRANAGAR

1. Swadhar Greh: Pragna Chakshu Mahila Seva Kunj, Nirmalnagar, Surendranagar, Gujarat.
2. I met with the Mrs. Muktaben Dagali who is the founder as well as the caretaker of this Swadhar Greh.
3. Date and Time: 27th January, 2023; 10:00 am
4. The Swadhar Greh is fully functional and houses 49 women and a child, out of which 45 women are blind and 4 women live along with a child.
5. The Swadhar Greh is located on Surendranagar-Rajkot highway on the outskirts of the city. This Swadhar Greh has a huge building and holds the capacity to house around 50 women as told by the caretaker. Each room houses 3-4 residents and has an attached bathroom to it. The Swadhar Greh has a very large kitchen almost the size of the hall and all the residents eat there. The cleanliness maintained in the premises is impeccable.
6. This is the only institution in India which takes care of the Blind Women and help them become independent through various vocational trainings. It is to be noted that the founder Mrs. Muktaben Dagali herself is blind also takes on the role of a caretaker and personally looks into the needs of these blind women. The caretaker, as well as the residents were extremely cooperative and responded to each question asked by me. Mrs. Muktaben Dagali is assisted by her office and trust staff to take care of the residents of the Swadhar Greh.
7. All the residents were responsive to every question posed before them and on personal interaction,

I found that after coming to live in this Swadhar Greh they had been extremely happy since they were not treated differently just because of their disability, in addition to it, they were given vocational training to make them independent. I also visited their rooms and they were in liveable conditions. The residents knew their way around the Swadhar Greh, and if they needed any help, they were assisted by the staff of the Swadhar Greh. I had individually conducted each interaction and the residents were not at all hesitant to answer to my questions. They were content to have found such a place to live where they could live with dignity.

8. This was by far the most different experience for me since most of the residents of this Swadhar Greh were blind and still they managed to be extremely self-sufficient. In addition to this, the founder Mrs. Muktaben Dagali and her staff showed me around the whole Swadhar Greh and gave certain suggestions w.r.t efficient functioning of the Swadhar Greh which they wanted to be implemented. It was a request made by her that the State Government help them regarding funds to run the institute as well as provide more staff for the Swadhar Greh so that they can take utmost care of the residents at large. Also, she requested that more vocational courses should be provided to the residents so that they remain occupied and can become independent when they wish to re-integrate in the society.

Society Regd. No. Guj / 3522 / Surendranagar

Income Tax Exemption u/s 80(G) & FCRA

Trust Reg. Act F / 3480 / Surendranagar

Inspired by C.U.Shah

Shri Pragnachakshu Mahila Seva Kunj

▪ (THE INSTITUTION SERVES BLIND FEMALES & MALES) ▪

Organized :

- 1) Ku. Vinoda K. Shah Andh Mahila Kelavani Kendra
- 2) G.U.Shah Andh Kanya Madhyamik Vidhyalaya
- 3) Inclusive Education Project
- 4) Industrial Training Institute
- 5) Swadhar Greh



Adjacent to : B/H Dada Bhagwan Mandir,
Opp. Jalaram Petrol Pump,
Muli Road, Surendranagar- 363 020
Ta. Wadhwan, Dist. Surendranagar.
P. Box No. 18, (Gujarat) India
Phone. 87586 71863, 76987 43093,
Mo. 7026609915

Website : www.pragnachakshu.com • e-mail : pragnachakshu@gmail.com

O. W. NO. ૧૨૫૪ / ૨૦૨૩

Date : 27 - 01 - 2023

Dear Sir,

We are currently housing 45 women who suffer from blindness and some of them are multi-handicapped as well as 4 other women including a child in our Swadhar Gruh. Additionally, we just have one caretaker for taking care of women in the Swadgar Gruh.

Thank you.

R.H.T. 01
Mukta P. Dagli
L

Yours Sincerely,

Muktaben Dagali

(Founder-Secretary of Swadhar Gruh)


Secretary,
MUKTA P. DAGLI
Padmashri Awardee
Shree Pragnachakshu Mahila Sevakunj
Surendranagar

MUMBAI ADDRESS : C/o. Shah & Shah Associates, A-Block, Wankhede Stadium, Next to Shashi Prabhu Office, D-Road Churchgate, Mumbai- 400 020, India. Office : 7045945495



SWADHAR GREH: JAGRUT MAHILA SANGATHAN, ANAND

- Swadhar Greh: Jagrut Mahila Sangathan, Opposite Grid, Lambhvel Road, Anand - 388001
- I met with the Mrs. Ashaben Dalal who is the President of this Swadhar Greh.
- Date and Time: 20th January, 2023; 9:00 am



- The Swadhar Greh is fully functional and houses 5 residents and a child.
- The Swadhar Greh is in the heart of the city and has accessibility to all the markets. This Swadhar Greh has a huge complex and the residents of the Swadhar Greh live on the second floor of the complex. The first floor consists of the training room where in the vocational training is provided. And the ground floor consists of the office as well as counselling room. The premises of the Swadhar Greh were extremely clean, which includes where the residents stay, the bathrooms, training rooms as well as the general premises of the house. The Swadhar Greh is extremely well-maintained and is in absolute liveable conditions.

- The staff and the caretaker were extremely welcoming and accommodative and answered to every question and query posed by me. The staff also talked about the different issues faced by them w.r.t. the efficient functioning of the Swadhar Greh.

- All the residents were extremely cordial and responsive. There was extreme understanding



between the residents and the caretaker, and in no way, I felt that the residents were hesitant in front of the caretaker. It is to be noted that I took individual interviews while collecting data and the caretaker or any other official was not present in the room during the same. I had no issues in collection of data during this visit.

- This Swadhar Greh has been functioning very efficiently, and it has been very well-maintained. The reason as

stated by President Asha Dalal w.r.t few residents in the Swadhar Greh is that, there is a Sakhi One Stop Centre nearby, wherein they provide shelter, legal and counselling services to the women.





Reg. E/1827/ANAND



Jagrut Mahila Sangathan

President : Asha Dalal, M.A., LL.M., Advocate, Ph.:02692-248457 (R) Secretary : Kokila Patol, B.Com., LL.B.
Opposite Grid, Lambhvel Road, Anand - 388 001. Ph.: (02692) 243218 / 266045 / 243219 / 267133
Fax No. : 02692 243218 E-mail : jagrutmahila@yahoo.co.in

Recipient : Mahila Samraksha
Award 1997 Rs. 1,00,000

Approved Projects

A=Anand, B=Borsad

N=Nadiad, P=Petlad

- Family Counseling Center (A-85)
- Day Care Center (A-98)
- Apna Ghar : Short Stay Home (A-95)
- Working Women's/Girls Hostel (V.V.Ngr-97)
- District Multi Purpose Woman Welfare Centre-Anand
- Taluka Multi Purpose Woman Welfare Centre-Petlad & Borsad
- Lead NGO Anand District Sakhimandal-Lead NGO Anand, Borsad, Petlad, Torapur, Khambhat
- Helpline 24 hours
- Widow Training
- RCH Programme Kheda District


Other Activities

- Legal Education
 - Gender Sensitization.
 - Women's Awareness Camp
 - Karate Training
 - Exhibition.
 - Women's Co-operative Activities.
 - Women's Kamdar Sangh
 - Income Generating Training
 - Rain Water Harvesting
 - Solid Waste Management
- 100X3 10-12

dt:- 20/1/23

Certificate

This is to certify that we have 5 women + 1 child (with mother) inmates residing at our swadhar gruh on 20th January 2023. This is certified as per our record.


(Asha Dalal)

President
President
Jagrut Mahila Sangathan

SWADHAR GREH: THE GUJARAT MASTURAT MAHILA SEVA TRUST,

AHMEDABAD

- Swadhar Greh: The Gujrat Masturat Mahila Seva Trust, B/55, Javed Park Society, Opp Prachina Society Juhapura, Sarkhej Road, Ahmedabad -380055, Gujarat.

- I met with the Mrs. Rehanabanu who is the Counsellor of this Swadhar Greh.

- Date and Time: 12th January, 2023; 3:00 pm

- The Swadhar Greh is fully functional and has been working efficiently.

- The Swadhar Greh is within the city limits of Ahmedabad and it is a bungalow, located in a



housing society and has accessibility to all the markets. The Swadhar Greh has adequate space, however, the hygiene was not maintained in the premises. The bathrooms are located inside the bungalow premises but outside the house. They've a very small kitchen, and its hygiene was also in poor condition. It was a liveable home, however, more cleanliness would improve the quality of life of the residents. When I visited the Swadhar Greh, medical inspection of the residents was already ongoing.

- There were no issues in collection of data from the staff and the caretaker. They were extremely welcoming and co-operative as well as receptive to all my questions. Since, they were Muslim women, they refused to get photos clicked with me.
- The residents of the Swadhar Greh were extremely welcoming and answered to all my questions in a proper and honest way. They were quite happy about living in the Swadhar Greh and told they had been given new lease of life here. It was the complaint of many young residents that they were not allowed to work outside unlike the elder ones who used to go nearby to work as house-helps and cooks; due to which there was no improvement in their economic conditions. They had complaints about getting very low pocket-money, cleanliness in the Swadhar Greh and been given very less vocational training.
- I was informed by the caretaker that a new building was under construction for a better Swadhar Greh in Ahmedabad only, and they would shift the residents once the construction of that house is complete. The Swadhar Greh is running efficiently and well, the only problems being hygiene, lack of vocational training and the biased attitude of the caretaker regarding women working, in my opinion.



SWADHAR GREH: MATRUCHHAYA NARI SANRAKSHAN GREH,

GANDHINAGAR

- Swadhar Greh: Matruchhaya Nari Sankrakshan Greh, Sector-12, Near Rural Technology, W.W.W. Compound, Opp. Vishwakarma Temple, Gandhinagar.
- I met with the Mrs. Jashodaben Joshiyara who is the Secretary of this Swadhar Greh.
- Date and Time: 17th January, 2023; 2:00 pm
- The Swadhar Greh is fully functional and has been working efficiently.



- The Swadhar Greh is in the quiet neighborhood of Gandhinagar, within its city limits.
- The Swadhar Greh has adequate space for housing all the residents as well a small playground is there at the backside of the Swadhar Greh.
- The cleanliness of the Swadhar Greh is very well maintained and the rooms where the residents used to live had adequate space.
- There were no issues in collection of data from the staff and caretaker. They were extremely welcoming and co-operative as well as receptive to all my questions. Since, the certain residents came to live in the house through court order, and due to the reluctance of the residents, they refused to get a picture clicked with me.



- The residents of the Swadhar Greh were extremely co-operative and honestly answered all my questions. They were not at all hesitant to answer my questions, neither were they reluctant to answer questions. I had asked them questions in a separate room, which did not include the caretakers or the staff. The residents have been getting vocational training in stitching and embroidery and have been putting those skills into use by doing embroidery and stitching work

to earn money. The money earned is distributed amongst the residents in their bank account.

- This Swadhar Greh has been functioning very efficiently, and it has been very well-maintained.



Since the residents are provided with adequate and effective counselling, none of the residents have lived at the Swadhar Greh for a very long time. Additionally,

there is a Sakhi

One Stop Centre

nearby, wherein

they provide

shelter, legal and

counselling services to the women, due to which the

residents living in the Swadhar Greh are less.



Date : 17-01-2023.

Dear Sir,

We are housing one resident who is mute and deaf. Additionally, we have one caretaker in our Swadhar House.

श्री. ज. म. जोशीगारा
निवासी अधिकारी

स्वधर गृह

नारी संरक्षण गृह

सेक्टर-१२, गांधीनगर

J. M. Joshiyara.

[Residential Superi-
tendent]

Matruchaya Swadhar
Gruh.

SWADHAR GREH: SWADHAR GREH KENDRA AHWA, DANG

- Swadhar Greh: Swadhar Greh Kendra, Juni various colony, Near talav, Vedanti English Medium School, Ahwa, Dang
- I talked to Mr. Rameshbhai Dhavlidod who is the trustee of this Swadhar Greh. I got the contact of Rameshbhai Dhavlidod from Mrs Bhavikaben Ganvit who was one of the staff in the Swadhar Greh before she quit it. I had got contact of her from the documents provided by the Commissioner of Women and Child Welfare.
- Date: 09th January, 2023, 12:00 pm
- The Swadhar Greh is functional, however, there are no residents currently living in this Swadhar Greh. To substantiate it, there is a letter stating that currently there are no residents living in the Swadhar Greh by the officials of the Swadhar Greh.

કમિશનર મહિલા અને બાળ વિકાસ વિભાગ ગુજરાત રાજ્ય ગાંધીનગર માન્ય
શ્રી બજરંગી સાર્વજનિક વિવિધ કાર્યકારી મંડળ, ઘવલીદોડ, આહવા, જિ. ડાંગ ૩૯૪૭૧૦ સંચાલિત

“ સ્વધારગૃહ ” કેન્દ્ર

જુની વેરીયસ કોલોની, તળાવ ઉપર વેદાન્તી ઇંગ્લીશ મીડિયમ સ્કુલ પાસે તા. આહવા, જિ. ડાંગ
રજી.નં.કમલ/પજન/સ્વધાર/મંજુરી/૮૭૦/૧૯૨૦-તા.૨૯/૦૨/૨૦૨૦

Gmail.I'D:- swadahargrehahwadang@gmail.com

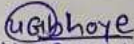
મો. નં. ૦૨૬૩૧-૨૨૧૨૯૪/૯૪૨૭૮૭૦૫૯૪

જા/નં./સ્વધારગૃહ / /

તારીખ: ૨૧/૦૧/૨૦૨૩

Certificate

This is to certify that currently there are no residents staying at our swadhar gruh on 29th January, 2023 as per our certified record.


Resident Superintendent
Swadhar Greh, Ahwa
Dist. Dang

UJJAWALA HOME: SHREE SIDDHI KHADI GRAM UDYOG KELVANI

SANSTHA, LAMBHA, AHMEDABAD

- Ujjawala Home: Shree Siddhi Khadi Gram Udyog Kelvani Sanstha, Padmavati Society, Opp. Indranagar 2, Lambha, Ahmedabad
- I met with the Mrs. Jyoti Dewetiya who is the Manager of this Swadhar Greh.
- Date and Time: 10th January, 2023; 2:30 pm
- The Ujjawala Home is working, however, there were a lot of issues with the home.
- The Ujjawala Home is in the outskirts of Ahmedabad City near industrial area. I had a meeting with the caretaker as well as the manager of the Ujjawala Home. Beside the office of the Ujjawala Home, a separate room had been allotted for someone else's office.



- There were a lot of issues in collecting the data from the caretaker. I did not get honest responses from the questions I posed to the caretaker. When I started filing up the google form wrt the questionnaire of the Ujjawala Home Caretaker, to every question regarding providing facilities, their answer was always in agreement i.e., YES which was suspicious. Secondly, when I insisted to see

the Ujjawala Home and the residents residing in it, the caretaker as well as the manager were reluctant to show me around. Additionally, I asked to call the residents for the questionnaire but the officials showed reluctance and said that they won't answer to your questions and that it was futile to call them. The manager and the caretaker just showed me the room, which they called the training room which, where the residents were working on sewing machines at a very large scale. It felt that the residents were being exploited by the caretaker and the manager for commercial purpose of selling whatever the residents were sewing upon.



- I couldn't get a single response from the residents since they were reluctant to speak in front of the caretaker. On much persistence, a lady came, but as soon as 10-15 questions were asked by me, behind my back the officials possibly made an eye gesture due to which she refused to answer more questions and went away. I called my Superior Ms. Pratikalpa Sharma and made her talk to the manager also, but the manager refused to help me regarding this. Moreover, when I wanted to talk to another lady, the caretaker denied me to do the same, but somehow, I managed to talk to a resident, who refused to talk to me because even she was threatened by the caretaker to talk and reveal anything to me. I was not even showed the rooms, the residents used to live in.
- After visiting the Ujjawala Home and looking around, it is my very strong opinion that something is amiss this Ujjawala Home and proper and thorough inspection should be done by appropriate



authorities regarding the same. In addition to this, the residents are being exploited for commercial purposes by the manager and the caretaker running this Ujjawala Home. In my opinion, the women living in this Ujjawala Homes are being exploited for commercial purposes. Overall, it is my opinion that the appropriate authorities should investigate the functioning of this Ujjawala Home and rescue the residents from being exploited.

Report- Rajasthan

INDEX

S. No.	Shakti Sadan- Swadhar Greh Visited
1.	Report on Swadhar Greh- “Shakti Stambh”- Jaipur, Rajasthan
2.	Report on Swadhar Greh- “Shakti Sadan”- Kota, Rajasthan
3.	Report on Swadhar Greh- “Shakti Sadan”- Bundi, Rajasthan
4.	Report on Swadhar Greh- “Shakti Sadan”- Baran, Rajasthan
5.	Report on Swadhar Greh- “Shakti Sadan”- Udaipur, Rajasthan
6.	Report on Swadhar Greh- “Shakti Sadan”- Dungarpur, Rajasthan
7.	Report on Swadhar Greh- “Shakti Sadan”- Bhilwara, Rajasthan
8.	Report on Swadhar Greh- “Shakti Sadan”- Jhunjhunu, Rajasthan
9.	Letter issued by Samaj Kalyan Department Rajasthan

Report on Swadhar Greh- “Shakti Stambh”- Jaipur, Rajasthan

Name of Swadhar Greh- Swadhar Greh ‘Shakti Stambh’ ‘RUWA’

Address of Swadhar Greh- Satish Chandar Vachnalya bhawan, Pt. Dindayal Upadhaya circle, Janta colony, Jaipur, Rajasthan, 302004

Contact person- Ms Shashi Lata, Secretary

Date of visit- 03 February 2023

Time of visit- 11:30 AM **Status of home-** Functional **Experience:-**

RUWA Swadhar greh has a small garden for every resident who is staying there. This Swadhar greh was neat and clean, CCTV cameras were also installed on the premises and also has open ground for all residents staying there. The building of this Swadhar greh seems enclosed but has proper ventilation. This Swadhar greh is situated at a perfect place at adarsh nagar in Jaipur.



(Swadhar Greh- Shakti Stambh run by RUWA, Jaipur, Rajasthan)

On 30th January 2023, we visited Swadhar Greh for data collection. We were not permitted by the Secretary, RUWA for data collection and told us to come after 2 days as they did not have the proper authority to give consent for the data collection. Thereafter, after discussing with the President of RUWA we were given due permission to proceed further with the survey work. On 1st

Feb 2023, Aashish Tolia had a word with the president and took the date and time for the visit and data collection which was on 3rd Feb 2023 after 10:00 AM.

Staff members were cooperative and helped in data collection.



(With President and caretakers of Swadhar Greh- Shakti Stambh, Jaipur, Rajasthan)

Every resident was looking happy and satisfied with the facilities which were provided to them. Residents were answering all the questions normally without any hesitation. They also told us that some residents go out for a beauty parlour course in nearby areas. They also help residents in continuing their studies in any course and also give them financial help for study and necessary items.

ई मेल : ruwa.ruwa1987@gmail.com
वेबसाइट : www.uniraj.ernet.in

फोन नं. : 91-141-2601261, 2609737
फैक्स नं. : 91-141-2609737



स्वाधार गृह 'शक्ति स्तम्भ' 'रूवा'

सतीश चन्द्र वाचनालय भवन, पं. दीनदयाल उपाध्याय सर्किल, जनता कॉलोनी, जयपुर
राजस्थान विश्वविद्यालय महिला संस्था 'रूवा' द्वारा संचालित
महिला एवं बाल विकास मंत्रालय, भारत सरकार द्वारा अनुदानित

RUWA/SG/42/23

स्वाधार गृह (शक्ति स्तम्भ), रूवा, सतीश चन्द्र वाचनालय भवन, पं. दीन दयाल उपाध्याय सर्किल के पास, जयपुर का दिनांक 3 फरवरी 2023 को राष्ट्रीय मानवाधिकार आयोग एवं गुजरात राष्ट्रीय विधि विश्वविद्यालय द्वारा सर्वेक्षण किया गया। सर्वेक्षण के दौरान होम पर रहने वाली कुछ निवासिनियों से बातचीत की तथा होम की अधीक्षिका एवं परामर्शदात्री से होम के संचालन के बारे में विस्तार से बात की।

Sangita

संगीता जादौन

परामर्शदात्री, स्वाधार गृह

शक्ति स्तम्भ, रूवा

Swadhar Greh

(Shakti Stambh)

Satish Chandra Vachanlaya
Janta Colony, Jaipur

सतीश

अधीक्षिका, स्वाधार गृह

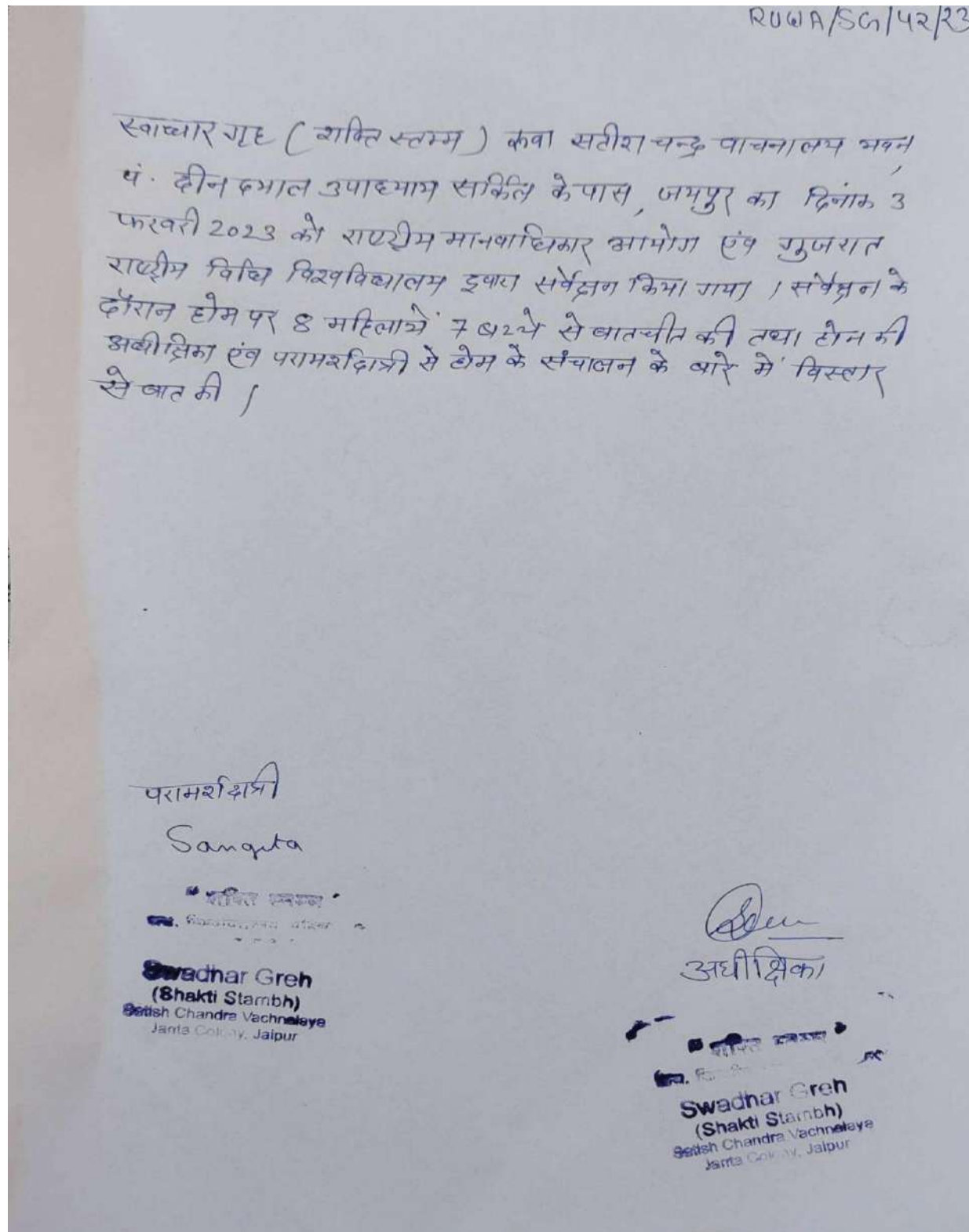
शक्ति स्तम्भ, रूवा

Swadhar Greh

(Shakti Stambh)

Satish Chandra Vachanlaya
Janta Colony, Jaipur

(Letter no. 1 given by Swadhar Greh Jaipur)



(Letter no. 2 given by Swadhar Greh Jaipur)

Report on Swadhar Greh- “Shakti Sadan”- Kota, Rajasthan

Name of Swadhar Greh- Swadhar Greh Kota, Vinayak Research and welfare society Kota

Address of Swadhar Greh- Makan no. 118, New Gopal Vihar, Bajrang Nagar, Kota

Contact person- Ms Dhankanwar Bhatt, General Manager

Date of visit- 07 February 2023

Time of visit- 10:30 AM

Status of home- Functional

Experience:-

The **Swadhar greh of Kota** is run by **Vinayak Research and Welfare Society (NGO)**. This Swadhar greh is in a residential area where many families lived. This home has good ventilation, a neat and clean place to stay and also having.



(Swadhar Greh- Shakti Sadan, Kota, Rajasthan)

We did not face any problems in data collection and even the staff was cooperative. And residents were answering all the questions happily and they also told us that whenever they wanted to make anything for eating they could make it there. They were living life as everyone used to live at their home.



(With the Secretary and residents of Swadhar Greh Kota, Rajasthan)

Residents are living happily in this Swadhar greh and some of these residents were also helped by Swadhar greh in continuing their studies, one of the residents came from her coaching classes. The Swadhar Greh takes utmost care of their residents and they encourage residents to gain side income from beauty parlour services to clients nearby, mehendi service to the neighborhood, cloth bags for municipal Corporation projects, agarbatti packaging and rent the clothes of the bride along with jewellery to gain the income which is playing a significant role in running the expense of Home as well as provides a better standard of living to the residents.

Despite the non-issuance of funds from the competent authorities, Smt. Dhankawar Bhatt is so involved in social service that she has mortgaged her own gold ornaments and taken a gold loan from Muthoot finance company to run the Swadhar Greh.

All the residents share a great bond of understanding with the staff and enjoy their stay at the Swadhar Home. They are fully equipped with all the amenities and nothing is expected on their behalf except an increment of the pocket money of ₹100 per person per month to ₹500 per person per month. They also told us that they are preparing for the marriage of their 2 residents which is within the next 2 days.

रजि. न. :- 173/04-05

Mob:- 9571436959

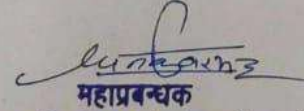
विनायक रिसर्च एण्ड वेलफेयर सोसायटी कोटा

ब्रांच ऑफिस:- D4-204, महालक्ष्मीपुरम, बारा रोड कोटा

अध्यक्ष
सौरभ गोयल
क्रमांक:- 109

महाप्रबंधक
धनकंवर भट्ट
दिनांक 7/02/2023

स्वाध्याय गृह (शक्ति स्तम्भ) मानक भवन, मकान नम्बर 118, न्यू गोपाल विहार, बजरंग नगर, कोटा का दिनांक 7 फरवरी 2023 को राष्ट्रीय मानवाधिकार आयोग एवं गुजरात राष्ट्रीय विधि विश्वविद्यालय द्वारा सर्वेक्षण किया गया। सर्वेक्षण के दौरान छेम पर 9 लाभार्थियों से बातचीत की तथा छेम की अधिष्ठा, ऑफिस असिस्टेंट से छेम के संचालन के बारे में विस्तार से बात की।


महाप्रबंधक

विनायक रिसर्च एण्ड वेलफेयर सोसायटी

(Letter given by Swadhar Greh Kota)

Report on Swadhar Greh- “Shakti Sadan”- Bundi, Rajasthan

Name of Swadhar Greh- Swadhar Greh Bundi, Rastriya Manav Vikash Samiti

Address of Swadhar Greh- 38, Shiv Shakti Nagar extension behind Dr Laj Vyas hospital, Bundi,323001

Contact person- Mr. Suresh Kumawat, Director

Date of visit- 07 February 2023

Time of visit- 03:00 PM

Status of home- Functional

Experience-

The **Swadhar Greh Bundi** is run by **Rastriya Manav Vikash Samiti (NGO)**. This home is situated in a residential area where only a few families are staying. The Swadhar greh is running in a house, which seems to be enclosed and not having much ventilation facility.



(Swadhar Greh Bundi, Rajasthan)

Swadhar Greh Bundi earlier did not allow us to give time for data collection and also refused to reply to emails. And asked for a letter which gives permission for data collection in Swadhar Greh from SJE or the women's development department. After that when we got a letter from the women's development department they allowed for data collection or to enter the premises.

Residents were interrupted by the staff members while answering but no resident was scared of any staff member. Residents were answering freely without any due influence. Residents were also not given non-recurring grants and were not even aware of such grants.

The staff members kept on saying again and again that they are not getting any budget from competent authorities for running this Swadhar greh, so they could not run it properly.



(With Staff members of Swadhar greh- Shakti Sadan Bundi, Rajasthan)

The premises is running on a rent basis. Pocket money is not given to the residents as they stated that no funds are coming from the competent authorities. They only spend money on necessities but are unavailable to give pocket money.

No vocational activities rather than stitching and cooking are taught to the residents by the authorities. Also, no trainer is deployed for the purpose to train them till the date of inspection and data collection. Their training room was locked and keys were with their director who was not there in the home. They were also not having separate TV for entertainment, only one TV which was having CCTV footage.

Residents were not well aware of the pocket money and vocational training provision in the Shakti Sadan/Swadhar Greh.



Rastriya Manav Vikash Samiti

(Registered Under Foreign Contribution Regulation Act.)

Head Office :- Opp. PWD Office, Agra Road, Dausa (Raj.)

E-mail :- sureshkmt6@gmail.com, Mob. 01427-223008, 9414040102, www.rmvsdausa.com

Branch Office :- P.No.-276, Bakshi Ka Chauraha, Gandhi Nagar, ABU ROAD, District - Sirohi

Branch Office :- Silpvilash, Gurunanak Colony, Bundi- 0747-2445483, E-mail :- rmvsbundi@gmail.com

❖ A Non Political


❖ Non Religious

❖ Non Profit Welfare NGO

क्रमांक S.W.V. 106

दिनांक 7/02/2023

स्वाधर [शक्ति-सदन] महान नम्बर 38 शिव शक्ति नगर प्रेक्शन डां लाय व्याज अस्पताल के पीछे बुन्दी का आय दिनांक 7/2/23 को राष्ट्रीय मानव विकास अधिकारी की आयुग एवं गुजरात राष्ट्रीय विद्या कि विश्वविद्यालय द्वारा सर्वेक्षण किया गया। सर्वेक्षण के दौरान होम पर 16 लाभार्थियों से बातचीत की गई तथा शक्ति सदन की काउन्सलर, ऑफिस असिस्टेंट से होम की संचालन के बारे में विस्तार से बातचीत की।


परिषदना निर्देशक
राष्ट्रीय मानव विकास समिति
बुन्दी- 323001

(Letter given by Swadhar Greh Bundi)

Report on Swadhar Greh- “Shakti Sadan”- Baran, Rajasthan

Name of Swadhar Greh- Swadhar Greh Baran, Mahila Udyog Prashikshan Samiti

Address of Swadhar Greh- Gopal Colony Nayapura, Baran

Contact person- Ms Gayatri Nama, secretary

Date of visit- 08 February 2023

Time of visit- 12:45 PM

Status of home- Functional

Experience-

The **Swadhar Greh Baran**, is run by **Mahila Udyog Prashikshan Samiti (NGO)**. This Swadhar Greh was situated in small streets which had a smell and water was floating on the road. This place was not suitable for living. This Swadhar Greh was running in a home having fewer rooms and found no training room, but having an open area where residents were sitting when we reached. The Swadhar Greh was not much cleaned but had very good ventilation. All questions of the caretaker were answered by their secretary only and no one answered when we asked questions to a supervisor or other staff members.

(With staff members of Swadhar greh- Shakti Sadan Baran, Rajasthan)



We were facing problems in data collection from residents due to regular interruptions from the staff members while asking questions. Some of the residents were scared and feared being beaten by the staff members after our visit. Residents were hesitating while answering the questions in the

presence of staff members. And their secretary was shouting at the residents when they were answering the questionnaire.

We also came to know that there were some women who were acting like residents of Swadhar greh but they had been called by staff members to show the gathering and they were paid hourly for showing their presence. These women were the residents of houses near Swadhar greh, they have been called by staff members whenever they are having any visits from government officials or any inspection.



(With staff members of Swadhar greh- Shakti Sadan Baran, Rajasthan)

Residents were not aware of their pocket money, grants and basic facilities which should be provided to them. They do not get any vocational training and not even take out for such training, no resident is allowed to leave the premises on their own or with permission of the staff. Once they enter the Swadhar Greh they cannot go out of the Swadhar Greh until a police officer takes them or any of the family members take them away.

Society Act Reg. No. 104/89-90 Kota (Raj.)
Nishaktikaran Reg No.181/05-06Jaipur
FCRA Reg. No. 125710002 Delhi
Partner System NGO Reg. No. RJ/426/09



Mahila Udyog

Mahila Udyog Prashikshan Samiti

Krishna Colony Hospital Road, BARAN (Raj.)

☎:(O&R)07453-232257 Mob: 9929720681

E mail: mahila_udyog@yahoo.com

7661

Ref. क्रमांक 7661

Date. 9/02/2023

शक्ति सदन गोपाल कोल्हानी मेला उगाडक बारा को डिनॉक
8 फरवरी 2023 को राष्ट्रीय मानवाधिकार आयोजन एवं
गुजरात राष्ट्रीय विधि विश्वविद्यालय द्वारा सर्वेक्षण किया
गया। सर्वेक्षण के दौरान होम पर 95 महिलाएँ व
6 बच्चे व 3 श्याड से बातचीत की तथा होम
की अधिष्ठाता, ऑफिस असिस्टेंट से होम के संचालन के
बारे में विस्तार से बातचीत की।

सचिव
महिला उद्योग प्रशिक्षण समिति
बारा, जिला बारा (राज)

(Letter given by Swadhar Greh Baran)

Report on Swadhar Greh- “Shakti Sadan”- Udaipur, Rajasthan

Name of Swadhar Greh-Swadhar Greh (Shakti Sadan) Udaipur, Seva Mandir

Address of Swadhar Greh- Sambal Swadhar Greh, V.B.R.I campus, Hostel no. 1 near seminar hall, badgaon road, Udaipur, 313001

Contact person- Ms Nisha Field, Programme In- charge

Date of visit- 09 February 2023

Time of visit- 10:30 AM

Status of home- Functional

Experience-

The **Swadhar Greh (Shakti Sadan) Udaipur**, is run by (NGO). This Swadhar greh is situated in the rural institute campus. The environment was very peaceful and full of trees. This Swadhar greh is running in an old hostel of the institute and it has very good ventilation in rooms, kitchen, bathroom and training rooms.

Sambal Swadhar Greh- Shakti Sadan Udaipur, Rajasthan



Residents were staying happy and answered all the questions asked by us with a free mind and the presence of any staff member did not become any obstacle in data collection. Even the residents

were happy with their interaction with them. Residents were happy with the facilities provided to them and highly satisfied with food and hygiene. All the residents along with the staff members share a great bond and are living in a comfortable homely environment.



(With Staff members of Swadhar greh Udaipur, Rajasthan)

This Swadhar greh had a very peaceful and comfortable environment for living. Staff members are cooperative and help all the residents with all the necessary things. The day we visited home one of the staff members was going out to the bank with one of the residents to open a new account in the bank.

Even the staff members were happy with the working conditions of home and like to help or work for such residents. The Swadhar greh was neat and clean, rooms were cleaned on a daily basis, the kitchen was clean, and rooms were equipped with all facilities.



स्वाधर गृह (शक्ति सदन) विद्याभवन स्त्रल
इन्सटीट्यूट परिसर हास्टल न. A सेमीनार हॉल
के पास बड़गांव रोड़ उदयपुर का दिनांक
वफरवरी 2023 को राष्ट्रीय मानवाधिकार आयोग
एवं गुजरात राष्ट्रीय विधि विद्यपविद्यालय द्वारा
सर्वेक्षण किया गया। सर्वेक्षण के दौरान गृह पर
16 लाभार्थियों से बातचीत की तथा गृह की
अवस्था एवं काउन्सलर से गृह संचालन एवं
अवश्यकता के बारे में विस्तार से चर्चा की।

Misra field
COUNSELLOR
SWADHAR GREH SCHEME
SEVA MANDIR

(Letter given by Swadhar Greh Udaipur)

Report on Swadhar Greh- “Shakti Sadan”- Dungarpur, Rajasthan

Name of Swadhar Greh- Shakti sadan Dungarpur, Muskan Sansthan

Address of Swadhar Greh- Shakti sadan, Sharma Bhawan, ratanpur road, navadera, dungarpur, Rajasthan 314001

Contact person- Mr. Avinash, Programme Incharge

Date of visit- 09 February 2023

Time of visit- 04:00 PM

Status of home- Functional

Experience-

The **Shakti sadan Dungarpur**, run by **Muskan Sansthan(NGO)**. This Swadhar greh is situated at a good place near main road, in Dungarpur. Muskan Sansthan is also running different schemes for children and also makes food for Indra Rasoi, this organization is also having its own general hospital and school for children.



(Swadhar Greh- Shakti Sadan Dungarpur, Rajasthan)

Swadhar greh was having a two-floor building and residents were staying on the 1st floor, there was not much cleanliness in the rooms but the bathroom area was having good ventilation and was clean. There was a big hall for living in the dormitory system with all the necessary facilities. Food

for everyone is prepared by residents who are working for Indira Rasoi. And the kitchen area had good ventilation. There was only one CCTV camera installed which covers the whole area of the building. This Swadhar Greh also had a good space for playing for children of Swadhar Greh.

Residents were living happily but were not aware of non-recurring grants and not much about vocational training. We had quite a communication problem with them due to regional language differences as Dungarpur is a tribal area. There were very few residents who could respond in Hindi due to a lack of education. But with the help of staff members, it was very easy to communicate.

There we came to know that there is a different custom of “**Naata**” (leaving one spouse and living life with another person as their spouse or we can say that is a different way of marriage)”. There were many women who were living separately from their husbands for a long period of time.

“**Aata Saata**” is also one kind of cultural custom which enables one family to give their daughter to the other family which gives their son and vice-versa.

Due to the tribal area, we were also not able to take photographs with residents and staff members as they were not allowed to take photographs with them.



मुस्कान संस्थान

क्रमांक :

दिनांक :

आज दिनांक 09 फरवरी 2023 को राष्ट्रीय मानवाधिकार आयोग एवं गुजरात राष्ट्रीय विधि विश्वविद्यालय द्वारा "शक्ति सदन (स्वाधार गृह एवं उज्ज्वला गृह)" शर्मा भवन, रतनपुर रोड, नवाडेरा, डूंगरपुर (राज0) का सर्वेक्षण किया गया।

सर्वेक्षण के दौरान गृह पर 37 लाभार्थियों एवं 21 बच्चों से बातचीत की गयी तथा गृह की अधिका, काउन्सर एवं अन्य कार्यरत कार्यकर्ताओं से शक्ति सदन के संचालन से संबंधित एवं सम्पूर्ण व्यवस्थाओं के बारे में विस्तार से जानकारी प्राप्त कर सभी पर विस्तारपूर्वक चर्चा की गयी।



मंज/सं
9/2/23



email : wrdtti@yahoo.com
muskaandpr@gmail.com

शर्मा भवन, रतनपुर रोड, नवाडेरा, डूंगरपुर (राज.)

मो. : 9413306768, 9587979111

फोन : 02964-294295, 294768

हर इंसान सारे संसार को मदद नहीं दे सकता, पर हम अगर दस लोगों को भी मुस्कान दे सके तो आने वाले कल के लिए इतना काफी है।

(Letter given by Swadhar Greh Dungarpur)

Report on Swadhar Greh- “Shakti Sadan”- Bhilwara, Rajasthan

Name of Swadhar Greh- Swadhar Greh Bhilwara, Shri Nath Acupressure Sodh Sansthan

Address of Swadhar Greh- Swadhar greh (Shakti Sadan) Ramnagar near Circuit House Bhilwara, Rajasthan, 311001.

Contact person- Mr Rajendar Sharma, Secretary

Date of visit- 11 February 2023

Time of visit- 04:00 PM

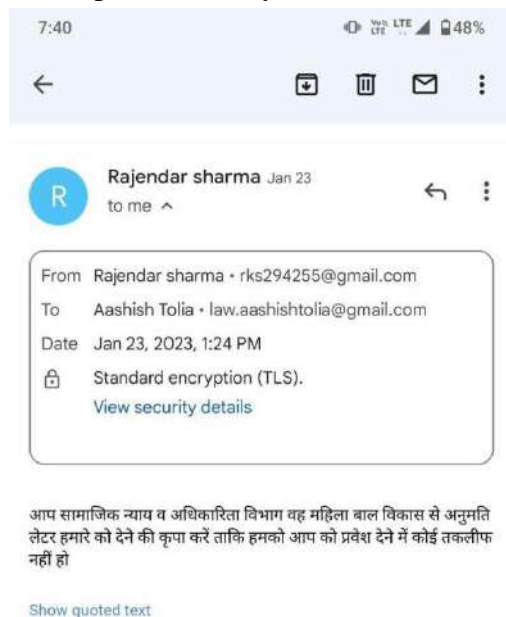
Status of home- Functional

Experience- The Shakti Sadan/ Swadhar Greh is run by NGO Swadhar Greh Bhilwara, Shri Nath Acupressure Sodh Sansthan. This Swadhar greh is situated in a residential area where a few families are living nearby. The premises consist of basic amenities as the building was previously used as a hotel and has all the facilities of the big hall for a dormitory, spacious bathrooms and a training hall. The building has 2 floors, on the ground floor kitchen, dining and training hall are operational. On the first floor, washrooms, and a dormitory is available.



(Swadhar Greh- Shakti Sadan Bhilwara, Rajasthan)

Swadhar Greh Bhilwara also did not allow us to give time for data collection. And asked for a letter which gives permission for data collection in Swadhar Greh from SJE or the child and women development department. They replied to emails with such demands. After that when we got a letter from the women's development department, they allowed for data collection or to enter the premises.



(Reply to mail from Swadhar Greh- Shakti Sadan, Bhilwara)

Centre Superintendent enjoys a healthy environment with the residents and they are very much comfortable telling all their issues as a friend which eventually helps them in solving the disputes and problems for which the residents are here.

All the residents were cooperative towards the questions posed to them towards the survey and were given prompt answers as they were aware of their basic rights. They also said that they've been receiving 500 Rs. per month as pocket money in Shakti Sadan.

On the other hand, the staff was also very supportive and welcomed our visit to the Swadhar Greh and also showed all the files of the cases, register and legal aid provided to residents.



(With Staff members of Swadhar Greh Bhilwara, Rajasthan)

The building was equipped with CCTV Cameras, and all other basic facilities which the residents want for their safety, security and livelihood. The premises were not very neat and clean. Their training room was in an open area (hall) where they used to learn stitching and envelope making. No other special counseling room has been seen, they told us that counseling is done in the office area which was in the corner of the hall. There were not many things or less interested in training residents.

पत्रांक : SW-32/1/2016-SWADAR DATE 21.11.2019


स्वधार गृह

महिला एवं बाल विकास मंत्रालय भारत सरकार
संचालन श्रीनाथ एक्स्प्रेस शोध संस्थान (रजि.)
रामनगर मेन रोड, टाइल डिपो के पास, भीलवाड़ा (राज.)

क्रमांक भीलवाड़ा 8/1/2023/शक्ति सदन

दिनांक :- 11/02/2023

स्वधार गृह (शक्ति सदन) रामनगर भीलवाड़ा सर्किट हाउस के पास भीलवाड़ा में दिनांक 11/02/2023 को राष्ट्रीय मानव अधिकार आयोग एवं गुजरात राष्ट्रीय विधि विश्वविद्यालय द्वारा सर्वेक्षण किया गया सर्वेक्षण के दौरान स्वधार गृह शक्ति सदन में 16 छात्राधीनियों से बातचीत की तथा स्वधार गृह (शक्ति सदन) की अधिसूचना एवं काउन्सिलर से गृह संचालन एवं व्यवस्था के बारे में जानकारी व विस्तार से चर्चा की गयी सुझाव अन्य के बारे में विचार विमर्श किया गया


सचिव/अध्यक्ष
श्री नाथ एक्स्प्रेस शोध संस्थान
भीलवाड़ा

(Letter given by Swadhar Greh Bhilwara)

Report on Swadhar Greh- “Shakti Sadan”- Jhunjhunu, Rajasthan

Name of Swadhar Greh- Swadhar Greh Jhunjhunu, Zila Paryavaran Sudhar Samiti

Address of Swadhar Greh- Shakti Sadan (Swadhar Greh) rajkiya balika Mahal School ke samne ward no. 46 Jhunjhunu, Rajasthan

Contact person- Mr. Rajesh Agarwal, secretary

Date of visit- 16 February 2023

Time of visit- 01:00 PM

Status of home- Functional

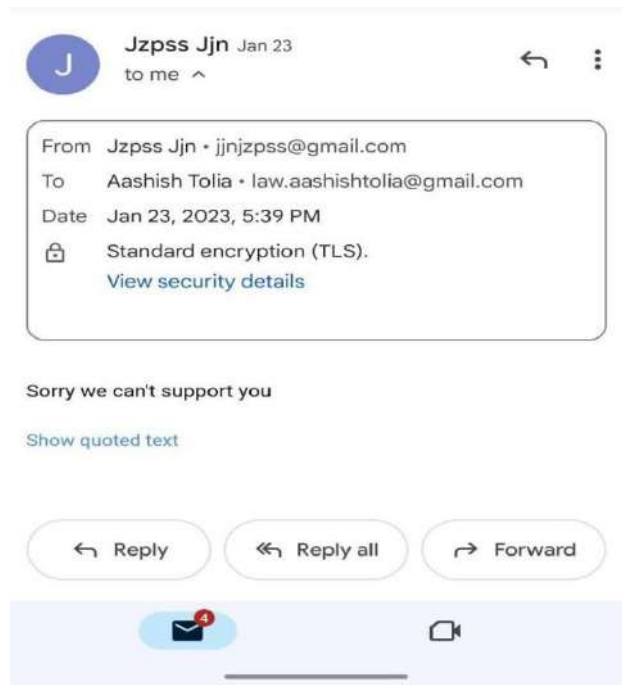
Experience-

The **Swadhar Greh Jhunjhunu**, is run by **Zila Paryavaran Sudhar Samiti(NGO)**. This Swadhar greh is situated in a residential area where many families are residing and a government school is also nearby. They also having their own radio station in the adjacent building.



(Swadhar Greh- Shakti Sadan, Jhunjhunu, Rajasthan)

Swadhar Greh Jhunjhunu also did not allow us to give time for data collection and told us that “we cannot support you” reply to the email. And asked for a letter which gives permission for data collection in Swadhar Greh from SJE or the women's development department. After that when we got a letter from the women's development department they allowed for data collection or to enter the premises.



(Reply to mail from Swadhar greh- Shakti Sadan, Jhunjhunu)

This Swadhar Greh is having good facilities of stay but is less spacious. They also had good ventilation in their building and in the kitchen area. The premises was neat and clean.

They do not focus on vocational training and even though their supervisor told us that she teaches them stitching but due to health issues she is not able to teach anything from the last 4-5 days, but their residents told us they did not see anyone from staff members giving them training. There is a need to focus more on their training and recreational activities. Rest about their non-recurring grants. And they don't do any type of promotion except sending emails to police stations and to bus stands.



**(With Staff members of Swadhar Greh- Shakti Sadan Jhunjhunu,
Rajasthan)**

Residents were not residing there for a long period of time. Some of them were residing from 2 weeks and one from 2 months and rest were from 7-8 days. Residents told us that no activities are done, no doctor comes to visit at the home, not even once six months. Supervisor told that no doctor would come to visit from the date she joined in May, 2022. Earlier doctors used to come; she had seen the entries in the visiting register.

Keg.No. JJN/102/1991-92



जिला पर्यावरण सुधार समिति ZILA PARAYAVARAN SUDHAR SAMITI



Head Office
Near Chomalo ki kutiya
Opp.Gov.Girls mahal School
Ward No.46 Jhunjhunu (Raj.)
Email.jzps_s_c1@yahoo.co.in
01592-230952, 9414080952

ISO Registration No.
9001:2015

www.jzps.org.

Branch Office
Child help Line 1098
Jyoti Nagar-Agarsen Nagar
Churu (Raj.) Ph. 01562- 250700
/ 294028
jjnjzps@gmail.com

Ref. No.: ZPSS/

Dated:

आज दिनांक 16.02.2023 को राष्ट्रीय मानवाधिकार आयोग एवं गुजरात राष्ट्रीय विधि विश्वविद्यालय द्वारा शक्ति सदन (स्वाधार गृह) राजकीय बालिका महल स्कूल के सामने वार्ड नम्बर 46 झुंझुनूं (राजस्थान) का सर्वेक्षण किया गया।

सर्वेक्षण के दौरान सदन पर 05 महिलाओं व 01 बच्ची से बातचीत की गयी तथा सदन की अधिकािका व अन्य कार्यकर्ता से शक्ति सदन के संचालन से संबंधित एवं सम्पूर्ण व्यवस्थाओं के बारे में विस्तार से जानकारी प्राप्त कर सभी पर विस्तारपूर्वक चर्चा की गयी।


(राजेश अग्रवाल)

FCRA No. 125620006, 80G No. 1./06-07/1998/J.1, Registered under RGUMY (MSME) UM Code. UMR053000437
Affiliated with NYK No. NYK/Jhunjhunu/2002-2003/07, PAN No. AAATJ5362J

(Letter given by Swadhar Greh Jhunjhunu)

राजस्थान सरकार
सामाजिक न्याय एवं अधिकारिता विभाग
अम्बेडकर भवन, बी -3/1, राजमहल रेजीडेन्सी क्षेत्र, जयपुर
क्रमांक:- एफ 15 ()सा.सु./म.क./सान्याअवि/22-23/ 77102-8

जयपुर दिनांक : 09-02-2023

उपनिदेशक/सहायक निदेशक
सामाजिक न्याय एवं अधिकारिता विभाग
जयपुर शहर/उदयपुर/बारां/कोटा/
भीलवाडा/डूंगरपुर/बून्दी/झुन्झुनू

विषय:-राष्ट्रीय मानव अधिकार आयोग नई, दिल्ली के निर्देशानुसार गुजरात नेशनल लॉ विश्वविद्यालय के अधिकारी/अन्य हितधारकों को शक्ति सदन(स्वाधार और उज्ज्वला गृह) की विजिट के संबंध में।

प्रसंग:- संयुक्त सचिव राष्ट्रीय मानव अधिकार आयोग नई, दिल्ली के D.O. NO. R 15/1/2022-PRPP(RU-2) दिनांक 04.01.2023के संदर्भ में।

उपरोक्त विषय एवं प्रासंगिक पत्र के क्रम में लेख है कि राष्ट्रीय मानव अधिकार आयोग नई, दिल्ली के निर्देशानुसार गुजरात नेशनल लॉ विश्वविद्यालय के अधिकारियों/अन्य हितधारकों के द्वारा राजस्थान राज्य में संचालित शक्ति सदन(स्वाधार और उज्ज्वला गृह) में आवासरत महिलाओं के सम्बंध में शोध कार्य हेतु गृहों का विजिट किया जाना है। उक्त अधिकारी/अन्य हितधारकों को आपके जिले में संचालित शक्ति सदनों की आवारानियों की सुरक्षा को ध्यान में रखते हुये सदन के अधीक्षक की निगरानी/उपस्थिति में विजिट करवाने में सहयोग प्रदान करावे।

(हरि मोहन मीना)

निदेशक एवं संयुक्त शासन सचिव

क्रमांक:- एफ 15 ()सा.सु./म.क./सान्याअवि/22-23/ 77109-11

जयपुर दिनांक :- 09-02-2023

प्रतिलिपि :- सूचनार्थ एवं आवश्यक कार्यवाही हेतु प्रेषित है :-

1. संयुक्त सचिव राष्ट्रीय मानव अधिकार आयोग नई, दिल्ली के D.O. NO. R 15/1/2022-PRPP(RU-2) दिनांक 04.01.2023के संदर्भ में।
2. Prof.(Dr.) S. Shanthakumar, Director Gujarat National Law University Gandhinagar.
3. अध्यक्ष/सचिव, शक्ति सदन (स्वाधार/उज्ज्वला गृह) प्रभारीको भेजकर लेख है कि उक्त शोधकर्ताओं को सदन का विजिट महिलाओं की सुरक्षा की दृष्टि से सदन अधीक्षक की उपस्थिति में करवाना सुनिश्चित करे।

(डॉ.एस.एल.पहाडिया)
अतिरिक्त निदेशक (सा.सु.)

(Letter Issued from Samaj Kalyan Department)

Report- Chattisgarh

SWADHAR GRIH Total No. of Active Swadhar Greh – 01

SWADHAR GRIH, AMBIKAPUR (C.G.)

S. NO.	PARTICULARS	DETAILS
1	NAME OF HOME	Swadhar Greh, Ambikapur
2	ADDRESS OF HOME	Near Joda Tower, Darripara, Ambikapur, Dist. - Sarguja (C.G.)
3	DATE AND TIME OF VISIT:	2 nd February, 2023
4	PEOPLE MET:	1. President of Swadhar Greh Dr. Meera Shukla 2. All other Staff and Residents
5	Mobile No.	8435777000, 07774-222590
6	E-mail	mssvp.org@gmail.com
7	STATUS OF HOME	Functional

HOW WE REACHED THE HOME : After finishing data collection work of Ujjawala Home, Korla. We have travelled to Swadhar Greh, Ambikapur which is 150 kms away from Korla.



AMBIENCE AND ENVIRONMENT : The Home is in a residential area in the Centre of the town. It is a G+1 building where the ground floor had office room and the first floor had rooms where the inmates live. The area where they live was so

quiet. The whole building was neat and clean. Home has separate Training Room & Activity Room.



EXPERIENCE WITH CARETAKER : The caretakers, counsellors and all Staff are so polite and humble to answer the questions put forth to them. Grant is a major concern told by the caretakers in this home too. They said that they find it difficult to run the home without grant from the Government.

EXPERIENCE WITH RESIDENT : We didn't find any difficulty or issues in data collection with the residents. Almost everyone was responsive.



REPORT: Data Collected Successfully on 02/02/2023. During our visit to Ambikapur Swadhar Greh, we did not face any problem related to data collection, Dr. Meera Shukla, President of the NGO running Swadhar Greh showed us great

generosity, showed us her entire Swadhar Greh. We were fully supported, at present Swadhar Greh is being operated in the name of Shakti Sadan.

UJJAWALA HOMES
Total No. of Active Homes - 02

UJJAWALA HOME, KOREA

SR · N O.	PARTICULARS	DETAILS
1	NAME OF HOME	Ujjawala Home, Korea
2	ADDRESS OF HOME	Near Lok Parlok Dhaba, Chhind Dand, M.G. Raod, Baikunthpur, Dist. Korea (C.G.)
3	DATE AND TIME OF VISIT:	1 st Februry' 2023
4	PEOPLE MET:	1. President of Ujjawala Home Mr. Anil Kumar 2. All other Staff andResidents
5	Mobile No.	9644064222, 982631885P
6	E-mail	scgpvs@yahoo.com
7	STATUS OF HOME	Functional

HOW WE REACHED THE HOME: Distance between Raipur and Korea Chhattisgarh is 360 kms. We had travel by Train and stay in hotel. We visit to the home on 01.02.2023. firstly We had to take permission from DPO (District Programming Officer), without permission we were not allowed to enter into home. After lots of hardship we finally got the permission to visit the home.

AMBIENCE AND ENVIRONMENT : The home is situated in a city area where access to transport is easy. The Home is situated in first floor and it was congested for the residents to stay. The home was clean and tidy. Bedding was provided for each resident.



EXPERIENCE WITH RESIDENTS : We introduced about our self to the residents, explained about the project and started asking questions from them. The data collection process with the residents was very easy. The residents who stayed there were so happy in that home.

Note : *DPO sir not allowed to take Picture with Residents because of confidential purpose.*



UJJAWALA HOME, KORBA

S. No.	Particulars	Details
1	NAME OF HOME	Ujjawala Home, Korba
2	ADDRESS OF HOME	Mr. Balbir H.No. 796, Agrawal, Ward No.36, Padimar Behind Bhadarapara, Gulab General Store, Indira Market, Balco Nagar, Dist. Korba(C.G.)
3	DATE AND TIME OF VISIT:	27 th June, 2023 2:00 PM
4	PEOPLE MET:	1. President of Ujjawala Home Mr. Dicson Masih 2. Mr. Satya Prakash Jaiswal and all other Staff and Residents
5	Mobile No.	9826680190, 9827181425, 9302163328
6	E-mail	sroutkorba@gmail.com , masih.dic@gmail.com
7	STATUS OF HOME	Functional

HOW WE REACHED THE HOME: Distance between Raipur to Korba is around 243 kms. Where Korba is the power capital of Chhattisgarh State. The district comes under Bilaspur Division. We had travel by Train and Mr. Dicson Masih, President of Ujjawala Home who had come to received us from Railway Station. Ujjawala Home, Korba is 14 km away from Railway Station.



AMBIENCE AND ENVIRONMENT : Ujjawala Home, Korba is situated out side of the Korba City. The home is neat and clean. But there was less space provided for recreation inside the home. The environment was good for the inmates to live. Home was in rented premises. President of home said that they were planning to change Home.

EXPERIENCE WITH CARETAKER :

We were welcomed by the President and other Staffs of the home. He checked with the authorization letter. We explained him about the Project and started asking questions to the caretakers.

They answered us without any hesitation. The President added that issue faced by them is with regard to appropriate grant and the NGO finds it difficult to run the home without grant from the Government.



EXPERIENCE WITH RESIDENTS: There was only 6 residents, President of the NGO told us that 5 are suffering from mental illness and one patient is Deaf. So we were not able to fill questionnaire.



SUGGESTIONS

- Provide training programs for residents to enhance their skills and employability.
- Collaborate with vocational training institutes for specialized courses.
- Offer counselling and psychological support for holistic development.
- Facilitate community engagement activities to foster a sense of belonging.
- Organize awareness campaigns to reduce stigma and promote inclusivity.
- Establish partnerships with local businesses for employment opportunities.
- Implement mentorship programs to empower residents to take control of their lives.
- Introduce financial literacy workshops to promote economic independence.
- Support entrepreneurship initiatives for sustainable livelihoods.
- Ensure access to quality healthcare services, including mental health support.
- Promote a healthy lifestyle through fitness programs and nutrition education.
- Collaborate with healthcare professionals for regular check-ups and health workshops.
- Develop educational programs for children residing in these homes.
- Collaborate with schools and educational institutions for formal education.
- Provide extracurricular activities to nurture talents and interests.
- Establish legal aid clinics to address residents' legal issues.
- Conduct awareness sessions on legal rights and procedures.

- Advocate for policy changes that promote the rights of vulnerable populations.
- Provide access to technology for educational purposes and skill development.
- Create digital platforms for online learning and job searching.
- Collaborate with tech organizations for digital literacy programs.
- Forge partnerships with NGOs, government agencies, and corporate entities.
- Network with other shelters and homes to share best practices.
- Collaborate with academic institutions for research and development.

CONCLUSION

In conclusion, the data collection report for Swadhar Greh and Ujjawala Homes provides valuable insights into the operations and impact of these crucial support systems. The findings underscore the significance of such initiatives in empowering vulnerable individuals and survivors of difficult circumstances.

The data highlights several key areas of improvement, including the need for capacity building, community integration, and empowerment programs. These findings should serve as a roadmap for further development and enhancement of services provided by these homes.

Moreover, the report underscores the importance of partnerships and sustainable practices in ensuring the long-term success and effectiveness of Swadhar Greh and Ujjawala Homes. Collaboration with various stakeholders, including NGOs, government agencies, and the private sector, is vital to expand the reach and impact of these initiatives.

By continually monitoring and evaluating the programs and by actively involving the residents in decision-making processes, these homes can evolve to better meet the changing needs of the individuals they serve.

Report on Assam

Introduction

In 2001-2002, The Ministry of Women and Child Development (MCWD) launched the second form of Shelter homes for women known as Swadhar Greh. These homes provide shelter to women in distress who are without social and economic support. The 20th-century feminist agitation began with the outcry over the decision regarding Mathura rape case¹⁰⁷ to the agitation against dowry has continued into the 21st century translating into such schemes. In 2007, the Ministry of Women and Child Development (MWCD) launched Ujjawala, designed to provide immediate and long-term shelter to girls and women who are victims of commercial sexual exploitation.

Later on, some new developments have taken place and at the latest, the Government of India has launched Mission Shakti, an integrated women empowerment programme as umbrella scheme for the safety, security and empowerment of women. This new scheme has two sub-schemes - 'Sambal' and 'Samarthya' and now, Ujjawala Homes as well as Swadhar Greh will be under these schemes.

The National Human Rights Commission (NHRC) in collaboration with the Gujarat National Law University has initiated gathering samples from various States in order to examine the status of Swadhar and Ujjawala Homes. The overall objective of the research study is to evaluate the functioning of the schemes of Swadhar Greh and Ujjawala Homes for Women and also to identify the issues and challenges faced in the operation of the Swadhar Greh and Ujjawala Homes. Further to suggest policy measures to achieve a higher degree of effectiveness of the schemes for the protection of the rights of women and adolescent girls.

Steps Initiated to Conduct the Survey

Firstly, the data of shelter homes were collated and an excel sheet was prepared to verify whether the homes are functional

Secondly, the homes are visited to collect data accordingly

Thirdly, reports are made, and interaction with the officials were initiated

¹⁰⁷ Supra note 71.

Major Findings of Homes During Survey

The questionnaire provided required interactions with the inmates, staff, and the officials present on the premises of the home. It is possible only by visiting the homes and collecting data at the address provided. From the beginning of the survey, there was constant resistance provided from various homes when asked to collect the data, even in Guwahati the capital of Assam. Regular calls were made to various homes in lieu of having an appointment fixed to collect data but there has been constant delay from the respective homes and eventually no cooperation was provided to collect the data. During the multiple visits few observations were made.

Various homes of both the Swadhar and Ujjawala were visited which had strict regulations of entry and exit. One of the frequent complaints of the inmates was that they did not receive adequate food. There were similar complaints about the clothing and other necessities. One of the inmates complained that even though they wanted to attend school but they were not allowed to leave the home premise. The staff of the homes adopted its role as protector very seriously. The one practice which religiously followed was locking the gates of the shelter homes. Most of the time the inmates are kept locked in.

The problem aroused when calls were being made to the concerned homes. There had been constant resistance from the Swadhar and Ujjawala Homes of Assam to provide data even in Guwahati being the capital of Assam. Regular calls were made to various homes in lieu of having an appointment fixed to collect data but there was a constant delay in responses from the respective homes.

A home covered Woodwichee, Hailakandi which consists of both Swadhar Greh and Ujjawala homes but when allowed to visit the homes it was learnt that there are no residents and only 6 care takers were there in the home. When questioned about the absence of the residents; they brought the issue of funds. They informed that the funds were not released since years.




DECLARATION

It is hereby declared that as on date 10th January, 2023 there are no trafficked victims residing at the Swadhar Greh at Lakshirbond, Dist. Hailakandi and Ujjawala Home at Old Hospital Road, Dist. Hailakandi run by WODWICHEE.

Date : 10/01/2023

Place : Hailakandi


(K. A. CHOUDHURY)
General Secretary
General Secretary
WODWICHEE
Lakshirbond, Hailakandi

The questionnaire replies were taken strictly under the vigilance of the officials. Most of the time the officials initiated to reply from the side of the inmate to which the inmate frequently nodded with acceptance. The questionnaires could not be filled completely.

Apart from the visits, North Eastern Buddhist Cultural Association (NEBCA) on Feb 2023 was contacted for permission to enter the homes to collect data on from the inmates. Rajiv Hazarika received the call, he is the Secretary General of NEBCA and the point of contact. The threats were there with the warnings to not to approach the homes for data collection. When questioned about the problem, it was stated that the funds are not released to the homes for 5 years and they have knocked the Court for justice. It was further stated that a recent North Eastern Women Commission Conference was organized where other North Eastern States revealed that they also faced the same issue of not getting funds delivered for many years.

Meanwhile the letter from NHRC is also issued to Shri Mukesh Chandra Sahu, IAS, Principal Secretary, D/o Women & Child Development, Dispur, Guwahati for helping the

team for assistance for the data collection for the project on 4th January 2023. Similarly a letter was issued by GNLU.

On 21 Jan 2023, Global Organisation and Life Development, Guwahati was contacted for a prior appointment to collect data on Swadhar and Ujjawala homes. Mr. Rajeeb Sharma received the call at around 12 pm. He is the head of the said NGO. He stated funds should be released as they have not received any funds from the Government to run the homes and that the homes are not in a good state. He thereafter stopped receiving calls.

There are various homes where staff is continuously absent or not in office like North East Volunteer Association Guwahati, and Association for Human Health Guwahati.

The officers from Gujarat National Law University after a brief report submitted about the situation tried to initiate some actions regarding the situation. The field investigator was made aware that Mr. Rajiv Hazarika was contacted and that he agreed to share some more insights about the financial situation that they are facing.

On 02nd June 2023, a meeting was scheduled at Guwahati wherein Mr. Rajiv Hazarika, Secretary General of NEBCA; Mr. Gaurav Chanda, Barak Valley Welfare Society and Mr. Sanjay Hazarika, Chairman of Integrated Development Association were present. Through the meeting, it was gathered that:




- a. Financial Constraint from the last five years is there.
- b. Circular issued by the Assam Government to empty all homes during Covid.
- c. Recent development to merge both Ujjawala and Swadhar Greh to Mission Shakti.
- d. No homes to aid in survey because of lack of funds.

Lastly, after concerted efforts to collect data it is learnt that the homes are resistant to provide any data.

Annexure II

Authorization Letters from NHRC

Authorization Letter from NHRC to Tamil Nadu

<p>अनिता सिन्हा, भार.से. संयुक्त सचिव ANITA SINHA, IRS Joint Secretary (P&T)</p>		<p>राष्ट्रीय मानव अधिकार आयोग मानव अधिकार भवन, सी-ब्लॉक, वीपीओ कम्प्लेक्स, आईएनए, नई दिल्ली-110 023 भारत NATIONAL HUMAN RIGHTS COMMISSION Manav Adhikar Bhawan, C-Block, GPO Complex, INA, New Delhi-110023 India Ph. No. (O) 011-24663217 / 24663269</p>
D.O. No. R 15/1/2022-PRPP (RU-2)		4 th January, 2023
Dear <i>Sir</i>		
<p>The National Human Rights Commission (NHRC), New Delhi, has sponsored a Research Study titled "A study on the Status, Functioning and Effectiveness of Swadhar Greh and Ujjawala Homes for women and adolescent girls" to Gujarat National Law University, Gandhinagar, with Prof. (Dr.) S. Shanthakumar, Director, Gujarat National Law University, Gandhinagar as the Principal Investigator vide D.O. No. R 15/1/2022-PRPP (RU-2) dated 6th April, 2022. Duration of the research study is 12 months.</p>		
<p>The overall objective of the research study is to evaluate the functioning of the schemes of Swadhar Greh and Ujjawala Homes for Women and also to identify the issues and challenges faced in the operation of the Swadhar Greh and Ujjawala Homes. Further to suggest policy measures to achieve a higher degree of effectiveness of the schemes for the protection of the rights of women and adolescent girls.</p>		
<p>The members of the research team of Gujarat National Law University will be visiting State of Rajasthan, Gujarat, Assam, Chhattisgarh and Tamil Nadu for the purpose of collection of data/information for the above referred research study, and will interact with the concerned officials/other stakeholders for conducting the field work.</p>		
<p>You are therefore; requested to please provide the necessary support and cooperation in this regard. It may be mentioned here that the information collected for the study will be kept confidential and will only be used for the research purpose.</p>		
<p>Further, you are also requested to furnish a list of the Swadhar Greh and Ujjawala Homes which are functional in your state directly to the Prof. (Dr.) Shanthakumar, P.I. of research project under intimation to the undersigned. Your cooperation in this regard shall be highly appreciated.</p>		
With Regards,		
		Yours sincerely,  (Anita Sinha)
<p>Thiru Shunchongam Jatak  Principal Secretary D/o Social Welfare and Women Empowerment Secretariat, Chennai- 600 009</p>		
Copy to:		
<p>Prof. (Dr.) S. Shanthakumar Director Gujarat National Law University Attalika Avenue, Knowledge Corridor, Koba Koba (Sub P. O.), Gandhinagar- 382426</p>		

Authorization Letter from NHRC to Gujarat

अनिता सिन्हा, भार.से.
संयुक्त सचिव
ANITA SINHA, IRS
Joint Secretary (P&T)



राष्ट्रीय मानव अधिकार आयोग
मानव अधिकार भवन, सी-ब्लॉक, प्रोपोजे कॉम्प्लेक्स,
आईएनए, नई दिल्ली-110 023 भारत
NATIONAL HUMAN RIGHTS COMMISSION
Manav Adhikar Bhawan, C-Block,
GPO Complex, INA, New Delhi-110023 India
Ph. No. (O) 011-24663217 / 24663289

D.O. No. R 15/1/2022-PRPP (RU-2)

4th January, 2023

Dear *Shri Nirala,*

The National Human Rights Commission (NHRC), New Delhi, has sponsored a Research Study titled "A study on the Status, Functioning and Effectiveness of Swadhar Greh and Ujjawala Homes for women and adolescent girls" to Gujarat National Law University, Gandhinagar, with Prof. (Dr.) S. Shanthakumar, Director, Gujarat National Law University, Gandhinagar as the Principal Investigator vide D.O. No. R 15/1/2022-PRPP (RU-2) dated 6th April, 2022. Duration of the research study is 12 months.

The overall objective of the research study is to evaluate the functioning of the schemes of Swadhar Greh and Ujjawala Homes for Women and also to identify the issues and challenges faced in the operation of the Swadhar Greh and Ujjawala Homes. Further to suggest policy measures to achieve a higher degree of effectiveness of the schemes for the protection of the rights of women and adolescent girls.

The members of the research team of Gujarat National Law University will be visiting State of Rajasthan, Gujarat, Assam, Chhattisgarh and Tamil Nadu for the purpose of collection of data/information for the above referred research study, and will interact with the concerned officials/other stakeholders for conducting the field work.

You are therefore; requested to please provide the necessary support and cooperation in this regard. It may be mentioned here that the information collected for the study will be kept confidential and will only be used for the research purpose.

Further, you are also requested to furnish a list of the Swadhar Greh and Ujjawala Homes which are functional in your state directly to the Prof. (Dr.) Shanthakumar, P.I. of research project under intimation to the undersigned. Your cooperation in this regard shall be highly appreciated.

With Regards,

Yours sincerely,


(Anita Sinha)

Shri K K Nirala IAS
Secretary
Department of Women & Child Development
9th Block, 6th Floor, New Sachivalaya
Gandhinagar-382 010

Copy to:

Prof. (Dr.) S. Shanthakumar
Director
Gujarat National Law University
Attalika Avenue, Knowledge Corridor, Koba
Koba (Sub P. O.), Gandhinagar- 382426

Authorization Letter from NHRC to Rajasthan

अनिता सिन्हा, भार.से.
संयुक्त सचिव
ANITA SINHA, IRS
Joint Secretary (P&T)



राष्ट्रीय मानव अधिकार आयोग
मानव अधिकार भवन, सी-ब्लॉक, जीपीओ कॉम्प्लेक्स,
अटलीका, नई दिल्ली-110 021 भारत
NATIONAL HUMAN RIGHTS COMMISSION
Manav Adhikar Bhawan, C-Block,
GPO Complex, INA, New Delhi-110023 India
Ph. No. (O) 011-24663217 / 24663289

D.O. No. R 15/1/2022-PRPP (RU-2)

4th January, 2023

Dear *Ms Satyani*,

The National Human Rights Commission (NHRC), New Delhi, has sponsored a Research Study titled "A study on the Status, Functioning and Effectiveness of Swadhar Greh and Ujjawala Homes for women and adolescent girls" to Gujarat National Law University, Gandhinagar, with Prof. (Dr.) S. Shanthakumar, Director, Gujarat National Law University, Gandhinagar as the Principal Investigator vide D.O. No. R 15/1/2022-PRPP (RU-2) dated 6th April, 2022. Duration of the research study is 12 months.

The overall objective of the research study is to evaluate the functioning of the schemes of Swadhar Greh and Ujjawala Homes for Women and also to identify the issues and challenges faced in the operation of the Swadhar Greh and Ujjawala Homes. Further to suggest policy measures to achieve a higher degree of effectiveness of the schemes for the protection of the rights of women and adolescent girls.

The members of the research team of Gujarat National Law University will be visiting State of Rajasthan, Gujarat, Assam, Chhattisgarh and Tamil Nadu for the purpose of collection of data/information for the above referred research study, and will interact with the concerned officials/other stakeholders for conducting the field work.

You are therefore requested to please provide the necessary support and cooperation in this regard. It may be mentioned here that the information collected for the study will be kept confidential and will only be used for the research purpose.

Further, you are also requested to furnish a list of the Swadhar Greh and Ujjawala Homes which are functional in your state directly to the Prof. (Dr.) Shanthakumar, P.I. of research project under intimation to the undersigned. Your cooperation in this regard shall be highly appreciated.

With Regards,

Yours sincerely,

Anita Sinha
(Anita Sinha)

Ms. Pushpa Satyani
Commissioner
Department of Women & Child Development
Secretariat, Jaipur- 302 005

Copy to:

Prof. (Dr.) S. Shanthakumar
Director
Gujarat National Law University
Atalika Avenue, Knowledge Corridor, Koba
Koba (Sub P. O.), Gandhinagar- 382426

Authorization Letter from NHRC to Chhattisgarh

अनिता सिन्हा, भार.से.
संयुक्त सचिव
ANITA SINHA, IRS
Joint Secretary (P&T)



राष्ट्रीय मानव अधिकार आयोग
मानव अधिकार भवन, सी-ब्लॉक, जीपीओ कॉम्प्लेक्स,
आईएनए, नई दिल्ली-110 023 भारत
NATIONAL HUMAN RIGHTS COMMISSION
Manav Adhikar Bhawan, C-Block,
GPO Complex, INA, New Delhi-110023 India
Ph. No. (O) 011-24663217 / 24663269

D.O. No. R 15/1/2022-PRPP (RU-2)

4th January, 2023

Dear *Shri Kangale,*

The National Human Rights Commission (NHRC), New Delhi, has sponsored a Research Study titled "A study on the Status, Functioning and Effectiveness of Swadhar Greh and Ujjawala Homes for women and adolescent girls" to Gujarat National Law University, Gandhinagar, with Prof. (Dr.) S. Shanthakumar, Director, Gujarat National Law University, Gandhinagar as the Principal Investigator vide D.O. No. R 15/1/2022-PRPP (RU-2) dated 6th April, 2022. Duration of the research study is 12 months.

The overall objective of the research study is to evaluate the functioning of the schemes of Swadhar Greh and Ujjawala Homes for Women and also to identify the issues and challenges faced in the operation of the Swadhar Greh and Ujjawala Homes. Further to suggest policy measures to achieve a higher degree of effectiveness of the schemes for the protection of the rights of women and adolescent girls.

The members of the research team of Gujarat National Law University will be visiting State of Rajasthan, Gujarat, Assam, Chhattisgarh and Tamil Nadu for the purpose of collection of data/information for the above referred research study, and will interact with the concerned officials/other stakeholders for conducting the field work.

You are therefore; requested to please provide the necessary support and cooperation in this regard. It may be mentioned here that the information collected for the study will be kept confidential and will only be used for the research purpose.

Further, you are also requested to furnish a list of the Swadhar Greh and Ujjawala Homes which are functional in your state directly to the Prof. (Dr.) Shanthakumar, P.I. of research project under intimation to the undersigned. Your cooperation in this regard shall be highly appreciated.

With Regards,

Yours sincerely,


(Anita Sinha)

Smt. Reena Babasaheb Kangale, IAS
Secretary
Department of Women & Child Development
S2-10, 2nd Floor, Mahanadi Bhawan Mantralaya
Nava Raipur, Atal Nagar, Raipur-492 002

Copy to:

Prof. (Dr.) S. Shanthakumar
Director
Gujarat National Law University
Attalika Avenue, Knowledge Corridor, Koba
Koba (Sub P. O.), Gandhinagar- 382426

Authorization Letter from NHRC to Assam

अनिता सिन्हा, भार.से.
संयुक्ता सचिव
ANITA SINHA, IRS
Joint Secretary (P&T)



राष्ट्रीय मानव अधिकार आयोग
मानव अधिकार भवन, सी-ब्लॉक, लोपोअे कम्प्लेक्स,
आईएनए, नई दिल्ली-110 023 भारत
NATIONAL HUMAN RIGHTS COMMISSION
Manav Adhikar Bhawan, C-Block,
GPO Complex, INA, New Delhi-110023 India
Ph. No. (O) 011-24683217 / 24663269
4th January, 2023

D.O. No. R 15/1/2022-PRPP (RU-2)

Dear *Shri Sahu,*

The National Human Rights Commission (NHRC), New Delhi, has sponsored a Research Study titled "A study on the Status, Functioning and Effectiveness of Swadhar Greh and Ujjawala Homes for women and adolescent girls" to Gujarat National Law University, Gandhinagar, with Prof. (Dr.) S. Shanthakumar, Director, Gujarat National Law University, Gandhinagar as the Principal Investigator vide D.O. No. R 15/1/2022-PRPP (RU-2) dated 6th April, 2022. Duration of the research study is 12 months.

The overall objective of the research study is to evaluate the functioning of the schemes of Swadhar Greh and Ujjawala Homes for Women and also to identify the issues and challenges faced in the operation of the Swadhar Greh and Ujjawala Homes. Further to suggest policy measures to achieve a higher degree of effectiveness of the schemes for the protection of the rights of women and adolescent girls.

The members of the research team of Gujarat National Law University will be visiting State of Rajasthan, Gujarat, Assam, Chhattisgarh and Tamil Nadu for the purpose of collection of data/information for the above referred research study, and will interact with the concerned officials/other stakeholders for conducting the field work.

You are therefore; requested to please provide the necessary support and cooperation in this regard. It may be mentioned here that the information collected for the study will be kept confidential and will only be used for the research purpose.

Further, you are also requested to furnish a list of the Swadhar Greh and Ujjawala Homes which are functional in your state directly to the Prof. (Dr.) Shanthakumar, P.I. of research project under intimation to the undersigned. Your cooperation in this regard shall be highly appreciated.

With Regards,

Yours sincerely,

(Anita Sinha)

Shri Mukesh Chandra Sahu, IAS
Principal Secretary
D/o Women & Child Development
1st Floor, D-Block, Janata Bhawan
Dispur, Guwahati- 781005

Copy to:

Prof. (Dr.) S. Shanthakumar
Director
Gujarat National Law University
Attalika Avenue, Knowledge Corridor, Koba
Koba (Sub P. O.), Gandhinagar- 382426